

UNIVERSITY OF PITTSBURGH
Report of
Faculty Costs and Faculty Workload



Response to the Requirements of
Public School Code of 1949
Section 2002-D


2021-2022

CONTENTS

Variables:	5
Report 1: Faculty and Student Headcounts and Student Credit Hours	9
Faculty and Student Headcounts	11
Student Credit Hours	13
Report 2: Courses	15
Report 3: Academic Calendar	39
Report 4A: FTE Faculty, Total Salary and Salary by Funding Source, Summer Term, 2021	43
Report 4A: FTE Faculty, Total Salary and Salary by Funding Source, Academic Year, 2021-2022	65
Report 4B: Classroom Assigned Credit Hours, Summer Term, 2021	88
Report 4B: Classroom Assigned Credit Hours, Academic Year, 2021-2022	110

This page intentionally left blank

UNIVERSITY OF PITTSBURGH



Variables

VARIABLES

The variables to be included in the Snyder data are defined as follows:

Assigned Credit Hours (CCH). The unit of value assigned to a course, intended to indicate the quantity of instruction embodied in the course. CCH's can be assigned in the classroom or in individual instruction.

Bachelor's Degree. A degree granted at completion of a baccalaureate program, usually taking at least 4 years (120-128 credits) of full-time study. This includes degrees granted in a cooperative or work-study program.

Classroom Courses. Courses in which the great majority of all instruction is delivered to students in groups whether in labs, studios, seminars or lectures.

Distance Learning Courses. Distance education courses include interactive audio- or videoconferencing; prerecorded instructional videos; webcasts; CD-ROMs or DVDs; or computer-based systems accessed over the Internet. Distance education does not include correspondence courses.

Doctor's Degree. A degree carrying the title of Doctor (excluding medical degrees). A Ph.D. or equivalent is the highest academic degree and requires mastery of a field of knowledge and a demonstrated ability to perform scholarly research.

Faculty Identifier. A number or code assigned to each faculty member, used when reporting workweeks.

First Professional Degree. A degree granted at completion of at least 6 years of study, in Dentistry, Health or Law. This degree signifies completion of the academic requirements to begin practice in the professions.

Full-Time Faculty. Persons holding appointments in the professorial, research, and librarian faculty ranks with full-time employment in a semester.

Full-Time Graduate Student.


VARIABLES

Research Hours. The number of hours a faculty member spends in weekly scholarly research.

Student Credit Hours (SCH). The unit of value awarded for the successful completion of courses, intended to indicate the quantity of course instruction in relation to the total requirements for a diploma, certificate, or degree. SCH's can be earned in the classroom or in individual instruction.

Undergraduate Classroom Contact Hours. The number of hours a faculty member spends in weekly classroom contact at the undergraduate level.

UNIVERSITY OF PITTSBURGH



Report 1

Report 1
 UNIVERSITY OF PITTSBURGH
 Faculty and Student Headcount and Student Credit Hours
 2021-2022

	Summer Term 2021	Fall Term 2021	Spring Term 2022
FACULTY HEADCOUNT			
Full-Time	836	2,175	2,174
Part-Time	<u>3,212</u>	<u>3,908</u>	<u>3,793</u>
Total	4,048	6,083	5,967
STUDENT HEADCOUNT			
Full-Time Undergraduate	893	23,674	22,102
Part-Time Undergraduate	6,054	1,249	2,429
Full-Time Graduate	1,608	6,284	5,843
Part-Time Graduate	<u>2,450</u>	<u>1,876</u>	<u>1,833</u>
Total	11,005	33,083	32,207

This page intentionally left blank

Report 1
UNIVERSITY OF PITTSBURGH
 Faculty and Student Headcounts and Student Credit Hours
 2021-2022

Summer Term 2021 Fall Term 2021 Spring Term 2022 Total 2021-2022

STUDENT CREDIT HOURS

(Includes classroom and individual instruction)

Undergraduate


Lower Division	23,323	234,212	207,922	465,457
Upper Division	<u>11,059</u>	<u>123,922</u>	<u>129,234</u>	<u>264,215</u>
Total	34,382	358,134	337,156	729,672

Graduate

Master's	14,989	58,671	54,357	128,017
First Professional	6,630	18,351	21,896	46,877
Doctoral	<u>3,430</u>	<u>12,308</u>	<u>11,303</u>	<u>27,041</u>
Total	<u>25,049</u>	<u>89,330</u>	<u>87,556</u>	<u>201,935</u>
Total Student Credit Hours	59,431	447,464	424,712	931,607

This page intentionally left blank

UNIVERSITY OF PITTSBURGH



Report 2

Courses

2021-2022

Report 2
 UNIVERSITY OF PITTSBURGH
 Courses
 2021-2022

*** UNIVERSITY TOTALS ***

	Summer Term 2021	Fall Term 2021	Spring Term 2022
CLASSROOM COURSES			
Undergraduate			
Lower Division	681	3,750	3,419
Upper Division	278	2,034	2,186
Graduate			
Master's	350	1,286	1,169
First Professional	25	168	195
Doctoral	<u>58</u>	<u>223</u>	<u>213</u>
Total Classroom Courses	1,392	7,461	7,182
INDIVIDUAL INSTRUCTION SECTIONS			
Undergraduate			
Lower Division	14	88	89
Upper Division	172	650	755
Graduate			
Master's	239	380	414
First Professional	44	102	147
Doctoral	<u>262</u>	<u>491</u>	<u>506</u>

Report 2
 UNIVERSITY OF PITTSBURGH
 Courses
 2021-2022

003 Area, Ethnic, Cultural and Gender Studies

	Summer Term 2021	Fall Term 2021	Spring Term 2022
CLASSROOM COURSES			
Undergraduate			
Lower Division	9	39	33
Upper Division	2	19	17
Graduate			
Master's	0	3	3
First Professional	0	0	0
Doctoral	<u>0</u>	<u>0</u>	<u>0</u>
Total Classroom Courses	11	61	53
INDIVIDUAL INSTRUCTION SECTIONS			
Undergraduate			
Lower Division	0	0	0
Upper Division	1	6	5
Graduate			
Master's	0	0	0
First Professional	0	0	0
Doctoral	<u>0</u>	<u>0</u>	<u>0</u>
Total Individual Instruction Sections	1	6	5

Report 2
 UNIVERSITY OF PITTSBURGH
 Courses
 2021-2022

004 Business

	Summer Term 2021	Fall Term 2021	Spring Term 2022
CLASSROOM COURSES			
Undergraduate			
Lower Division	5	73	62
Upper Division	16	168	172
Graduate			
Master's	38	128	121
First Professional	0	0	0
Doctoral	<u>1</u>	<u>8</u>	<u>8</u>
Total Classroom Courses	60	377	363
INDIVIDUAL INSTRUCTION SECTIONS			
Undergraduate			
Lower Division	2	0	0
Upper Division	10	19	21
Graduate			
Master's	2	12	14
First Professional	0	0	0
Doctoral	<u>6</u>	<u>5</u>	<u>5</u>
Total Individual Instruction Sections	20	36	40

Report 2

Report 2

UNIVERSITY OF PITTSBURGH
Courses
2021-2022

008 Education

Summer Term 2021

Fall Term 2021

Spring Term 2022

Report 2

Report 2
 UNIVERSITY OF PITTSBURGH
 Courses
 2021-2022

010 Foreign Languages, Literatures, and Linguistics

	Summer Term 2021	Fall Term 2021	Spring Term 2022
CLASSROOM COURSES			
Undergraduate			
Lower Division	66	272	231
Upper Division	19	110	133
Graduate			
Master's	0	35	32
First Professional	0	0	0
Doctoral	<u>0</u>	<u>0</u>	<u>1</u>
Total Classroom Courses	85	417	397
INDIVIDUAL INSTRUCTION SECTIONS			
Undergraduate			
Lower Division	5	6	6
Upper Division	5	28	37
Graduate			
Master's	6	9	14
First Professional	0	0	0
Doctoral	<u>9</u>	<u>20</u>	<u>27</u>
Total Individual Instruction Sections	25	63	84

Report 2
 UNIVERSITY OF PITTSBURGH
 Courses
 2021-2022

011 Health Professions and Related Clinical Sciences

	Summer Term 2021	Fall Term 2021	Spring Term 2022
CLASSROOM COURSES			
Undergraduate			
Lower Division	6	75	67
Upper Division	25	194	183
Graduate			
Master's	169	412	373
First Professional	25	73	71
Doctoral	<u>47</u>	<u>91</u>	<u>84</u>
Total Classroom Courses	272	845	778
INDIVIDUAL INSTRUCTION SECTIONS			
Undergraduate			
Lower Division	2	36	40
Upper Division	44	124	124
Graduate			
Master's	101	141	149
First Professional	44	77	112
Doctoral	<u>97</u>	<u>124</u>	<u>118</u>
Total Individual Instruction Sections	288	502	543

Report 2
 UNIVERSITY OF PITTSBURGH
 Courses
 2021-2022

014 Legal Professions and Studies

	Summer Term 2021	Fall Term 2021	Spring Term 2022
CLASSROOM COURSES			
Undergraduate			
Lower Division	0	0	0
Upper Division	0	0	0
Graduate			
Master's	3	26	27
First Professional	0	95	124
Doctoral	<u>0</u>	<u>0</u>	<u>0</u>
Total Classroom Courses	3	121	151
INDIVIDUAL INSTRUCTION SECTIONS			
Undergraduate			
Lower Division	0	0	0
Upper Division	0	0	0
Graduate			
Master's	0	4	1
First Professional	0	25	35
Doctoral	<u>0</u>	<u>1</u>	<u>1</u>
Total Individual Instruction Sections	0	30	37

Report 2

UNIVERSITY OF PITTSBURGH
 Courses
 2021-2022

015 English Language and Literature/Letters

Summer Term 2021

Fall Term 2021

Spring Term 2022

CLASSROOM COURSES

Undergraduate

[REDACTED]	33	396	353
------------	----	-----	-----

Upper Division

3	74	93
---	----	----

Graduate

Master's	0	0	98
First Professional	0	0	0
Doctoral	0	0	0

Report 2
 UNIVERSITY OF PITTSBURGH
 Courses
 2021-2022

017 Library Science

Summer Term 2021

Fall Term 2021

Spring Term 2022

CLASSROOM COURSES

Undergraduate

Lower Division

0

0

0

Upper Division

0

0

0

Graduate

Master's

16

25

24

First Professional

0

0

00124

Report 2
 UNIVERSITY OF PITTSBURGH
 Courses
 2021-2022

018 Biological and Biomedical Sciences

	Summer Term 2021	Fall Term 2021	Spring Term 2022
CLASSROOM COURSES			
Undergraduate			
Lower Division	25	140	126
Upper Division	25	81	120
Graduate			
Master's	0	31	25
First Professional	0	0	0
Doctoral	<u>0</u>	<u>2</u>	<u>0</u>
Total Classroom Courses	50	254	271
INDIVIDUAL INSTRUCTION SECTIONS			
Undergraduate			
Lower Division	0	0	0
Upper Division	6	90	95
Graduate			
Master's	6	8	7
First Professional	0	0	0
Doctoral	<u>3</u>	<u>4</u>	<u>5</u>
Total Individual Instruction Sections	15	102	107

Report 2
 UNIVERSITY OF PITTSBURGH
 Courses
 2021-2022

019 Mathematics and Statistics

Summer Term 2021 Fall Term 2021 Spring Term 2022

CLASSROOM COURSES

Undergraduate

Lower Division	60	225	173
Upper Division	16	89	87

Graduate

Master's	1	25	24
First Professional	0	0	0
Doctoral	<u>0</u>	<u>3</u>	<u>2</u>

Total Classroom Courses	77	342	286
-------------------------	----	-----	-----

INDIVIDUAL INSTRUCTION SECTIONS

Undergraduate

Lower Division	0	0	0
Upper Division	1	4	3

Graduate

Master's	13	8	8
First Professional	0	0	0
Doctoral	<u>5</u>	<u>3</u>	<u>2</u>

Total Individual Instruction Sections	19	15	13
---------------------------------------	----	----	----

Report 2

UNIVERSITY OF PITTSBURGH
Courses
2021-2022

Report 2

UNIVERSITY OF PITTSBURGH
Courses
2021-2022

021 Multi/Interdisciplinary Studies

Summer Term 2021

Fall Term 2021

Spring Term 2022

CLASSROOM COURSES

Undergraduate

Lower Division

80

753

724

Upper Division

40

196

224

Graduate

Master's

2

4

4

First Professional

0

0

0

Doctoral

0

0

0

Total Classroom Courses

122

953

952

INDIVIDUAL INSTRUCTION SECTIONS

Undergraduate

Lower Division

3

10

7

Upper Division

32

85

113

Graduate

Master's

0

0

1

First Professional

0

0

0

Doctoral

3

3

3

Total Individual Instruction Sections

38

98

124

Report 2

UNIVERSITY OF PITTSBURGH
Courses
2021-2022

024 Philosophy and Religion/Theology

Summer Term 2021

Fall Term 2021

Spring Term 2022

CLASSROOM COURSES

Undergraduate

Lower Division

0.867 rg 41.25 - a930 0 0 rg 45 -200.313281 Td /R13 12 Tf [(CLASSRO0.8R 0.86J E

Report 2
 UNIVERSITY OF PITTSBURGH
 Courses
 2021-2022

027 Security & Protective Svcs/Public Administration & Svcs


	Summer Term 2021	Fall Term 2021	Spring Term 2022
CLASSROOM COURSES			
Undergraduate			
Lower Division	0	0	0
Upper Division	0	20	16
Graduate			
Master's	53	184	165
First Professional	0	0	0
Doctoral	<u>0</u>	<u>6</u>	<u>6</u>
Total Classroom Courses	53	210	187
INDIVIDUAL INSTRUCTION SECTIONS			
Undergraduate			
Lower Division	0	0	0
Upper Division	0	0	0
Graduate			
Master's	2	6	11
First Professional	0	0	0
Doctoral	<u>1</u>	<u>5</u>	<u>6</u>
Total Individual Instruction Sections	3	11	17

Report 2

UNIVERSITY OF PITTSBURGH
Courses

This page intentionally left blank

UNIVERSITY OF PITTSBURGH



Report 3

Academic Calendar


2021-2022

Report 3
UNIVERSITY OF PITTSBURGH
Academic Calendar
2021-2022

TERMS	TERM DATES
Summer Term	May 10, 2021 to August 14, 2021
Fall Term	August 27, 2021 to December 18, 2021
Spring Term	January 10, 2022 to April 30, 2022

This page intentionally left blank

UNIVERSITY OF PITTSBURGH



Report 4A

FTE Faculty, Total Salary and Salary by Funding Source

Summer Term, 2021

Report 4A

UNIVERSITY OF PITTSBURGH
 FTE Faculty, Total Salary and Salary by Funding Source
 Summer Term, 2021

*** UNIVERSITY TOTALS ***

Faculty Rank	FTE Faculty		Total Salary		University Funds		Federal Funds		Other Funds		
	Instructional	Non-Instructional	Instructional	Non-Instructional	Instructional	Non-Instructional	Instructional	Non-Instructional	Instructional	Non-Instructional	
FULL-TIME											
Professor	13.37	47.64	\$1,766,506	\$6,503,002	\$798,043	\$3,785,697	\$6,360	\$1,891,146	\$962,103	\$826,159	
Associate Professor	23.16	59.39	\$1,451,466	\$5,919,353	\$1,301,650	\$3,508,875	\$6,441	\$1,535,779	\$143,375	\$874,699	
Assistant Professor	38.09	117.95	\$2,120,260	\$8,017,683	\$1,947,000	\$4,979,492	\$14,930	\$1,987,237	\$158,330	\$1,050,954	
Instructor	5.79	22.73	\$220,009	\$942,296	\$220,009	\$667,993		\$179,475		\$94,828	
Lecturer	7.03	13.50	\$396,622	\$644,035	\$367,696	\$627,483		\$16,252	\$28,926	\$300	
Academic Administrator											
Research Assoc./Asst.	0.30	24.22	\$49,781	\$1,126,292	\$9,324	\$321,022	\$11,807	\$435,456	\$28,650	\$369,814	
TA/IF/GSA											
Librarian		42.50		\$2,111,964		\$2,024,471		\$79,501		\$7,992	
Volunteer											
On Leave		2.50		\$123,031		\$75,552		\$87,084		\$9,295	
Other											
TOTAL	87.74	330.43	\$6,004,644	\$25,387,656	\$4,643,722	\$15,990,585	\$39,538	\$6,163,030	\$1,321,384	\$3,234,041	
PART-TIME											
Professor	42.62	22.24	\$6,760,914	\$6,102,268	\$5,939,076	\$2,516,759	\$380,711	\$2,769,500	\$441,127	\$816,009	
Associate Professor	45.18	14.23	\$3,111,930	\$2,585,852	\$2,858,556	\$896,708	\$209,773	\$1,291,271	\$43,601	\$397,873	
Assistant Professor	41.14	36.59	\$2,531,853	\$4,353,573	\$2,363,290	\$2,579,712	\$159,625	\$1,200,552	\$8,938	\$573,309	
Instructor	25.78	31.37	\$668,120	\$701,700	\$665,900	\$469,252		\$79,297	\$2,220	\$153,151	
Lecturer	29.72	16.40	\$1,126,135	\$457,322	\$1,052,930	\$339,459	\$16,393	\$50,832	\$56,812	\$67,031	
Academic Administrator											
Research Assoc./Asst.		4.61	\$35,133	\$228,941		\$70,818	\$35,133	\$22,288		\$135,835	
TA/IF/GSA	47.54	87.08	\$3,307,553	\$6,072,777	\$2,902,993	\$836,285	\$326,740	\$3,645,590	\$77,820		

Report 4A

UNIVERSITY OF PITTSBURGH

Faculty, Total Salary and Salary by Funding Source
Summer Term, 2021

003 Area, Ethnic, Cultural and Languages

Faculty Rank	FTE		Total Salary		University Funds		Federal Funds		Other Funds	
	Instructional	Non-Instructional	Instructional	Non-Instructional	Instructional	Non-Instructional	Instructional	Non-Instructional	Instructional	Non-Instructional
FULL-TIME										
Professor										
Associate Professor										
Assistant Professor										
Instructor										
Lecturer										
Academic Administrator										
Research Assoc./Asst.										
TA/IF/GSA										
Librarian										
Volunteer										
On Leave										
Other										
TOTAL										
PART-TIME										
Professor										
Associate Professor	0.50		\$9,750	\$200	\$9,750			\$200		
Assistant Professor		0.25		\$5,000		\$5,000				
Instructor	0.13	0.38	\$5,000	\$2,150	\$5,000	\$150				\$2,000
Lecturer	1.50		\$32,898	\$7,500	\$32,898					\$7,500
Academic Administrator										
Research Assoc./Asst.										
TA/IF/GSA										
Librarian										
Volunteer	0.25									
On Leave										
Other										
TOTAL	2.38	0.63	\$47,648	\$14,850	\$47,648	\$5,150	\$0	\$200	\$0	\$9,500
GRAND TOTAL	2.38	0.63	\$47,648	\$14,850	\$47,648	\$5,150	\$0	\$200	\$0	\$9,500

Report 4A

UNIVERSITY OF PITTSBURGH
 FTE Faculty, Total Salary and Salary by Funding Source
 Summer Term, 2021

004 Business

Faculty Rank	FTE Faculty		Total Salary		University Funds		Federal Funds		Other Funds	
	Instructional	Non-Instructional	Instructional	Non-Instructional	Instructional	Non-Instructional	Instructional	Non-Instructional	Instructional	Non-Instructional
FULL-TIME										
Professor	0.64	5.36	\$333,551	\$959,660	\$110,905	\$938,805		\$1,972	\$222,646	

Report 4A

UNIVERSITY OF PITTSBURGH

Report 4A
UNIVERSITY OF PITTSBURGH
FTE Faculty, Total Salary and Salary by Funding Source
Summer Term, 2021

008 Education

FTE Faculty	Total Salary	University Funds	Federal Funds	Other Funds
-------------	--------------	------------------	---------------	-------------

Report 4A

UNIVERSITY OF PITTSBURGH
 FTE Faculty, Total Salary and Salary by Funding Source
 Summer Term, 2021

011 Health Professions and Related Clinical Sciences

Faculty Rank	FTE Faculty		Total Salary		University Funds		Federal Funds		Other Funds	
	Instructional	Non-Instructional	Instructional	Non-Instructional	Instructional	Non-Instructional	Instructional	Non-Instructional	Instructional	Non-Instructional
FULL-TIME										
Assistant Professor	183.25	203.24	1,405,099	4,869,825	659,282	2,305,004	6,360	1,845,188	739,457	

Report 4A

UNIVERSITY OF PITTSBURGH
FTE Faculty, Total Salary and Salary by Funding Source
Summer Term, 2021

014 Legal Professions and Studies

Faculty Rank	FTE Faculty	Total Salary	University Funds	Federal Funds	Other Funds
--------------	-------------	--------------	------------------	---------------	-------------

Report 4A

UNIVERSITY OF PITTSBURGH
 FTE Faculty, Total Salary and Salary by Funding Source
 Summer Term, 2021

015 English Language and Literature/Letters

Faculty Rank	FTE Faculty		Total Salary		University Funds		Federal Funds		Other Funds	
	Instructional	Non-Instructional	Instructional	Non-Instructional	Instructional	Non-Instructional	Instructional	Non-Instructional	Instructional	Non-Instructional
FULL-TIME										
Professor		0.50		\$80,482		\$80,482				
Associate Professor		0.50		\$34,581		\$34,581				
Assistant Professor										
Instructor										
Lecturer	0.13	1.38	\$38,093	\$53,104	\$9,167	\$53,104			\$28,926	
Academic Administrator										
Research Assoc./Asst.		0.50		\$12,607		\$12,607				
TA/IF/GSA										
Librarian										
Volunteer										
On Leave										
Other										
TOTAL	0.13	2.88	\$38,093							

Report 4A

UNIVERSITY OF PITTSBURGH

Report 4A

UNIVERSITY OF PITTSBURGH
FTE Faculty, Total Salary and Salary by Funding Source
Summer Term, 2021

018 Biological and Biomedical Sciences

Faculty Rank	FTE Faculty		Total Salary		University Funds		Federal Funds		Other Funds	
	Instructional	Non-Instructional	Instructional	Non-Instructional	Instructional	Non-Instructional	Instructional	Non-Instructional	Instructional	Non-Instructional

Report 4A

UNIVERSITY OF PITTSBURGH

Report 4A

UNIVERSITY OF PITTSBURGH
FTE Faculty, Total Salary and Salary by Funding Source
Summer Term, 2021

021 Multi/Interdisciplinary Studies

Faculty Rank	FTE Faculty		Total Salary		University Funds		Federal Funds		Other Funds			
	Instructional	Non-Instructional	Instructional	Non-Instructional	Instructional	Non-Instructional	Instructional	Non-Instructional	Instructional	Non-Instructional		
FULL-TIME	Non-90.402734	Td/Rp10	Tf[(FULL-TIME)]	TJET05	-175.397461	Td/R13	9	Tf[(Instructional)]	TJET3P4/R1109/R132.JTJE197461	Td/R13	97461	Td/5FTIME

Report 4A

UNIVERSITY OF PITTSBURGH
FTE Faculty, Total Salary and Salary by Funding Source
Summer Term, 2021

024 Philosophy and Religion/Theology

Instructional	Faculty Rank	FTE Faculty		Total Salary	University Funds	Federal Funds	Other Funds
		Instructional	Non-Instructional				

Report 4A

UNIVERSITY OF PITTSBURGH

Report 4A
 UNIVERSITY OF PITTSBURGH
 FTE Faculty, Total Salary and Salary by Funding Source
 Summer Term, 2021

026 Psychology

Faculty Rank	FTE Faculty		Total Salary		University Funds		Federal Funds		Other Funds	
	Instructional	Non-Instructional	Instructional	Non-Instructional	Instructional	Non-Instructional	Instructional	Non-Instructional	Instructional	Non-Instructional
FULL-TIME										
Professor		0.50		\$47,510		\$27,912		\$5,345		\$14,253
Associate Professor										
Assistant Professor	0.34	1.67	\$16,658	\$82,559	\$16,658	\$25,000		\$45,034		\$12,525
Instructor										
Lecturer	0.21	0.29	\$8,471	\$11,698	\$8,471	\$11,698				
Academic Administrator										
Research Assoc./Asst.		2.50		\$117,833		\$16,843		\$67,349		\$33,641
TA/IF/GSA										
Librarian										
Volunteer										
On Leave										
Other										
TOTAL		4.96	\$25,129		\$25,129	\$81,453	\$0	\$117,728	\$0	
PART-TIME										
Professor	4.79	0.04	\$918,431	\$391,332		\$6,233	\$7,698	\$325,409		\$59,690
Associate Professor	6.25		\$414,088	\$161,356	\$396,523		\$17,565	\$92,567		\$68,789
Assistant Professor	3.25	0.25		\$125,963	\$179,139	\$15,697	\$2,101	\$93,813		\$16,453
Instructor	0.75	0.35	\$29,278	\$19,425	\$29,278	\$100				\$19,325
Lecturer	1.00		\$23,325		\$23,325					


Report 4A

UNIVERSITY OF PITTSBURGH
 FTE Faculty, Total Salary and Salary by Funding Source
 Summer Term, 2021

030 Visual and Performing Arts

Faculty Rank	FTE Faculty		Total Salary		University Funds		Federal Funds		Other Funds	
	Instructional	Non-Instructional	Instructional	Non-Instructional	Instructional	Non-Instructional	Instructional	Non-Instructional	Instructional	Non-Instructional
FULL-TIME										
Professor										
Associate Professor	0.06	0.45	\$3,101	\$25,091	\$3,101	\$25,091				
Assistant Professor										
Instructor										
Lecturer		1.00		\$41,556		\$41,556				
Academic Administrator										
Research Assoc./Asst.										
TA/IF/GSA										
Librarian										
Volunteer										
On Leave										
Other										
TOTAL		1.45	\$3,101	\$66,647	\$3,101	\$66,647	\$0	\$0	\$0	\$0
PART-TIME										
Professor	0.50		\$12,928		\$12,928					
Associate Professor	0.50	0.75		\$8,872		\$7,272		\$400		\$1,200
Assistant Professor	0.75	0.50	\$17,007	\$10,250	\$17,007	250				\$10,000
Instructor	1.75	0.68	\$25,745	\$5,034	\$25,025	\$4,844			\$720	\$750
Lecturer	1.50	1.70	\$32,116	\$29,925	\$32,116	\$19,500				\$10,375
Academic Administrator										
Research Assoc./Asst.										
TA/IF/GSA	0.84		\$69,970							

UNIVERSITY OF PITTSBURGH



Report 4A

FTE Faculty, Total Salary and Salary by Funding Source

Academic Year, 2021-2022

Report 4A
UNIVERSITY OF PITTSBURGH
FTE Faculty, Total Salary and Salary by Funding Source
Academic Year, 2021-2022

*** UNIVERSITY TOTALS ***

Faculty Rank	FTE Faculty	Total Salary	University Funds	Federal Funds	Other Funds
--------------	-------------	--------------	------------------	---------------	-------------

Report 4A

UNIVERSITY OF PITTSBURGH
FTE Faculty, Total Salary and Salary by Funding Source
Academic Year, 2021-2022

003 Area, Ethnic, Cultural and Gender Studies

Faculty Rank	FTE Faculty Instructional	Total Salary	University Funds	Federal Funds	Other Funds
--------------	------------------------------	--------------	------------------	---------------	-------------

Report 4A

UNIVERSITY OF PITTSBURGH
 FTE Faculty, Total Salary and Salary by Funding Source
 Academic Year, 2021-2022

006 Computer and Information Sciences and Support Services

Faculty Rank	FTE Faculty		Total Salary		University Funds		Federal Funds		Other Funds	
	Instructional	Non-Instructional	Instructional	Non-Instructional	Instructional	Non-Instructional	Instructional	Non-Instructional	Instructional	Non-Instructional
FULL-TIME										
Professor	7.37	12.64	\$1,120,999	\$2,041,229	\$1,073,835	\$1,517,496	\$47,164	\$498,639		\$25,094
Associate Professor	7.12	2.40	\$713,283	\$249,140	\$709,014	\$209,836	\$4,269	\$36,355		\$2,949
Assistant Professor	13.56	6.96	\$1,200,990	\$651,076	\$1,200,990	\$564,881		\$67,523		\$18,672
Instructor										
Lecturer	6.21	1.30	\$591,094	\$113,474	\$591,094	\$111,674		\$1,800		
Academic Administrator										
Research Assoc./Asst.										
TA/IF/GSA										
Librarian										
Volunteer										
On Leave		1.00								
Other										
TOTAL	34.26	24.30	\$3,626,366	\$3,054,919	\$3,574,933	\$2,403,887	\$51,433	\$604,317	\$0	\$46,715
PART-TIME										
Professor										
Associate Professor										
Assista	1.00		\$85,994							

Report 4A

UNIVERSITY OF PITTSBURGH

Report 4A

UNIVERSITY OF PITTSBURGH
FTE Faculty, Total Salary and Salary by Funding Source
Academic Year, 2021-2022

Report 4A

UNIVERSITY OF PITTSBURGH
 FTE Faculty, Total Salary and Salary by Funding Source
 Academic Year, 2021-2022

\$106,248
014 Legal Professions and Studies

Faculty Rank	FTE Faculty		Total Salary		University Funds		Federal Funds		Other Funds	
	Instructional	Non-Instructional	Instructional	Non-Instructional	Instructional	Non-Instructional	Instructional	Non-Instructional	Instructional	Non-Instructional
FULL-TIME										
Professor					\$1,619,707	\$584,300		\$5,327	\$62,693	\$155,467
Associate Professor						\$175,579		\$4,452	\$6,233	\$100,815
Assistant Professor	4.11	2.89	\$264,448	\$175,600	\$264,448	\$106,248				

Report 4A

UNIVERSITY OF PITTSBURGH

Report 4A

UNIVERSITY OF PITTSBURGH

Report 4A

UNIVERSITY OF PITTSBURGH
FTE Faculty, Total Salary and Salary by Funding Source
Academic Year, 2021-2022

020 Military Technologies

Faculty Rank	FTE Faculty		Total Salary		University Funds		Federal Funds	Other Funds
	Instructional	Non-Instructional	Instructional	Non-Instructional	Instructional	Non-		

Report 4A

UNIVERSITY OF PITTSBURGH
FTE Faculty, Total Salary and Salary by Funding Source
Academic Year, 2021-2022

021 Multi/Interdisciplinary Studies

Report 4A

UNIVERSITY OF PITTSBURGH
 FTE Faculty, Total Salary and Salary by Funding Source
 Academic Year, 2021-2022

024 Philosophy and Religion/Theology

Faculty Rank	FTE Faculty		Total Salary		University Funds		Federal Funds		Other Funds	
	Instructional	Non-Instructional	Instructional	Non-Instructional	Instructional	Non-Instructional	Instructional	Non-Instructional	Instructional	Non-Instructional
FULL-TIME										
Professor	3.54	5.98	\$575,023	\$1,200,599	\$558,058	\$1,200,599			\$16,965	
Associate Professor	5.64	3.87	\$490,616	\$333,687	\$490,616	\$332,087				\$1,600
Assistant Professor	3.33	3.68	\$284,225	\$316,377	\$284,225	\$289,679				\$26,698
Instructor										
Lecturer	3.37	0.65	\$214,540	\$47,036	\$214,540	\$47,036				
Academic Administrator										
Research Assoc./Asst.										
TA/IF/GSA										
Librarian										
Volunteer										
On Leave										
Other										
TOTAL	15.88	14.18	\$1,564,404	\$1,897,699	\$1,547,439	\$1,869,401	\$0	\$0	\$16,965	\$28,298
PART-TIME										
Professor	0.50		\$132,228	\$30,994	\$132,228					\$30,994
Associate Professor	0.25		\$44,167		\$44,167					
Assistant Professor	0.50		\$51,700		\$51,700					
Instructor	0.76	0.13	\$58,465	\$4,000	\$58,465	\$4,000				
Lecturer	2.26		\$156,735	\$1,500	\$156,735					\$1,500
Academic Administrator										
Research Assoc./Asst.										
TA/IF/GSA	6.62		\$494,180		\$494,180					
Librarian										
Volunteer	0.13									
On Leave										
Other	0.38		\$4,183	\$3,500	\$4,183					\$3,500
TOTAL	11.40	0.13	\$941,658	\$39,994	\$941,658	\$4,000	\$0	\$0		

Report 4A

UNIVERSITY OF PITTSBURGH

Report 4A

UNIVERSITY OF PITTSBURGH
FTE Faculty, Total Salary and Salary by Funding Source
Academic Year, 2021-2022

027 Security & Protective Srvcs/Public Administration & Srvcs

FTE Faculty

Total Salary


University Funds

Federal Funds

Report 4A

UNIVERSITY OF PITTSBURGH

UNIVERSITY OF PITTSBURGH



Report 4B

Classroom Assigned Credit Hours

Summer Term, 2021

Report 4B
 UNIVERSITY OF PITTSBURGH
 Classroom Assigned Credit Hours
 Summer Term, 2021

*** UNIVERSITY TOTALS ***

Faculty Rank	Under Graduate		Master's	Graduate		Total
	Lower Division	Upper Division		First Prof.	Doctoral	
FULL-TIME						
Professor		5	41	3	23	72
Associate Professor	9	18	90	10	26	153
Assistant Professor	27	50	198	12	45	332
Instructor	9	3	4	1	2	19
Lecturer	21	22	47			90
Academic Administrator						
Research Assoc./Asst.	3				1	4
TA/IF/GSA						
Librarian						0
Volunteer						
On Leave						
Other						
TOTAL	69	98	380	26	97	670
PART-TIME						
Professor	54	25	44	1	7	131
Associate Professor	124	89	59		8	280
Assistant Professor	123	48	113	15	10	309
Instructor	236	85	72	1	3	397
Lecturer	308	133	39			480
Academic Administrator						
Research Assoc./Asst.						0
TA/IF/GSA	413	70	27			510
Librarian						0
Volunteer	1	31	15		3	50
On Leave						
Other	118	64	71	2	9	264
TOTAL	1,377	545	440	19	40	2,421
GRAND TOTAL	1,446	643	820	45	137	3,091

Report 4B

UNIVERSITY OF PITTSBURGH
Classroom Assigned Credit Hours
Summer Term, 2021

Report 4B
 UNIVERSITY OF PITTSBURGH
 Classroom Assigned Credit Hours
 Summer Term, 2021

004 Business



Faculty Rank	Under Graduate		Graduate			Total
	Lower Division	Upper Division	Master's	First Prof.	Doctoral	
FULL-TIME						
Professor			2			2
Associate Professor	3	9	8			20
Assistant Professor	3	12	11			26
Instructor						0
Lecturer						0
Academic Administrator						
Research Assoc./Asst.						0
TA/IF/GSA						
Librarian						0
Volunteer						
On Leave						
Other						
TOTAL	6	21	21	0	0	48
PART-TIME						
Professor			14			14
Associate Professor			9			9
Assistant Professor	3	6	2			11
Instructor	6					6
Lecturer	3	21	21			45
Academic Administrator						
Research Assoc./Asst.						0
TA/IF/GSA						0
Librarian						0
Volunteer						0
On Leave						
Other		2	9		3	14
TOTAL	12	29	55	0	3	99
GRAND TOTAL	18	50	76	0	3	147

Report 4B

UNIVERSITY OF PITTSBURGH Classroom Assigned Credit Hours Summer Term, 2021

006 Computer and Information Sciences and Support Services

Faculty Rank	Under Graduate		Graduate			Total
	Lower Division	Upper Division	Master's	First Prof.	Doctoral	
FULL-TIME						
Professor						0
Associate Professor						0
Assistant Professor	8	3				11
Instructor						0
Lecturer		6				6
Academic Administrator						
Research Assoc./Asst.						0
TA/IF/GSA						
Librarian						0
Volunteer						
On Leave						
Other						
TOTAL	8	9	0	0	0	17
PART-TIME						
Professor						0
Associate Professor						0
Assistant Professor			3			3
Instructor	14	12	3			29
Lecturer	12	18	3			33
Academic Administrator						
Research Assoc./Asst.						0
TA/IF/GSA	8					8
Librarian						0
Volunteer		3				3
On Leave						
Other	13				1	14
TOTAL	47	33	9	0	1	90
GRAND TOTAL	55	42	9	0	1	107

Report 4B
 UNIVERSITY OF PITTSBURGH
 Classroom Assigned Credit Hours
 Summer Term, 2021

008 Education



Faculty Rank	Under Graduate		Graduate			Total
	Lower Division	Upper Division	Master's	First Prof.	Doctoral	
FULL-TIME						
Professor					1	1
Associate Professor		3	3			6
Assistant Professor		3	12			15
Instructor						0
Lecturer						0
Academic Administrator						
Research Assoc./Asst.					1	1
TA/IF/GSA						
Librarian						0
Volunteer						
On Leave						
Other						
TOTAL	0	6	15	0	2	23
PART-TIME						
Professor					1	1
Associate Professor	4	4	14		3	25
Assistant Professor	8		12		1	21
Instructor	6		17		3	26
Lecturer						0
Academic Administrator						
Research Assoc./Asst.						0
TA/IF/GSA		1	5			6
Librarian						0
Volunteer			11			11
On Leave						
Other	6	2	7			15
TOTAL	24	7	66	0	8	105
GRAND TOTAL	24	13	81	0	10	128

Report 4B
 UNIVERSITY OF PITTSBURGH
 Classroom Assigned Credit Hours
 Summer Term, 2021

009 Engineering



Faculty Rank	Under Graduate		Graduate			Total
	Lower Division	Upper Division	Master's	First Prof.	Doctoral	
FULL-TIME						
Professor						0
Associate Professor						0
Assistant Professor						0
Instructor						0
Lecturer						0
Academic Administrator						
Research Assoc./Asst.						0
TA/IF/GSA						
Librarian						0
Volunteer						
On Leave						
Other						
TOTAL	0	0	0	0	0	0
PART-TIME						
Professor	14	9	8		2	33
Associate Professor	16	26	2			44
Assistant Professor	26	25	13			64
Instructor	4					4
Lecturer		10	6			16
Academic Administrator						
Research Assoc./Asst.						0
TA/IF/GSA						0
Librarian						0
Volunteer			2			2
On Leave						
Other	3	9				12
TOTAL	63	79	31	0	2	175
GRAND TOTAL	63	79	31	0	2	175

Report 4B

UNIVERSITY OF PITTSBURGH

Classroom Assigned Credit Hours UNIVERSITY OF PITTSBURGH

Report 4B
 UNIVERSITY OF PITTSBURGH
 Classroom Assigned Credit Hours
 Summer Term, 2021

011 Health Professions and Related Clinical Sciences

Faculty Rank	Under Graduate		Graduate			Total
	Lower Division	Upper Division	Master's	First Prof.	Doctoral	
FULL-TIME						
Professor		2	39	3	22	66
Associate Professor	2	6	66	10	26	110
Assistant Professor	12	32	149	12	42	247
Instructor		3	4	1	2	10
Lecturer						0
Academic Administrator						
Research Assoc./Asst.						0
TA/IF/GSA						
Librarian						0
Volunteer						
On Leave						
Other						
TOTAL	14	43	258	26	92	433
PART-TIME						
Professor			7	1		8
Associate Professor			14		4	18
Assistant Professor			9	15	6	30
Instructor	3	13	14	1		31
Lecturer			5			5
Academic Administrator						
Research Assoc./Asst.						0
TA/IF/GSA		2	2			4
Librarian						0
Volunteer		12	1		3	16
On Leave						
Other		2	19	2	5	28
TOTAL	3	29	71	19	18	140
GRAND TOTAL	17	72	329	45	110	573

Report 4B

UNIVERSITY OF PITTSBURGH
Classroom Assigned Credit Hours
Summer Term, 2021

014 Legal Professions and Studies

Faculty Rank

Under Graduate

Graduate

Report 4B

UNIVERSITY OF PITTSBURGH
Classroom Assigned Credit Hours
Summer Term, 2021

017 Library Science

Under Graduate

Report 4B

UNIVERSITY OF PITTSBURGH
Classroom Assigned Credit Hours
Summer Term, 2021

018 Biological and Biomedical Sciences

Report 4B

UNIVERSITY OF PITTSBURGH
Classroom Assigned Credit Hours
Summer Term, 2021

019 Mathematics and Statistics

Report 4B

UNIVERSITY OF PITTSBURGH Room Assigned Credit Hours Summer Term, 2021

		Graduate	Upper Division	Master's	Graduate First Prof.	Doctoral	Total
Professor							0
Associate Professor							
Assistant Professor	1						
Lecturer							
Academic Administrator							
Research Assoc./Asst.							
TA/IF/GSA							
Librarian							
Volunteer							
On Leave							
Other							

Report 4B

UNIVERSITY OF PITTSBURGH
Classroom Assigned Credit Hours
Summer Term, 2021

Report 4B
 UNIVERSITY OF PITTSBURGH
 Classroom Assigned Credit Hours
 Summer Term, 2021

025 Physical Sciences

Faculty Rank	Under Graduate			Graduate		Total
	Lower Division	Upper Division	Master's	First Prof.	Doctoral	
FULL-TIME						
Professor						0
Associate Professor						0
Assistant Professor						0
Instructor						0
Lecturer	12	9				21
Academic Administrator						
Research Assoc./Asst.	3					3
TA/IF/GSA						
Librarian						0
Volunteer						
On Leave						
Other						
TOTAL	15	9	0	0	0	24
PART-TIME						
Professor		3	5		2	10
Associate Professor	33	2				35
Assistant Professor	19	5				24
Instructor	30	3				33
Lecturer	40	4	2			46
Academic Administrator						
Research Assoc./Asst.						

Report 4B

UNIVERSITY OF PITTSBURGH

Report 4B

UNIVERSITY OF PITTSBURGH

Report 4B

UNIVERSITY OF PITTSBURGH
Classroom Assigned Credit Hours
Summer Term, 2021

028 Social Sciences and History

Faculty Rank

Under Graduate

Graduate

Lower Division


OH

Report 4B
 UNIVERSITY OF PITTSBURGH
 Classroom Assigned Credit Hours
 Summer Term, 2021

030 Visual and Performing Arts

Faculty Rank	Under Graduate			Graduate		Total
	Lower Division	Upper Division	Master's	First Prof.	Doctoral	
FULL-TIME						
Professor						0
Associate Professor						0
Assistant Professor						0
Instructor						0
Lecturer						0
Academic Administrator						
Research Assoc./Asst.						0
TA/IF/GSA						
Librarian						0
Volunteer						
On Leave						
Other						
TOTAL	0	0	0	0	0	0
PART-TIME						
Professor	9					9
Associate Professor						0
Assistant Professor	6					6
Instructor	24					24
Lecturer	15	6				21
Academic Administrator						
Research Assoc./Asst.						0
TA/IF/GSA	15					15
Librarian						0
Volunteer						0
On Leave						
Other	3					3
TOTAL	72					

UNIVERSITY OF PITTSBURGH



Report 4B

Classroom Assigned Credit Hours

Academic Year, 2021-2022

Report 4B
 UNIVERSITY OF PITTSBURGH
 Classroom Assigned Credit Hours
 Academic Year, 2021-2022

*** UNIVERSITY TOTALS ***

Faculty Rank	Under Graduate		Graduate			Total
	Lower Division	Upper Division	Master's	First Prof.	Doctoral	
FULL-TIME						
Professor	655	993	1,024	93	307	3,072
Associate Professor	1,839	2,005	1,299	92	237	5,472
Assistant Professor	1,286	1,935	1,498	98	270	5,087
Instructor	973	378	106	3	4	1,464
Lecturer	1,747	982	255		3	2,987
Academic Administrator						
Research Assoc./Asst.	14	9	10			33
TA/IF/GSA						
Librarian	3	3	3	2	2	13
Volunteer						
On Leave						
Other						
TOTAL	6,517	6,305	4,195	288	823	18,128
PART-TIME						
Professor	9	33	80	66	3	191
Associate Professor	28	67	64	4	11	174
Assistant Professor	358	334	292	39	33	1,056
Instructor	1,951	1,102	414	20	9	3,496
Lecturer	1,939	861	214	1	3	3,018
Academic Administrator						
Research Assoc./Asst.						0
TA/IF/GSA	843	279	76		2	1,200
Librarian	1			1		2
Volunteer	8	53	15	4	5	85
On Leave						
Other	2,058	493	587	445	73	3,656
TOTAL	7,195	3,222	1,742	580	139	12,878
GRAND TOTAL	13,712	9,527	5,937	868	962	31,006

Report 4B

UNIVERSITY OF PITTSBURGH Classroom Assigned Credit Hours Academic Year, 2021-2022

003 Area, Ethnic, Cultural and Gender Studies

Faculty Rank	Under Graduate			Graduate			Total
	Lower Division	Upper Division	Master's	First Prof.	Doctoral		
FULL-TIME							
Professor	5	6	3				14
Associate Professor	9	18					27
Assistant Professor	8	9					17
Instructor							

Report 4B

UNIVERSITY OF PITTSBURGH
Classroom Assigned Credit Hours
Academic Year, 2021-2022

Report 4B

UNIVERSITY OF PITTSBURGH
Classroom Assigned Credit Hours
Academic Year, 2021-2022

006 Computer and Information Sciences and Support Services

Faculty Rank	Under Graduate		Graduate			Total
	Lower Division	Upper Division	Master's	First Prof.	Doctoral	
FULL-TIME						
Professor	9	24	64		6	103
Associate Professor	48	32	33		3	116
Assistant Professor	53	114	78		3	248
Instructor						0
Lecturer	60	78				138
Academic Administrator						
Research Assoc./Asst.						0
TA/IF/GSA						
Librarian						0
Volunteer						
On Leave						
Other						
TOTAL	170	248	175	0	12	605
PART-TIME						
Professor						0
Associate Professor						0
Assistant Professor		9	9			18
Instructor	86	60	6			152
Lecturer	3	12	6			21
Academic Administrator						
Research Assoc./Asst.						0
TA/IF/GSA	8	3				11
Librarian						0
Volunteer						0
On Leave						
Other	121	31	8		4	164
TOTAL	218	115	29	0	4	366
GRAND TOTAL	388	363	204	0	16	971

Report 4B

UNIVERSITY OF PITTSBURGH Classroom Assigned Credit Hours Academic Year, 2021-2022

008 Education

Faculty Rank	Under Graduate		Graduate			Total
	Lower Division	Upper Division	Master's	First Prof.	Doctoral	
FULL-TIME						
Professor		4	33		37	74
Associate Professor	21	290	91		50	452
Assistant Professor						

Report 4B

UNIVERSITY OF PITTSBURGH
Classroom Assigned Credit Hours
Academic Year, 2021-2022

009 Engineering

Faculty Rank	Under Graduate		Graduate			Total
	Lower Division	Upper Division	Master's	First Prof.	Doctoral	
FULL-TIME Professor						

Report 4B

Report 4B

UNIVERSITY OF PITTSBURGH
Classroom Assigned Credit Hours
Academic Year, 2021-2022

011 Health Professions and Related Clinical Sciences

Faculty Rank	Under Graduate		Master's	Graduate	Doctoral	Total
	Lower Division	Upper Division		First Prof.		
FULL-TIME Professor	6	53	193	36		

Report 4B

UNIVERSITY OF PITTSBURGH Classroom Assigned Credit Hours Academic Year, 2021-2022

014 Legal Professions and Studies

Faculty Rank	Under Graduate		Graduate			Total
	Lower Division	Upper Division	Master's	First Prof.	Doctoral	
FULL-TIME						
Professor			14	57		71
Associate Professor			1	9		10
Assistant Professor			5	12		17
Instructor						0
Lecturer						0
Academic Administrator						
Research Assoc./Asst.						0
TA/IF/GSA						
Librarian				2		2
Volunteer						
On Leave						
Other						
TOTAL	0	0	20	80	0	100
PART-TIME						
Professor		3	21	62		86
Associate Professor						0

Report 4B

UNIVERSITY OF PITTSBURGH Classroom Assigned Credit Hours Academic Year, 2021-2022

015 English Language and Literature/Letters

Faculty Rank	Under Graduate		Graduate			Total
	Lower Division	Upper Division	Master's	First Prof.	Doctoral	
FULL-TIME						
Professor	85	97	6		3	191
Associate Professor	257	115	28			400
Assistant Professor	165	45	9		3	222
Instructor	16	6				22
Lecturer	439	185	6			630
Academic Administrator						
Research Assoc./Asst.						0
TA/IF/GSA						
Librarian						0
Volunteer						
On Leave						
Other						
TOTAL	962	448	49	0	6	1,465
PART-TIME						
Professor						0
Associate Professor	6	12				18
Assistant Professor	36	15	3			54
Instructor	442	128	3			573
Lecturer	1,036	102				1,138
Academic Administrator						
Research Assoc./Asst.						0
TA/IF/GSA	178					178
Librarian						0
Volunteer	3					3
On Leave						
Other	23	24				47
TOTAL	1,724	281	6	0	0	2,011
GRAND TOTAL	2,686	729	55	0	6	3,476

Report 4B
 UNIVERSITY OF PITTSBURGH
 Classroom Assigned Credit Hours
 Academic Year, 2021-2022

017 Library Science

Faculty Rank	Under Graduate		Graduate			Total
	Lower Division	Upper Division	Master's	First Prof.	Doctoral	
FULL-TIME						
Professor			41			41
Associate Professor						

Report 4B

UNIVERSITY OF PITTSBURGH
Classroom Assigned Credit Hours
Academic Year, 2021-2022

018 Biological and Biomedical Sciences

Faculty Rank	Under Graduate		Graduate			Total
	Lower Division	Upper Division	Master's	First Prof.	Doctoral	
FULL-TIME						
Professor		30	13		1	44
Associate Professor	167	124	13			304
Assistant Professor	77	88	1		1	167
Instructor	110	34				144
Lecturer	143	146	6			295
Academic Administrator						
Research Assoc./Asst.						0
TA/IF/GSA						
Librarian						0
Volunteer						
On Leave						
Other						
TOTAL	497	422	33	0	2	954
PART-TIME						
Professor		3				3
Associate Professor			1			1
Assistant Professor	8					8
Instructor	37	10				47
Lecturer	25	6	2			33
Academic Administrator						
Research Assoc./Asst.						0
TA/IF/GSA	19	9				28
Librarian						0
Volunteer			1			1
On Leave						
Other	17	58	64		1	140
TOTAL	106	86	68	0	1	261
GRAND TOTAL	603	508	101	0	3	1,215

Report 4B

UNIVERSITY OF PITTSBURGH
Classroom Assigned Credit Hours
Academic Year, 2021-2022

019 Mathematics and Statistics

Faculty Rank

Under Graduate

Lower Division

Upper Division

Graduate

Report 4B

UNIVERSITY OF PITTSBURGH Classroom Assigned Credit Hours Academic Year, 2021-2022

020 Military Technologies

Faculty Rank	Under Graduate			Graduate		Total
	Lower Division	Upper Division	Master's	First Prof.	Doctoral	
FULL-TIME						
Professor						0
Associate Professor						0
Assistant Professor						0
Instructor						0
Lecturer						0
Academic Administrator						
Research Assoc./Asst.						0
TA/IF/GSA						
Librarian						0
Volunteer						
On Leave						
Other						
TOTAL	0	0	0	0	0	0
PART-TIME						
Professor						0
Associate Professor						0
Assistant Professor						0
Instructor						0
Lecturer						0
Academic Administrator						
Research Assoc./Asst.						0
TA/IF/GSA						0
Librarian						0
Volunteer						0
On Leave						
Other	12	19				31
TOTAL	12	19				

Report 4B

UNIVERSITY OF PITTSBURGH
Classroom Assigned Credit Hours
Academic Year, 2021-2022

021 Multi/Interdisciplinary Studies

Faculty Rank	Under Graduate		Graduate		Doctoral	Total
	Lower Division	Upper Division	Master's	First Prof.		
FULL-TIME						
Professor	5	27	17		2	51
Associate Professor	90	24				114
Assistant Professor	52	138				190
Instructor	11	16				27
Lecturer		6				6
Academic Administrator						
Research Assoc./Asst.	4	3				7
TA/IF/GSA						
Librarian						0
Volunteer						
On Leave						
Other						
TOTAL	162	214	17	0	2	395
PART-TIME						
Professor		5				5
Associate Professor						0
Assistant Professor	45	12				57
Instructor	75	99	1			175
Lecturer	8	115				123
Academic Administrator						
Research Assoc./Asst.						0
TA/IF/GSA		1				1
Librarian						0
Volunteer	4	1				5
On Leave						
Other	1,585	61	8			1,654
TOTAL	1,717	294	9	0	0	2,020
GRAND TOTAL	1,879	508	26	0	2	2,415

Report 4B

UNIVERSITY OF PITTSBURGH Classroom Assigned Credit Hours Academic Year, 2021-2022

024 Philosophy and Religion/Theology

Faculty Rank	Under Graduate		Graduate			Total
	Lower Division	Upper Division	Master's	First Prof.	Doctoral	
FULL-TIME						
Professor	34	18	19			71
Associate Professor	55	27	20			102
Assistant Professor	19	36	17			72
Instructor						0
Lecturer	44	27				71
Academic Administrator						
Research Assoc./Asst.						0
TA/IF/GSA						
Librarian						0
Volunteer						
On Leave						
Other						
TOTAL	152	108	56	0	0	316
PART-TIME						
Professor			3			3
Associate Professor	7		3			10
Assistant Professor	18	6				24
Instructor	12	18				30
Lecturer	57	24				81
Academic Administrator						
Research Assoc./Asst.						0
TA/IF/GSA	28	12				40
Librarian						0
Volunteer						0
On Leave						
Other	3	3	3			9
TOTAL	125	63	9	0	0	197
GRAND TOTAL	277	171	65	0	0	513

Report 4B

UNIVERSITY OF PITTSBURGH
Classroom Assigned Credit Hours
Academic Year, 2021-2022

025 Physical Sciences

Faculty Rank	Under Graduate		Graduate			Total
	Lower Division	Upper Division	Master's	First Prof.	Doctoral	
FULL-TIME						
Professor	106	56	51		35	248
Associate Professor	255	119	27		7	408
Assistant Professor	191	83	21		6	301
Instructor	131					131
Lecturer	219	48	8			275
Academic Administrator						
Research Assoc./Asst.						0
TA/IF/GSA						
Librarian						0
Volunteer						
On Leave						
Other						
TOTAL	902	306	107	0	48	1,363
PART-TIME						
Professor						0
Associate Professor	7	1				8
Assistant Professor	25	13	3			41
Instructor	30	29				59
Lecturer	19	17				36
Academic Administrator						
Research Assoc./Asst.						0
TA/IF/GSA	33	5	10			48
Librarian						0
Volunteer		1				1
On Leave						
Other	13	2	6			21
TOTAL	127	68	19	0	0	214
GRAND TOTAL	1,029	374	126	0	48	1,577

Report 4B

UNIVERSITY OF PITTSBURGH Classroom Assigned Credit Hours Academic Year, 2021-2022

Associate Professor

026 Psychology

Faculty Rank	Under Graduate			Graduate		Total
	Lower Division	Upper Division	Master's	First Prof.	Doctoral	
FULL-TIME						
Professor	25	44	45		12	126
Associate Professor	117	176	63	1	12	369
Assistant Professor	38	58	30		9	135
Instructor	98	12	6			116
Lecturer	40	38	4			82
Academic Administrator						
Research Assoc./Asst.			2			2
TA/IF/GSA						
Librarian						0
Volunteer						
On Leave						
Other						
TOTAL	318	328	150	1	33	830
PART-TIME						

Report 4B

UNIVERSITY OF PITTSBURGH
Classroom Assigned Credit Hours
Academic Year, 2021-2022

Report 4B

UNIVERSITY OF PITTSBURGH
Classroom Assigned Credit Hours
Academic Year, 2021-2022

028 Social Sciences and History


Faculty Rank	Under Graduate		Graduate			Total
	Lower Division	Upper Division	Master's	First Prof.	Doctoral	
FULL-TIME						
Professor	136	180	62		13	391
Associate Professor	215	220	49		21	505
Assistant Professor	120	150	42		38	350
Instructor						0
Lecturer	175	150	14			339
Academic Administrator						
Research Assoc./Asst.	4	6	6			16
TA/IF/GSA						
Librarian						0
Volunteer						
On Leave						
Other						
TOTAL	650	706	173	0	72	1,601
PART-TIME						
Professor	3		3			6
Associate Professor		21				21
Assistant Professor	72	60	13		5	150
Instructor	107	63	3			173
Lecturer	193	162				355
Academic Administrator						
Research Assoc./Asst.						0
TA/IF/GSA	82	22				104
Librarian						0
Volunteer						0
On Leave						
Other	59	42				101
TOTAL	516	370	19	0	5	910
GRAND TOTAL	1,166	1,076	192	0	77	2,511

Report 4B

UNIVERSITY OF PITTSBURGH

This page intentionally left blank

UNIVERSITY OF PITTSBURGH



Report 4C

Individual Instruction Assigned Credit Hours

Summer Term, 2021

Report 4C
University of Pittsburgh
Individual Instruction Assigned Credit Hours
Summer Term, 2021

*** UNIVERSITY TOTALS ***

Faculty Rank	Under Graduate Lower Division	Graduate
	U3 10 Tf	[(Graduate)]TJ. 0 0 rg397.45 -171.902734 T3 10 Tf0*

Report 4C

UNIVERSITY OF PITTSBURGH
 Individual Instruction Assigned Credit Hours
 Summer Term, 2021



	Undergraduate		Graduate			Total
	Upper Division	Lower Division	Master's	First Prof.	Doctoral	
FULL-TIME						
Professor	1				2	3
Associate Professor	4					4
Assistant Professor	1					1
Instructor						0
Lecturer						0
Academic Administrator						
Research Assoc./Asst.						0
TA/IF/GSA						
Librarian						0
Volunteer						
On Leave						
Other						
TOTAL				0	2	8
PART-TIME						
Professor						0
Associate Professor						0
Assistant Professor						0
Instructor						0
Lecturer						0
Academic Administrator						
Research Assoc./Asst.						0
TA/IF/GSA						0
Librarian						0
Volunteer						10
On Leave						
Other			7		11	23
TOTAL	0		17	0	11	33
GRAND TOTAL	0		23	0	13	41

Report 4C

UNIVERSITY OF PITTSBURGH
Individual Instruction Assigned Credit Hours
Summer Term, 2021

			9
			26
			85
			67
			5
			0
			0
			0
			0
			0
		31	49
		9	11
	0	210	243
GRAND TOTAL	0	232	272

Report 4C
 UNIVERSITY OF PITTSBURGH
 Individual Instruction Assigned Credit Hours
 Summer Term, 2021

009 Engineering



Faculty Rank	Under Graduate		Graduate			Total
	Lower Division	Upper Division	Master's	First Prof.	Doctoral	
FULL-TIME						
Professor						0
Associate Professor						0
Assistant Professor			2			2
Instructor						0
Lecturer						0
Academic Administrator						
Research Assoc./Asst.						0
TA/IF/GSA						
Librarian						0
Volunteer						
On Leave						
Other						
TOTAL	0	0	2	0	0	2
PART-TIME						
Professor		6	22		76	104
Associate Professor		17	19		34	70
Assistant Professor		20	7		12	39
Instructor						0
Lecturer						0
Academic Administrator						
Research Assoc./Asst.						0
TA/IF/GSA						0
Librarian						0
Volunteer		3	11		3	17
On Leave						
Other		1	3		1	5
TOTAL	0	47	62	0	126	235
GRAND TOTAL	0	47	64	0	126	237

Report 4C
UNIVERSITY OF PITTSBURGH
Individual Instruction Assigned Credit Hours
Summer Term, 2021

014 Legal Professions and Studies

Faculty Rank	Under Graduate		Graduate
	Lower Division	Ue64p Division	

Report 4C

UNIVERSITY OF PITTSBURGH
Individual Instruction Assigned Credit Hours

Report 4C
UNIVERSITY OF PITTSBURGH
Individual Instruction Assigned Credit Hours
Summer Term, 2021

017 Library Science

Faculty Rank	Under Graduate		Master's	Graduate	
	Lower Division	Upper Division		First Prof.	Doctoral

Report 4C
 UNIVERSITY OF PITTSBURGH
 Individual Instruction Assigned Credit Hours
 Summer Term, 2021

018 Biological and Biomedical Sciences

Faculty Rank	Under Graduate			Graduate		Total
	Lower Division	Upper Division	Master's	First Prof.	Doctoral	
FULL-TIME						
Professor						0
Associate Professor						0
Assistant Professor						0
Instructor						0
Lecturer		2			1	3
Academic Administrator						0
Research Assoc./Asst.						0
TA/IF/GSA						0
Librarian						0
Volunteer						0
On Leave						0
Other						0
TOTAL	0	2	0	0	1	3

H m-345.55 72.75 -13.75 refBT0 0 0 rg522.1 -Tf(0)TJET0.867 0.867 0. rg215.0.867 0.867 0.867 rg532.4 -269.45f0.867 ..i.1.9295.15 82.9 -12.6 ref0.867 0.867 0.867 rg6

Report 4C

UNIVERSITY OF PITTSBURGH

Report 4C
 UNIVERSITY OF PITTSBURGH
 Individual Instruction Assigned Credit Hours
 Summer Term, 2021

021 Multi/Interdisciplinary Studies

Faculty Rank	Under Graduate		Graduate			Total
	Lower Division	Upper Division	Master's	First Prof.	Doctoral	
FULL-TIME						
Professor						0
Associate Professor						0
Assistant Professor						0
Instructor						0
Lecturer						0
Academic Administrator						
Research Assoc./Asst.						0
TA/IF/GSA						
Librarian						0
Volunteer						
On Leave						
Other						
TOTAL	0	0	0	0	0	0
PART-TIME						
Professor			2		1	3
Associate Professor		3				3
Assistant Professor		6				6
Instructor						0
Lecturer						0
Academic Administrator						
Research Assoc./Asst.						0
TA/IF/GSA						0
Librarian						0
Volunteer		1			3	4
On Leave						
Other		35	3			38
TOTAL	0	45	5	0	4	54
GRAND TOTAL	0	45	5	0	4	54

Report 4C
UNIVERSITY OF PITTSBURGH
Individual Instruction Assigned Credit Hours
Summer Term, 2021

024 Philosophy and Religion/Theology

Faculty Rank	Under Graduate	Graduate
--------------	----------------	----------

Report 4C
 UNIVERSITY OF PITTSBURGH
 Individual Instruction Assigned Credit Hours
 Summer Term, 2021

026 Psychology



Faculty Rank	Under Graduate		Master's	Graduate First Prof.	Doctoral	Total
	Lower Division	Upper Division				
FULL-TIME						
Professor						0
Associate Professor						0
Assistant Professor						0
Instructor						0
Lecturer		5				5
Academic Administrator						
Research Assoc./Asst.						0
TA/IF/GSA						
Librarian						0
Volunteer						
On Leave						
Other						
TOTAL	0	5	0	0	0	5
PART-TIME						
Professor		11	8		18	37
Associate Professor		3	2		18	23
Assistant Professor		12			9	21
Instructor						0
Lecturer						0
Academic Administrator						
Research Assoc./Asst.						0
TA/IF/GSA						0
Librarian						0
Volunteer			3		6	9
On Leave						
Other						0
TOTAL	0	26	13	0	51	90
GRAND TOTAL	0	31	13	0	51	95

Report 4C


Report 4C

Report 4C
UNIVERSITY OF PITTSBURGH
Individual Instruction Assigned Credit Hours
Summer Term, 2021

030 Visual and Performing Arts

Under Graduate

UNIVERSITY OF PITTSBURGH



Report 4C

Individual Instruction Assigned Credit Hours

Academic Year, 2021-2022

Report 4C

UNIVERSITY OF PITTSBURGH Individual Instruction Assigned Credit Hours Academic Year, 2021-2022

*** UNIVERSITY TOTALS ***

Faculty Rank	Under Graduate		Master's	Graduate		Total
	Lower Division	Upper Division		First Prof.	Doctoral	
FULL-TIME						
Professor	2	262	693	117	1,991	3,065
Associate Professor	7	557	831	84	1,654	3,133
Assistant Professor	46	718	659	117	1,185	2,725
Instructor	4	148	25	1		178
Lecturer	27	697	24		4	752
Academic Administrator						
Research Assoc./Asst.		3				3
TA/IF/GSA						
Librarian						0
Volunteer						

Report 4C

UNIVERSITY OF PITTSBURGH
 Individual Instruction Assigned Credit Hours
 Academic Year, 2021-2022

003 Area, Ethnic, Cultural and Gender Studies

Faculty Rank	Under Graduate		Graduate			Total
	Lower Division	Upper Division	Master's	First Prof.	Doctoral	
FULL-TIME						
Professor					6	6
Associate Professor		8				8
Assistant Professor						0
Instructor						0
Lecturer		23				23
Academic Administrator						
Research Assoc./Asst.						0
TA/IF/GSA						
Librarian						0
Volunteer						
On Leave						
Other						
TOTAL	0	31	0	0	6	37
PART-TIME						
Professor						0
Associate Professor						0
Assistant Professor						0
Instructor						0
Lecturer						0
Academic Administrator						
Research Assoc./Asst.						0
TA/IF/GSA						0
Librarian						0
Volunteer						0
On Leave						
Other		172				172
TOTAL	0	172	0	0	0	172
GRAND TOTAL	0	203	0	0	6	209

Report 4C

UNIVERSITY OF PITTSBURGH
Individual Instruction Assigned Credit Hours
Academic Year, 2021-2022



004 Business

Faculty Rank	Under Graduate		Master's	Graduate		Total
	Lower Division	Upper Division		First Prof.	Doctoral	
FULL-TIME		FULL-TIME				
Total						

Total

Professor

Report 4C
UNIVERSITY OF PITTSBURGH
Individual Instruction Assigned Credit Hours
Academic Year, 2021-2022

006 Computer and Information Sciences and Support Services

Faculty Rank	Under Graduate		Master's	Graduate		Total
	Lower Division	Upper Division		First Prof.	Doctoral	
FULL-TIME Professor						

Report 4C

UNIVERSITY OF PITTSBURGH
Individual Instruction Assigned Credit Hours
Academic Year, 2021-2022

008 Education

Report 4C

UNIVERSITY OF PITTSBURGH Individual Instruction Assigned Credit Hours Academic Year, 2021-2022

009 Engineering



Faculty Rank	Under Graduate		Graduate			Total
	Lower Division	Upper Division	Master's	First Prof.	Doctoral	
FULL-TIME						
Professor		31	133		1,125	1,289
Associate Professor		84	113		796	993
Assistant Professor		62	87		739	888
Instructor		4				4
Lecturer						0
Academic Administrator						0
Research Assoc./Asst.						0
TA/IF/GSA						0
Librarian						0
Volunteer						0
On Leave						0
Other						0
TOTAL	0	181	333	0	2,660	3,174
PART-TIME						
Professor			6			6
Associate Professor		3			11	14
Assistant Professor			16		10	26
Instructor		6				6
Lecturer		2				2
Academic Administrator						0
Research Assoc./Asst.						0
TA/IF/GSA						0
Librarian						0
Volunteer					33	33
On Leave						0
Other		130	16		679	825
TOTAL	0	141	38	0	733	912
GRAND TOTAL	0	322	371	0	3,393	4,086

Report 4C

UNIVERSITY OF PITTSBURGH Individual Instruction Assigned Credit Hours Academic Year, 2021-2022

010 Foreign Languages, Literatures, and Linguistics

Faculty Rank	Under Graduate			Graduate		Total
	Lower Division	Upper Division	Master's	First Prof.	Doctoral	
FULL-TIME						
Professor		24	26		130	180
Associate Professor		20	46		69	135
Assistant Professor		18	1		38	57
Instructor		28				28
Lecturer		55				55
Academic Administrator						
Research Assoc./Asst.						0
TA/IF/GSA						
Librarian						0
Volunteer						

Report 4C

UNIVERSITY OF PITTSBURGH
Individual Instruction Assigned Credit Hours
Academic Year, 2021-2022

Report 4C
 UNIVERSITY OF PITTSBURGH
 Individual Instruction Assigned Credit Hours
 Academic Year, 2021-2022

014 Legal Professions and Studies



Faculty Rank	Under Graduate		Graduate			Total
	Lower Division	Upper Division	Master's	First Prof.	Doctoral	
FULL-TIME						
Professor			24	9		33
Associate Professor				12		12
Assistant Professor				7		7
Instructor						0
Lecturer						0
Academic Administrator						
Research Assoc./Asst.						0
TA/IF/GSA						
Librarian						0
Volunteer						
On Leave						
Other						
TOTAL	0	0	24	28	0	52
PART-TIME						
Professor				7		7
Associate Professor						0
Assistant Professor						0
Instructor				1		1
Lecturer						0
Academic Administrator						
Research Assoc./Asst.						0
TA/IF/GSA						0
Librarian						0
Volunteer				3		3
On Leave						
Other			18	82		100
TOTAL	0	0	18	93	0	111
GRAND TOTAL	0	0	42	121	0	163

Report 4C

UNIVERSITY OF PITTSBURGH
Individual Instruction Assigned Credit Hours
Academic Year, 2021-2022

017 Library Science

Faculty Rank	Under Graduate		Master's	Graduate		Total
	Lower Division	Upper Division		First Prof.	Doctoral	

Report 4C

UNIVERSITY OF PITTSBURGH

Report 4C
UNIVERSITY OF PITTSBURGH
Individual Instruction Assigned Credit Hours
Academic Year, 2021-2022

019 Mathematics and Statistics

Faculty Rank	Under Graduate	Graduate
--------------	----------------	----------

Report 4C
 UNIVERSITY OF PITTSBURGH
 Individual Instruction Assigned Credit Hours
 Academic Year, 2021-2022

020 Military Technologies

Faculty Rank	Under Graduate		Graduate			Total
	Lower Division	Upper Division	Master's	First Prof.	Doctoral	
FULL-TIME						
Professor						0
Associate Professor						0
Assistant Professor						0
Instructor						0
Lecturer						0
Academic Administrator						
Research Assoc./Asst.						0
TA/IF/GSA						
Librarian						0
Volunteer						
On Leave						
Other						
TOTAL	0	0	0	0	0	0
PART-TIME						
Professor						0
Associate Professor						0
Assistant Professor						0
Instructor						0
Lecturer						0
Academic Administrator						
Research Assoc./Asst.						0
TA/IF/GSA						0
Librarian						0
Volunteer						0
On Leave						
Other						0
TOTAL	0	0	0	0	0	0
GRAND TOTAL	0	0	0	0	0	0

Report 4C
 UNIVERSITY OF PITTSBURGH
 Individual Instruction Assigned Credit Hours
 Academic Year, 2021-2022

021 Multi/Interdisciplinary Studies

Faculty Rank	Under Graduate		Graduate			Total
	Lower Division	Upper Division	Master's	First Prof.	Doctoral	
FULL-TIME						
Professor		6	15		39	60
Associate Professor	1	17				18
Assistant Professor		39				39
Instructor	4	17				21
Lecturer						0
Academic Administrator						
Research Assoc./Asst.		3				3
TA/IF/GSA						
Librarian						0
Volunteer						
On Leave						
Other						
TOTAL	5	82	15	0	39	141
PART-TIME						
Professor						0
Associate Professor						0
Assistant Professor		3				3
Instructor	14	34				48
Lecturer						0
Academic Administrator						
Research Assoc./Asst.						0
TA/IF/GSA						0
Librarian						0
Volunteer						0
On Leave						
Other	3	408	3			414
TOTAL	17	445	3	0	0	465
GRAND TOTAL	22	527	18	0	39	606

Report 4C
 UNIVERSITY OF PITTSBURGH
 Individual Instruction Assigned Credit Hours
 Academic Year, 2021-2022

024 Philosophy and Religion/Theology

Faculty Rank	Under Graduate		Graduate			Total
	Lower Division	Upper Division	Master's	First Prof.	Doctoral	
FULL-TIME						
Professor		2				2
Associate Professor		15	28		3	46
Assistant Professor						0
Instructor						0
Lecturer		13	2			15
Academic Administrator						
Research Assoc./Asst.						0
TA/IF/GSA						
Librarian						0
Volunteer						
On Leave						
Other						
TOTAL	0	30	30	0	3	63
PART-TIME						
Professor			3			3
Associate Professor						0
Assistant Professor						0
Instructor						0
Lecturer		3				3
Academic Administrator						
Research Assoc./Asst.						0
TA/IF/GSA						0
Librarian						0
Volunteer						0
On Leave						
Other						0
TOTAL	0	3	3	0	0	6
GRAND TOTAL	0	33	33	0	3	69

Report 4C
 UNIVERSITY OF PITTSBURGH
 Individual Instruction Assigned Credit Hours
 Academic Year, 2021-2022

025 Physical Sciences

Faculty Rank	Under Graduate			Graduate		Total
	Lower Division	Upper Division	Master's	First Prof.	Doctoral	
FULL-TIME						
Professor		8	31		110	149
Associate Professor		12	1		34	47
Assistant Professor		13	1		13	27
Instructor						0
Lecturer		15	2			17
Academic Administrator						
Research Assoc./Asst.						0
TA/IF/GSA						
Librarian						0
Volunteer						
On Leave						
Other						
TOTAL	0	48	35	0	157	240
PART-TIME						
Professor						0
Associate Professor						0
Assistant Professor		7				7
Instructor		1				1
Lecturer						0
Academic Administrator						
Research Assoc./Asst.						0
TA/IF/GSA						0
Librarian						0
Volunteer					1	1
On Leave						
Other		12	2		31	45
TOTAL	0	20	2	0		

Report 4C

UNIVERSITY OF PITTSBURGH
Individual Instruction Assigned Credit Hours
Academic Year, 2021-2022

027 Security & Protective Svcs/Public Administration & Svcs

Faculty Rank	Under Graduate		Graduate			Total
	Lower Division	Upper Division	Master's	First Prof.	Doctoral	
FULL-TIME Professor		7	6			13


Report 4C

UNIVERSITY OF PITTSBURGH
Individual Instruction Assigned Credit Hours
Academic Year, 2021-2022

	Under Graduate			Graduate		
	Lower Division	Upper Division	Master's	First Prof.	Doctoral	Total
Professor		28	135		36	199
Associate Professor						

This page intentionally left blank

UNIVERSITY OF PITTSBURGH



Report 4D

Classroom Student Credit Hours

Summer Term, 2021

Report 4D
 UNIVERSITY OF PITTSBURGH
 Classroom Student Credit Hours
 Summer Term, 2021

*** UNIVERSITY TOTALS ***

Faculty Rank	Under Graduate		Master's	Graduate		Total
	Lower Division	Upper Division		First Prof.	Doctoral	
FULL-TIME						
Professor		61	593	15	183	852
Associate Professor	146	274	1,137	734	274	2,565
Assistant Professor	637	1,116	3,638	834	509	6,734
Instructor	32	57	81	80	14	264
Lecturer	804	373				

Report 4D
 UNIVERSITY OF PITTSBURGH
 Classroom Student Credit Hours
 Summer Term, 2021

003 Area, Ethnic, Cultural and Gender Studies

Faculty Rank	Under Graduate		Graduate			Total
	Lower Division	Upper Division	Master's	First Prof.	Doctoral	
FULL-TIME						
Professor						0
Associate Professor						0
Assistant Professor						0
Instructor						0
Lecturer						0
Academic Administrator						
Research Assoc./Asst.						0
TA/IF/GSA						
Librarian						0
Volunteer						
On Leave						
Other						
TOTAL	0	0	0	0	0	0
PART-TIME						
Professor						0
Associate Professor	90	30				120
Assistant Professor						0
Instructor	39					39
Lecturer	264					264
Academic Administrator						
Research Assoc./Asst.						0
TA/IF/GSA						0
Librarian						0
Volunteer		18				18
On Leave						
Other						0
TOTAL	393	48	0	0	0	441
GRAND TOTAL	393	48	0	0	0	441

Report 4D
 UNIVERSITY OF PITTSBURGH
 Classroom Student Credit Hours
 Summer Term, 2021

004 Business

Faculty Rank	Under Graduate		Graduate			Total
	Lower Division	Upper Division	Master's	First Prof.	Doctoral	
FULL-TIME						
Professor			30			30
Associate Professor	66	165	252			483
Assistant Professor	39	198	335			572
Instructor						0
Lecturer						0
Academic Administrator						
Research Assoc./Asst.						0
TA/IF/GSA						
Librarian						0
Volunteer						
On Leave						
Other						
TOTAL	105	363	617	0	0	1,085
PART-TIME						
Professor			348			348
Associate Professor			270			270
Assistant Professor	18	51	33			102
Instructor	42					42
Lecturer	45	321	437			803
Academic Administrator						
Research Assoc./Asst.						0
TA/IF/GSA						0
Librarian						0
Volunteer						0
On Leave						
Other		5	209		6	220
TOTAL	105	377	1,297	0	6	1,785
GRAND TOTAL	210	740	1,914	0	6	2,870

Report 4D
 UNIVERSITY OF PITTSBURGH
 Classroom Student Credit Hours
 Summer Term, 2021

008 Education

Faculty Rank	Under Graduate			Graduate		Total
	Lower Division	Upper Division	Master's	First Prof.	Doctoral	
FULL-TIME						
Professor					4	4
Associate Professor		21	5			26
Assistant Professor		75	252			327
Instructor						0
Lecturer						0
Academic Administrator						
Research Assoc./Asst.					53	53
TA/IF/GSA						
Librarian						0
Volunteer						
On Leave						
Other						
TOTAL	0	96	257	0	57	410
PART-TIME						
Professor					53	53
Associate Professor	25	37	68		149	279
Assistant Professor	53		159		4	216
Instructor	99		255		57	411
Lecturer						0
Academic Administrator						
Research Assoc./Asst.						0
TA/IF/GSA		7	116			123
Librarian						0
Volunteer			200			200
On Leave						
Other	70					

Report 4D
 UNIVERSITY OF PITTSBURGH
 Classroom Student Credit Hours
 Summer Term, 2021

009 Engineering

Faculty Rank	Under Graduate		Graduate			Total
	Lower Division	Upper Division	Master's	First Prof.	Doctoral	
FULL-TIME						
Professor						0
Associate Professor						0
Assistant Professor						0
Instructor						0
Lecturer						0
Academic Administrator						
Research Assoc./Asst.						0
TA/IF/GSA						
Librarian						0
Volunteer						
On Leave						
Other						
TOTAL	0	0	0	0	0	0
PART-TIME						
Professor	106	168	56		2	332
Associate Professor	431	498	11			940
Assistant Professor	680	388	123			1,191
Instructor	24					24
Lecturer		209	55			264
Academic Administrator						
Research Assoc./Asst.						0
TA/IF/GSA						0
Librarian						0
Volunteer			35			35
On Leave						
Other	66	83				149
TOTAL	1,307	1,346	280	0	2	2,935
GRAND TOTAL	1,307	1,346	280	0	2	2,935

Report 4D

UNIVERSITY OF PITTSBURGH
Classroom Student Credit Hours
Summer Term, 2021

010 Foreign Languages, Literatures, and Linguistics

Faculty Rank	Under Graduate		Graduate			Total
	Lower Division	Upper Division	Master's	First Prof.	Doctoral	
FULL-TIME						
Professor						0
Associate Professor						0
Assistant Professor						0
Instructor	16					16
Lecturer	3					3
Academic Administrator						
Research Assoc./Asst.						0
TA/IF/GSA						
Librarian						0
Volunteer						
On Leave						
Other						
TOTAL	19	0	0	0	0	19
PART-TIME						
Professor						0
Associate Professor	30					30
Assistant Professor	15					15
Instructor	194	113				307
Lecturer	960	82				1,042
Academic Administrator						
Research Assoc./Asst.						0
TA/IF/GSA	376	171				547
Librarian						0
Volunteer		108				108
On Leave						
Other	304	68				372
TOTAL	1,879	542	0	0	0	2,421
GRAND TOTAL	1,898	542	0	0	0	2,440

Report 4D

UNIVERSITY OF PITTSBURGH Classroom Student Credit Hours Summer Term, 2021

011 Health Professions and Related Clinical Sciences

Faculty Rank	Under Graduate			Graduate		Total
	Lower Division	Upper Division	Master's	First Prof.	Doctoral	
FULL-TIME						
Professor		58	563	15	179	815
Associate Professor	52	88	807	734	274	1,955
Assistant Professor	246	762	2,818	834	349	5,009
Instructor		57	81	80	14	232
Lecturer						0
Academic Administrator						
Research Assoc./Asst.						0
TA/IF/GSA						

Report 4D
 UNIVERSITY OF PITTSBURGH
 Classroom Student Credit Hours
 Summer Term, 2021

014 Legal Professions and Studies

Faculty Rank	Under Graduate		Graduate			Total
	Lower Division	Upper Division	Master's	First Prof.	Doctoral	
FULL-TIME						
Professor						0
Associate Professor						0
Assistant Professor						0
Instructor						0
Lecturer						0
Academic Administrator						
Research Assoc./Asst.						0
TA/IF/GSA						
Librarian						0
Volunteer						
On Leave						
Other						
TOTAL	0	0	0	0	0	0
PART-TIME						
Professor						0
Associate Professor						0
Assistant Professor						0
Instructor						0
Lecturer						0
Academic Administrator						
Research Assoc./Asst.						0
TA/IF/GSA						0
Librarian						0
Volunteer						0
On Leave						
Other			248			248
TOTAL	0	0	248	0	0	248
GRAND TOTAL	0	0	248	0	0	248

Report 4D
 UNIVERSITY OF PITTSBURGH
 Classroom Student Credit Hours
 Summer Term, 2021

015 English Language and Literature/Letters

Faculty Rank	Under Graduate		Graduate			Total
	Lower Division	Upper Division	Master's	First Prof.	Doctoral	
FULL-TIME						
Professor						0
Associate Professor						0
Assistant Professor						0
Instructor						0
Lecturer	51					51
Academic Administrator						
Research Assoc./Asst.						0
TA/IF/GSA						
Librarian						0
Volunteer						
On Leave						
Other						
TOTAL	51	0	0	0	0	51
PART-TIME						
Professor	12					12
Associate Professor	33					33
Assistant Professor	117					117
Instructor	310	126	40			476
Lecturer	381	207				588
Academic Administrator						
Research Assoc./Asst.						0
TA/IF/GSA	1,215	99				1,314
Librarian						0
Volunteer						0
On Leave						
Other						0
TOTAL	2,068	432	40	0	0	2,540
GRAND TOTAL	2,119	432	40	0	0	2,591

Report 4D
UNIVERSITY OF PITTSBURGH
Classroom Student Credit Hours
Summer Term, 2021

017 Library Science

Faculty Rank	Under Graduate		Graduate
	Lower Division	951pp Division	

Report 4D
 UNIVERSITY OF PITTSBURGH
 Classroom Student Credit Hours
 Summer Term, 2021

018 Biological and Biomedical Sciences

Faculty Rank	Under Graduate			Graduate		Total
	Lower Division	Upper Division	Master's	First Prof.	Doctoral	
FULL-TIME						
Professor						0
Associate Professor	21					21
Assistant Professor	99					99
Instructor						

Report 4D

UNIVERSITY OF PITTSBURGH
Classroom Student Credit Hours
Summer Term, 2021

168

81

78

384

227

0

2,293

0

0

0

3,231

3,231

Report 4D
 UNIVERSITY OF PITTSBURGH
 Classroom Student Credit Hours
 Summer Term, 2021

021 Multi/Interdisciplinary Studies

Faculty Rank	Under Graduate		Graduate			Total
	Lower Division	Upper Division	Master's	First Prof.	Doctoral	
FULL-TIME						
Professor						0
Associate Professor						0
Assistant Professor	7					7
Instructor						0
Lecturer						0
Academic Administrator						
Research Assoc./Asst.						0
TA/IF/GSA						
Librarian						0
Volunteer						
On Leave						
Other						
TOTAL	7	0	0	0	0	7
PART-TIME						
Professor		18				18
Associate Professor	117	24				141
Assistant Professor	87					87
Instructor	225	18				243
Lecturer	27	141				168
Academic Administrator						
Research Assoc./Asst.						0
TA/IF/GSA	84					84
Librarian						0
Volunteer						0
On Leave						
Other	110	24				134
TOTAL	650	225	0	0	0	875
GRAND TOTAL	657	225	0	0	0	882

Report 4D

UNIVERSITY OF PITTSBURGH
Classroom Student Credit Hours
Summer Term, 2021

Report 4D
 UNIVERSITY OF PITTSBURGH
 Classroom Student Credit Hours
 Summer Term, 2021

025 Physical Sciences

Faculty Rank	Under Graduate		Master's	Graduate		Total
	Lower Division	Upper Division		First Prof.	Doctoral	
FULL-TIME						
Professor						
Associate Professor						
Assistant Professor						0
Instructor						0
Lecturer	700	38				738
Academic Administrator						
Research Assoc./Asst.	153					153
TA/IF/GSA						
Librarian						0
Volunteer						
On Leave						
Other						

Report 4D

Report 4D
 UNIVERSITY OF PITTSBURGH
 Classroom Student Credit Hours
 Summer Term, 2021

027 Security & Protective Srvcs/Public Administration & Srvcs

Faculty Rank	Under Graduate			Graduate		Total
	Lower Division	Upper Division	Master's	First Prof.	Doctoral	
FULL-TIME						
Professor						0
Associate Professor			13			13
Assistant Professor			65			65
Instructor						0
Lecturer			214			214
Academic Administrator						
Research Assoc./Asst.						0
TA/IF/GSA						
Librarian						0

Report 4D
 UNIVERSITY OF PITTSBURGH
 Classroom Student Credit Hours
 Summer Term, 2021

028 Social Sciences and History

Faculty Rank	Under Graduate			Graduate		Total
	Lower Division	Upper Division	Master's	First Prof.	Doctoral	
FULL-TIME						
Professor		3				3
Associate Professor	7					7
Assistant Professor						0
Instructor						0
Lecturer						0
Academic Administrator						
Research Assoc./Asst.						0
TA/IF/GSA						
Librarian						0
Volunteer						
On Leave						
Other						
TOTAL	7	3	0	0	0	10
PART-TIME						
Professor	250					250
Associate Professor	173	129				302
Assistant Professor	207	60				267
Instructor	135	39	60			234
Lecturer	399	171				570
Academic Administrator						
Research Assoc./Asst.						0
TA/IF/GSA	1,851	480				2,331
Librarian						0
Volunteer		3				3
On Leave						
Other						0
TOTAL	3,015	882	60	0	0	3,957
GRAND TOTAL	3,022	885	60			


Report 4D

UNIVERSITY OF PITTSBURGH
Classroom Student Credit Hours
Summer Term, 2021

030 Visual and Performing Arts

Faculty Rank	Under Graduate		Graduate			Total
	Lower Division	Upper Division	Master's	First Prof.	Doctoral	
FULL-TIME						
Professor						0
Associate Professor						0
Assistant Professor						0
Instructor						0
Lecturer						0
Academic Administrator						
Research Assoc./Asst.						0
TA/IF/GSA						
Librarian						0
Volunteer						
Other						
TOTAL	0	0	0	0	0	0
PART-TIME						
Professor	120					120
Associate Professor						0
Assistant Professor	81					81
Instructor	342					342
Lecturer	282	87				369
Academic Administrator						
Research Assoc./Asst.						0
TA/IF/GSA	339					339
Librarian						0
Volunteer						0
On Leave						
Other	90					90
TOTAL	1,254	87	0	0	0	1,341
GRAND TOTAL	1,254	87	0	0	0	1,341

UNIVERSITY OF PITTSBURGH



Report 4D

Classroom Student Credit Hours

Academic Year, 2021-2022

Report 4D

UNIVERSITY OF PITTSBURGH
Classroom Student Credit Hours
Academic Year, 2021-2022

*** UNIVERSITY TOTALS ***

Faculty Rank	Under Graduate		Master's	Graduate	Doctoral
	Lower Division	Upper Division		First Prof.	

Report 4D

UNIVERSITY OF PITTSBURGH
Classroom Student Credit Hours
Academic Year, 2021-2022

003 Area, Ethnic, Cultural and Gender Studies

Faculty Rank	Under Graduate Lower Division	O914V Division	Graduate
--------------	----------------------------------	----------------	----------

Report 4D

UNIVERSITY OF PITTSBURGH Classroom Student Credit Hours Academic Year, 2021-2022

004 Business

Faculty Rank	Under Graduate			Graduate		Total
	Lower Division	Upper Division	Master's	First Prof.	Doctoral	
FULL-TIME						
Professor	846	2,996	4,151		20	8,013
Associate Professor	5,514	9,307	3,291	15	4	18,131
Assistant Professor	3,094	10,834	3,120		5	17,053
Instructor	714					

Report 4D
 UNIVERSITY OF PITTSBURGH
 Classroom Student Credit Hours
 Academic Year, 2021-2022

006 Computer and Information Sciences and Support Services



Faculty Rank	Under Graduate		Graduate			Total
	Lower Division	Upper Division	Master's	First Prof.	Doctoral	
FULL-TIME						
Professor	360	468	2,023		69	2,920
Associate Professor	1,017	500	882		24	2,423
Assistant Professor	2,834	2,979	1,710		18	7,541
Instructor						0
Lecturer	3,914	3,612				7,526
Academic Administrator						
Research Assoc./Asst.						0
TA/IF/GSA						
Librarian						0
Volunteer						
On Leave						
Other						
TOTAL	8,125	7,559	4,615	0	111	20,410
PART-TIME						
Professor						0
Associate Professor						0
Assistant Professor		405	264			669
Instructor	4,007	1,536	201			5,744
Lecturer	138	300	138			576
Academic Administrator						
Research Assoc./Asst.						0
TA/IF/GSA	416	24				440
Librarian						0
Volunteer						0
On Leave						
Other	3,310	62	79		33	3,484
TOTAL	7,871	2,327	682	0	33	10,913
GRAND TOTAL	15,996	9,886	5,297	0	144	31,323

Report 4D
 UNIVERSITY OF PITTSBURGH
 Classroom Student Credit Hours
 Academic Year, 2021-2022

008 Education



Faculty Rank	Under Graduate		Graduate			Total
	Lower Division	Upper Division	Master's	First Prof.	Doctoral	
FULL-TIME						
Professor		72	399		322	793
Associate Professor	422	2,951	1,674		511	5,558
Assistant Professor	626	1,617	2,152		691	5,086
Instructor	315	153				468
Lecturer						0
Academic Administrator						
Research Assoc./Asst.	156					156
TA/IF/GSA						
Librarian						0
Volunteer						
On Leave						
Other						
TOTAL	1,519	4,793	4,225	0	1,524	12,061
PART-TIME						
Professor						0
Associate Professor			15		11	26
Assistant Professor	297	1,280	532		237	2,346
Instructor	929	1,796	654		87	3,466
Lecturer						0
Academic Administrator						
Research Assoc./Asst.						0
TA/IF/GSA		108	228			336
Librarian						0
Volunteer					13	13
On Leave						
Other	1,857	519	745		88	3,209
TOTAL	3,083	3,703	2,174	0	436	9,396
GRAND TOTAL	4,602	8,496	6,399	0	1,960	21,457

Report 4D

UNIVERSITY OF PITTSBURGH
Classroom Student Credit Hours
Academic Year, 2021-2022

009 Engineering

Faculty Rank	Under Graduate		Master's	Graduate
	Lower Division	Upper Division		First Prof.

Report 4D

Report 4D

UNIVERSITY OF PITTSBURGH
Classroom Student Credit Hours
Academic Year, 2021-2022

011 Health Professions and Related Clinical Sciences

Faculty Rank	Under Graduate			Graduate		Total
	Lower Division	Upper Division	Master's	First Prof.	Doctoral	
FULL-TIME						
Professor	86	1,648	3,714	2,679	1,121	9,248
Associate Professor	1,297					

Report 4D
 UNIVERSITY OF PITTSBURGH
 Classroom Student Credit Hours
 Academic Year, 2021-2022

014 Legal Professions and Studies

Faculty Rank	Under Graduate			Graduate		Total
	Lower Division	Upper Division	Master's	First Prof.	Doctoral	
FULL-TIME						
Professor			42	1,160		1,202
Associate Professor			2	252		254
Assistant Professor			17	185		202
Instructor						0
Lecturer						0
Academic Administrator						
Research Assoc./Asst.						0
TA/IF/GSA						
Librarian				16		16
Volunteer						
On Leave						
Other						
TOTAL	0	0	61	1,613	0	1,674
PART-TIME						
Professor		99	168	898		1,165
Associate Professor						0
Assistant Professor				7		7
Instructor				33		33
Lecturer			1	7		8
Academic Administrator						
Research Assoc./Asst.						0
TA/IF/GSA						0
Librarian				17		17
Volunteer				21		21
On Leave						
Other	105	70	754	8,470		708.15

0,674461

7

-354.99730 0

Report 4D

Report 4D

UNIVERSITY OF PITTSBURGH
Classroom Student Credit Hours
Academic Year, 2021-2022

017 Library Science

Faculty Rank

Under Graduate
Lower Division

OF PITTSBURGH

Graduate

Report 4D

UNIVERSITY OF PITTSBURGH
Classroom Student Credit Hours
Academic Year, 2021-2022

018 Biological and Biomedical Sciences

Faculty Rank

Under Graduate

Graduate

Report 4D
 UNIVERSITY OF PITTSBURGH
 Classroom Student Credit Hours
 Academic Year, 2021-2022

019 Mathematics and Statistics



Faculty Rank	Under Graduate			Graduate		Total
	Lower Division	Upper Division	Master's	First Prof.	Doctoral	
FULL-TIME						
Professor	3,676	1,235	264		72	5,247
Associate Professor	3,738	619	381		36	4,774
Assistant Professor	572	368	287		27	1,254
Instructor	3,870	1,264	226			5,360
Lecturer	11,230	4,581	261			16,072
Academic Administrator						
Research Assoc./Asst.						0
TA/IF/GSA						
Librarian						0
Volunteer						
On Leave						
Other						
TOTAL	23,086	8,067	1,419	0	135	32,707
PART-TIME						
Professor						0
Associate Professor		60				60
Assistant Professor	796	53	276			1,125
Instructor	8,336	1,494				9,830
Lecturer	608	1,188				1,796
Academic Administrator						
Research Assoc./Asst.						0
TA/IF/GSA	1,557	1,847	843			4,247
Librarian						0
Volunteer						0
On Leave						
Other	1,543	59	496			2,098
TOTAL	12,840	4,701	1,615	0	0	19,156
GRAND TOTAL	35,926	12,768	3,034	0	135	51,863

Report 4D

UNIVERSITY OF PITTSBURGH
Classroom Student Credit Hours
Academic Year, 2021-2022

020 Military Technologies

Faculty Rank	Under Graduate			Graduate		Total
	Lower Division	Upper Division	Master's	First Prof.	Doctoral	
FULL-TIME						
Professor						0
Associate Professor						0
Assistant Professor						0
Instructor						0
Lecturer						0
Academic Administrator						
Research Assoc./Asst.						0
TA/IF/GSA						
Librarian						0
Volunteer						
On Leave						
Other						
	TOTAL					

Report 4D

UNIVERSITY OF PITTSBURGH
Classroom Student Credit Hours
Academic Year, 2021-2022

021 Multi/Interdisciplinary Studies

Faculty Rank

Under Graduate
Lower Division S825V Division

Graduate

Report 4D
 UNIVERSITY OF PITTSBURGH
 Classroom Student Credit Hours
 Academic Year, 2021-2022

024 Philosophy and Religion/Theology

Faculty Rank	Under Graduate		Graduate			Total
	Lower Division	Upper Division	Master's	First Prof.	Doctoral	
FULL-TIME						
Professor	2,006	348	164			2,518
Associate Professor	1,395	825	140			2,360
Assistant Professor	1,576	867	114			2,557
Instructor						0
Lecturer	1,108	558				1,666
Academic Administrator						
Research Assoc./Asst.						0
TA/IF/GSA						
Librarian						0
Volunteer						
On Leave						
Other						
TOTAL	6,085	2,598	418	0	0	9,101
PART-TIME						
Professor			18			18
Associate Professor	420		18			438
Assistant Professor	327	57				384
Instructor	234	402				636
Lecturer	3,343	855				4,198
Academic Administrator						
Research Assoc./Asst.						0
TA/IF/GSA	573	237				810
Librarian						0
Volunteer						0
On Leave						
Other	120	57	6			183
TOTAL	5,017	1,608	42	0	0	6,667
GRAND TOTAL	11,102	4,206	460	0	0	15,768

Report 4D

UNIVERSITY OF PITTSBURGH Classroom Student Credit Hours Academic Year, 2021-2022

025 Physical Sciences

Faculty Rank	Under Graduate			Graduate		Total
	Lower Division	Upper Division	Master's	First Prof.	Doctoral	
FULL-TIME						
Professor	7,181	1,183	1,184		296	9,844
Associate Professor	9,708	1,477	380		61	11,626
Assistant Professor	8,169	1,730	482		41	10,422
Instructor	5,998					5,998
Lecturer						

Report 4D

UNIVERSITY OF PITTSBURGH Classroom Student Credit Hours Academic Year, 2021-2022

026 Psychology

Faculty Rank	Under Graduate		Graduate			Total
	Lower Division	Upper Division	Master's	First Prof.	Doctoral	
FULL-TIME						
Professor	1,694	923	543		69	3,229
Associate Professor	4,422	3,748	805	5	78	9,058
Assistant Professor	1,762	1,463	278		75	3,578
Instructor	1,959	138	39			2,136
Lecturer	6,541	1,105	48			7,694
Academic Administrator						
Research Assoc./Asst.			14			14
TA/IF/GSA						
Librarian						0
Volunteer						
On Leave						
Other						
TOTAL	16,378	7,377	1,727	5	222	25,709
PART-TIME						
Professor		180	4			184
Associate Professor		270				270
Assistant Professor		477	256			733
Instructor	980	1,059	250			2,289
Lecturer	1,622	300				1,922
Academic Administrator						
Research Assoc./Asst.						0
TA/IF/GSA	13,979	871	160			15,010
Librarian						0
Volunteer						0
On Leave						
Other	519	172	22			713
TOTAL	17,100	3,329	692	0	0	21,121
GRAND TOTAL	33,478	10,706	2,419	5	222	46,830

Report 4D

UNIVERSITY OF PITTSBURGH
Classroom Student Credit Hours
Academic Year, 2021-2022

027 Security & Protective Svcs/Public Administration & Svcs

Faculty Rank	Under Graduate		Graduate			Total
	Lower Division	Upper Division	Master's	First Prof.	Doctoral	
FULL-TIME						
Professor	168	120	797		97	1,182
Associate Professor	717	506	2,556		84	3,863
Assistant Professor	495	1,174	2,422			4,091
Instructor		51	738			789
Lecturer	174	237	2,268			2,679
Academic Administrator						
Research Assoc./Asst.						0
TA/IF/GSA						
Librarian						0
Volunteer						
On Leave						
Other						
TOTAL	1,554	2,088	8,781	0	181	12,604
PART-TIME						
Professor			227			227
Associate Professor		54	174			228
Assistant Professor			864			864
Instructor	474	1,411	5,143	3		7,031
Lecturer			72			72
Academic Administrator						
Research Assoc./Asst.						0
TA/IF/GSA		75	315			390
Librarian						0
Volunteer						0
On Leave						
Other		90	393			483
TOTAL	474	1,630	7,188	3	0	9,295
GRAND TOTAL	2,028	3,718	15,969	3	181	21,899

Report 4D

UNIVERSITY OF PITTSBURGH
Classroom Student Credit Hours
Academic Year, 2021-2022

028 Social Sciences and History

Faculty Rank

Under Graduate

Graduate

Report 4D


UNIVERSITY OF PITTSBURGH Classroom Student Credit Hours Academic Year, 2021-2022

030 Visual and Performing Arts

Faculty Rank	Under Graduate		Master's	Graduate	Doctoral	Total
	Lower Division	Upper Division		First Prof.		
FULL-TIME						
Professor	753	232	268		26	1,279
Associate Professor	2,681	451	43			3,175
Assistant Professor	1,287	348	225			1,860
Instructor	156	48				204
Lecturer	4,131	1,071	7			5,209
Academic Administrator						
Research Assoc./Asst.						0
TA/IF/GSA						
Librarian						0
Volunteer						
On Leave						
Other						
TOTAL	9,008	2,150	543	0	26	11,727
PART-TIME						
Professor						0
Associate Professor						0
Assistant Professor	522	168	306			996
Instructor	7,296	1,443	69			8,808
Lecturer	5,337	954	312			6,603
Academic Administrator						
Research Assoc./Asst.						0
TA/IF/GSA	2,362	23				2,385
Librarian						0
Volunteer						0
On Leave						
Other	797	93				890
TOTAL	16,314	2,681	687	0	0	19,682
GRAND TOTAL	25,322	4,831	1,230	0	26	31,409

This page intentionally left blank

UNIVERSITY OF PITTSBURGH



Report 4E

Individual Instruction Student Credit Hours

Summer Term, 2021

Report 4E

UNIVERSITY OF PITTSBURGH

Report 4E
UNIVERSITY OF PITTSBURGH
Individual Instruction Student Credit Hours
Summer Term, 2021

003 Area, Ethnic, Cultural and Gender Studies

Faculty Rank	Under Graduate		Master's	Graduate
	Lower Division	Upper Division		First h

Report 4E

Report 4E

UNIVERSITY OF PITTSBURGH
Individual Instruction Student Credit Hours
Summer Term, 2021

Report 4E
 UNIVERSITY OF PITTSBURGH
 Individual Instruction Student Credit Hours
 Summer Term, 2021

08 Education

Faculty Rank	Under Graduate		Master's	Graduate		Total
	Lower Division	Upper Division		First Prof.	Doctoral	
FULL-TIME						
Professor						0
Associate Professor			0	28		41
Assistant Professor			69	57		126
Instructor						0
000						0
Academic Administrator						0
Asst.						0
TA/IF/GSA						
Volunteer						
00						

Report 4E
 UNIVERSITY OF PITTSBURGH
 Individual Instruction Student Credit Hours
 Summer Term, 2021

009 Engineering

Faculty Rank	Under Graduate		Graduate		Doctoral	Total
	Lower Division	Upper Division	Master's	First Prof.		
FULL-TIME						
Professor						0
Associate Professor						0
Assistant Professor			2			2
Instructor						0
Lecturer						0
Academic Administrator						
Research Assoc./Asst.						0
TA/IF/GSA						
Librarian						0
Volunteer						
On Leave						
Other						
TOTAL	0	0	2	0	0	2
PART-TIME						
Professor		6	26		80	112
Associate Professor		28	19		40	87
Assistant Professor		73	8		12	93
Instructor						0
Lecturer						0
Academic Administrator						
Research Assoc./Asst.						0
TA/IF/GSA						0
Librarian						0
Volunteer		3	11		3	17
On Leave						
Other		1	9		1	11
TOTAL	0	111	73	0	136	320
GRAND TOTAL	0	111	75	0	136	322

Report 4E
 UNIVERSITY OF PITTSBURGH
 Individual Instruction Student Credit Hours
 Summer Term, 2021

010 Foreign Languages, Literatures, and Linguistics

Faculty Rank	Under Graduate		Graduate			Total
	Lower Division	Upper Division	Master's	First Prof.	Doctoral	
FULL-TIME						
Professor						0
Associate Professor						0
Assistant Professor						0
Instructor						0
Lecturer						0
Academic Administrator						
Research Assoc./Asst.						0
TA/IF/GSA						
Librarian						0
Volunteer						
On Leave						
Other						
TOTAL	0	0	0	0	0	0
PART-TIME						
Professor					3	3
Associate Professor						0
Assistant Professor		1				1
Instructor		2				2
Lecturer	3					3
Academic Administrator						
Research Assoc./Asst.						0
TA/IF/GSA						0
Librarian						0
Volunteer	4	3	24		24	55
On Leave						
Other		142				142
TOTAL	7	148	24	0	27	206
GRAND TOTAL	7	148	24	0	27	206

Report 4E
 UNIVERSITY OF PITTSBURGH
 Individual Instruction Student Credit Hours
 Summer Term, 2021

011 Health Professions and Related Clinical Sciences

Faculty Rank	Under Graduate		Graduate			Total
	Lower Division	Upper Division	Master's	First Prof.	Doctoral	
FULL-TIME						
Professor		10	32	787	139	968
Associate Professor		3	70	204	127	404
Assistant Professor	28	338	2,096	1,522	103	4,087
Instructor		95				95
Lecturer						0
Academic Administrator						
Research Assoc./Asst.						0
TA/IF/GSA						
Librarian						0
Volunteer						
On Leave						
Other						
TOTAL	28	446	2,198	2,513	369	5,554
PART-TIME						
Professor			15	1	49	65
Associate Professor		1	25		10	36
Assistant Professor		43	10	261	17	331
Instructor		53	92	1		146
Lecturer						0
Academic Administrator						
Research Assoc./Asst.						0
TA/IF/GSA						0
Librarian						0
Volunteer		98	3		1	102
On Leave						
Other	28		81	1,085	11	1,205
TOTAL	28	195	226	1,348	88	1,885
GRAND TOTAL	56	641	2,424	3,861	457	7,439

Report 4E
 UNIVERSITY OF PITTSBURGH
 Individual Instruction Student Credit Hours
 Summer Term, 2021

014 Legal Professions and Studies

Faculty Rank	Under Graduate		Graduate			Total
	Lower Division	Upper Division	Master's	First Prof.	Doctoral	
FULL-TIME						
Professor						0
Associate Professor						0
Assistant Professor						0
Instructor						0
Lecturer						0
Academic Administrator						
Research Assoc./Asst.						0
TA/IF/GSA						
Librarian						0
Volunteer						
On Leave						
Other						
TOTAL	0	0	0	0		0
PART-TIME						
Professor						0
Associate Professor						0
Assistant Professor						0
Instructor						0
Lecturer						0
Academic Administrator						
Research Assoc./Asst.						0
TA/IF/GSA						0
Librarian						0
Volunteer						0
On Leave						
Other			2			2
TOTAL	0	0	2	0	0	2
GRAND TOTAL	0	0	2	0	0	2

Report 4E

UNIVERSITY OF PITTSBURGH

Report 4E
 UNIVERSITY OF PITTSBURGH
 Individual Instruction Student Credit Hours
 Summer Term, 2021

017 Library Science

Faculty Rank	Under Graduate		Graduate			Total
	Lower Division	Upper Division	Master's	First Prof.	Doctoral	
FULL-TIME						
Professor						0
Associate Professor			3			3
Assistant Professor			3			3
Instructor						0
Lecturer			6			6
Academic Administrator						
Research Assoc./Asst.						0
TA/IF/GSA						
Librarian						0
Volunteer						
On Leave						
Other						
TOTAL	0	0	12	0	0	12
PART-TIME						
Professor						0
Associate Professor			9			9
Assistant Professor						0
Instructor						0
Lecturer						0
Academic Administrator						
Research Assoc./Asst.						0
TA/IF/GSA						0
Librarian						0
Volunteer						0
On Leave						
Other						0
TOTAL	0	0	9	0	0	9
GRAND TOTAL	0	0	21	0	0	21

Report 4E
 UNIVERSITY OF PITTSBURGH
 Individual Instruction Student Credit Hours
 Summer Term, 2021

018 Biological and Biomedical Sciences

Faculty Rank	Under Graduate			Graduate		Total
	Lower Division	Upper Division	Master's	First Prof.	Doctoral	
FULL-TIME						
Professor						0
Associate Professor						0
Assistant Professor						0
Instructor						0
Lecturer		3			1	4
Academic Administrator						
Research Assoc./Asst.						0
TA/IF/GSA						
Librarian						0

Report 4E

UNIVERSITY OF PITTSBURGH

Report 4E

Report 4E

UNIVERSITY OF PITTSBURGH

Report 4E
 UNIVERSITY OF PITTSBURGH
 Individual Instruction Student Credit Hours
 Summer Term, 2021

026 Psychology

Faculty Rank	Under Graduate			Graduate		Total
	Lower Division	Upper Division	Master's	First Prof.	Doctoral	
FULL-TIME						
Professor						0
Associate Professor						0
Assistant Professor						0
Instructor						0
Lecturer		5				5
Academic Aurer						

Report 4E
 UNIVERSITY OF PITTSBURGH
 Individual Instruction Student Credit Hours
 Summer Term, 2021


028 Social Sciences and History

Faculty Rank	Under Graduate			Graduate		Total
	Lower Division	Upper Division	Master's	First Prof.	Doctoral	
FULL-TIME						
Professor		3				3
Associate Professor						0
Assistant Professor						0
Instructor						0
Lecturer						0
Academic Administrator						
Research Assoc./Asst.						0
TA/IF/GSA						
Librarian						0
Volunteer						
On Leave						
Other						

Report 4E

UNIVERSITY OF PITTSBURGH
Individual Instruction Student Credit Hours
Summer Term, 2021

UNIVERSITY OF PITTSBURGH



Report 4E

Individual Instruction Student Credit Hours

Academic Year, 2021-2022

Report 4E
 UNIVERSITY OF PITTSBURGH
 Individual Instruction Student Credit Hours
 Academic Year, 2021-2022

*** UNIVERSITY TOTALS ***

Faculty Rank	Under Graduate		Master's	Graduate		Total
	Lower Division	Upper Division		First Prof.	Doctoral	
FULL-TIME						
Professor	12	10	17	25	15	40
Associate Professor	24	2,436	2,704	1,342	3,434	9,940
Assistant Professor	758	5,292	5,475	2,548	2,431	16,504
Instructor	28	1,066	181	53		1,328
Lecturer	225	2,579	113			2,928
Academic Administrator						

Report 4E

Report 4E

UNIVERSITY OF PITTSBURGH

Report 4E

UNIVERSITY OF PITTSBURGH
Individual Instruction Student Credit Hours
Academic Year, 2021-2022

Report 4E

UNIVERSITY OF PITTSBURGH Individual Instruction Student Credit Hours Academic Year, 2021-2022

008 Education



Faculty Rank	Under Graduate		Graduate			Total
	Lower Division	Upper Division	Master's	First Prof.	Doctoral	
FULL-TIME						
Professor			5		96	101
Associate Professor	3	99	346		698	1,146
Assistant Professor	4	191	261		172	628
Instructor		21				21
Lecturer						0
Academic Administrator						0
Research Assoc./Asst.						0
TA/IF/GSA						0
Librarian						0
Volunteer						0
On Leave						0
Other						0
TOTAL	7	311	612	0	966	1,896
PART-TIME						
Professor						0
Associate Professor						0
Assistant Professor		49			1	50
Instructor			12			12
Lecturer						0
Academic Administrator						0
Research Assoc./Asst.						0
TA/IF/GSA						0
Librarian						0
Volunteer						0
On Leave						0
Other	104		87		10	201
TOTAL	104	49	99	0	11	263
GRAND TOTAL	111	360	711	0	977	2,159

Report 4E
 UNIVERSITY OF PITTSBURGH
 Individual Instruction Student Credit Hours
 Academic Year, 2021-2022

009 Engineering

Faculty Rank	Under Graduate			Graduate		Total
	Lower Division	Upper Division	Master's	First Prof.	Doctoral	
FULL-TIME						
Professor		285	236		2,500	3,021
Associate Professor		681	144		1,406	2,231
Assistant Professor		530	116		1,216	1,862
Instructor		11				11
Lecturer						0
Academic Administrator						
Research Assoc./Asst.						0
TA/IF/GSA						
Librarian						0
Volunteer						
On Leave						
Other						
TOTAL	0	1,507	496	0	5,122	7,125
PART-TIME						
Professor			6			6
Associate Professor		27			11	38
Assistant Professor			16		14	30
Instructor		83				83
Lecturer		17				

Report 4E

UNIVERSITY OF PITTSBURGH

Report 4E
 UNIVERSITY OF PITTSBURGH
 Individual Instruction Student Credit Hours
 Academic Year, 2021-2022

011 Health Professions and Related Clinical Sciences

Faculty Rank	Under Graduate			Graduate		Total
	Lower Division	Upper Division	Master's	First Prof.	Doctoral	
FULL-TIME						
Professor	9	191	302	2,162	719	3,383
Associate Professor		404	959	1,272	572	3,207
Assistant Professor	754	3,084	4,421	2,499	771	11,529
Instructor		429	181	53		663
Lecturer						0
Academic Administrator						
Research Assoc./Asst.						0
TA/IF/GSA						
Librarian						0
Volunteer						
On Leave						
Other						
TOTAL	763	4,108	5,863	5,986	2,062	18,782
PART-TIME						
Professor			74	35	28	137
Associate Professor			38		1	39
Assistant Professor	388	104	43	779	61	1,375
Instructor	91	438	349	161		1,039
Lecturer						0
Academic Administrator						
Research Assoc./Asst.						0
TA/IF/GSA	300	274				574
Librarian						0
Volunteer	14	184	6	27	27	0.867 rg609.45 -473.85 75

Report 4E
UNIVERSITY OF PITTSBURGH
Individual Instruction Student Credit Hours
Academic Year, 2021-2022

014 Legal Professions and Studies

Faculty Rank	Under Graduate		Master's	Graduate		Total
	Lower Division	Upper Division		First Prof.	Doctoral	
FULL-TIME						

Report 4E
 UNIVERSITY OF PITTSBURGH
 Individual Instruction Student Credit Hours
 Academic Year, 2021-2022

015 English Language and Literature/Letters

Faculty Rank	Under Graduate			Graduate		Total
	Lower Division	Upper Division	Master's	First Prof.	Doctoral	
FULL-TIME						
Professor		12	45		51	108
Associate Professor		71	45		172	288
Assistant Professor		14			1	15
Instructor		129				129
Lecturer	142	445				587
Academic Administrator						
Research Assoc./Asst.						0
TA/IF/GSA						
Librarian						0
Volunteer						
On Leave						
Other						
TOTAL	142	671	90	0	224	1,127
PART-TIME						
Professor						0
Associate Professor		3				3
Assistant Professor		5				5
Instructor	3	22				25
Lecturer		69				69
Academic Administrator						
Research Assoc./Asst.						0
TA/IF/GSA						0
Librarian						0

Report 4E

Report 4E
 UNIVERSITY OF PITTSBURGH
 Individual Instruction Student Credit Hours
 Academic Year, 2021-2022

018 Biological and Biomedical Sciences

Faculty Rank	Under Graduate			Graduate		Total
	Lower Division	Upper Division	Master's	First Prof.	Doctoral	
FULL-TIME						
Professor		136	191		47	374
Associate Professor		118	141		70	329
Assistant Professor		151	124		63	338
Instructor		132				132
Lecturer		1,129	7		7	1,143
Academic Administrator						
Research Assoc./Asst.						0
TA/IF/GSA						
Librarian						0
Volunteer						
On Leave						
Other						
TOTAL	0	1,666	463	0	187	2,316
PART-TIME						
Professor						0
Associate Professor						0
Assistant Professor						0
Instructor		7				7
Lecturer		5				5
Academic Administrator						
Research Assoc./Asst.						0
TA/IF/GSA						0
Librarian						

00

Report 4E
UNIVERSITY OF PITTSBURGH
Individual Instruction Student Credit Hours
Academic Year, 2021-2022

019 Mathematics and Statistics

Faculty Rank	Under Graduate Lower Division	Um23p Division	Graduate
--------------	----------------------------------	----------------	----------

Report 4E
 UNIVERSITY OF PITTSBURGH
 Individual Instruction Student Credit Hours
 Academic Year, 2021-2022

020 Military Technologies



Faculty Rank	Under Graduate		Graduate			Total
	Lower Division	Upper Division	Master's	First Prof.	Doctoral	
FULL-TIME						
Professor						0
Associate Professor						0
Assistant Professor						0
Instructor						0
Lecturer						0
Academic Administrator						
Research Assoc./Asst.						0
TA/IF/GSA						
Librarian						0
Volunteer						
On Leave						
Other						
TOTAL	0	0	0	0	0	0
PART-TIME						
Professor						0
Associate Professor						0
Assistant Professor						0
Instructor						0
Lecturer						0
Academic Administrator						
Research Assoc./Asst.						0
TA/IF/GSA						0
Librarian						0
Volunteer						0
On Leave						
Other						0
TOTAL	0	0	0	0	0	0
GRAND TOTAL	0	0	0	0	0	0

Report 4E

UNIVERSITY OF PITTSBURGH

Report 4E
UNIVERSITY OF PITTSBURGH
Individual Instruction Student Credit Hours
Academic Year, 2021-2022

025 Physical Sciences

Faculty Rank	Under Graduate			Graduate
	Lower Division	Upper Division	Master's	

Report 4E
 UNIVERSITY OF PITTSBURGH
 Individual Instruction Student Credit Hours
 Academic Year, 2021-2022

026 Psychology

Faculty Rank	Under Graduate		Graduate			Total
	Lower Division	Upper Division	Master's	First Prof.	Doctoral	
FULL-TIME						
Professor		313	287		212	812
Associate Professor		424	166		98	688
Assistant Professor		484	41		42	567
Instructor						0
Lecturer		309			4	313
Academic Administrator						
Research Assoc./Asst.						0
TA/IF/GSA						
Librarian						0
Volunteer						
On Leave						
Other						
TOTAL	0	1,530	494	0	356	2,380
PART-TIME						
Professor			243		140	383
Associate Professor						0
Assistant Professor			1			1
Instructor			21			21
Lecturer						0
Academic Administrator						
Research Assoc./Asst.						0
TA/IF/GSA		30			4	34
Librarian						0
Volunteer						0
On Leave						
Other		10				10
TOTAL	0	40	265	0	144	449
GRAND TOTAL	0	1,570	759	0	500	2,829

Report 4E

UNIVERSITY OF PITTSBURGH

Report 4E
UNIVERSITY OF PITTSBURGH
Individual Instruction Student Credit Hours
Academic Year, 2021-2022

028 Social Sciences and History

Faculty Rank	Under Graduate		Graduate
	Lower Division	Pm25N Division	


Report 4E
UNIVERSITY OF PITTSBURGH
Individual Instruction Student Credit Hours
Academic Year, 2021-2022

030 Visual and Performing Arts

Faculty Rank	Under Graduate		Master's	Graduate		Total
	Lower Division	Upper Division		First Prof.	Doctoral	

This page intentionally left blank

UNIVERSITY OF PITTSBURGH



Report 5

Full-Time Faculty Workweeks

Summer Term, 2021

Report 5

UNIVERSITY OF PITTSBURGH Full-Time Faculty Workweeks Summer Term, 2021

004 Business

Faculty Rank

Faculty

Contact Hours

Report 5

UNIVERSITY OF PITTSBURGH
Full-Time Faculty Workweeks
Summer Term, 2021

006 Computer and Information Sciences and Support Services

Report 5

UNIVERSITY OF PITTSBURGH
Full-Time Faculty Workweeks
Summer Term, 2021

008 Education

Report 5

UNIVERSITY OF PITTSBURGH
 Full-Time Faculty Workweeks
 Summer Term, 2021

008 Education

Faculty Rank	Faculty Identifier	Contact Hours			Preparation Hours	Research Hours	Other	Total Weekly Hours
		Undergraduate	Graduate	Total				
	4086				2	39	5	46
	4103					39	5	44
	4119					40		40
	4320				3	38	4	45
	31	6	28	34	218	902	251	1,405

Report 5

UNIVERSITY OF PITTSBURGH
Full-Time Faculty Workweeks
Summer Term, 2021

009 Engineering

Faculty Rank	Faculty Identifier	Contact Hours			Preparation Hours	Research Hours	Other	Total Weekly Hours
		Undergraduate	Graduate	Total				
Professor	163				1	20	40	61
	3170				20	5	15	40
	664				5	27	10	42
Associate Professor	3497				20	15	5	40
	4121					60		60
Assistant Professor	2283				6	30	14	50
	2486				6	30	14	50
	2487				6	30	14	50
	3053				6	30	14	50
	3358		1	1	29	6	24	60
	3606					10	30	40
	3693		1	1	14	30	18	63
	3885				8	28	14	50
	4058				5	36	7	48
	4138				4	44	8	56
	4281				10	30	11	51
	4292				20	40	2	62
	4317					48	2	50
Instructor	4293				4	45	1	50
Research Assoc./Asst.	4128					40		40
	4309				9	32	9	50
	530					40		40
	22	0	2	2	173	676	252	1,103

Report 5

UNIVERSITY OF PITTSBURGH Full-Time Faculty Workweeks Summer Term, 2021

010 Foreign Languages, Literatures, and Linguistics

Faculty Rank	Faculty Identifier	Contact Hours			Preparation Hours	Research Hours	Other	Total Weekly Hours
		Undergraduate	Graduate	Total				
	3545				24	10	6	40
	3567				20		20	40
	3883				10	40		50

30

Report 5

UNIVERSITY OF PITTSBURGH Full-Time Faculty Workweeks Summer Term, 2021

011 Health Professions and Related Clinical Sciences

Faculty Rank	Faculty Identifier	Contact Hours		Total	Preparation Hours
		Undergraduate	Graduate		

Report 5

UNIVERSITY OF PITTSBURGH Full-Time Faculty Workweeks Summer Term, 2021

011 Health Professions and Related Clinical Sciences

Faculty Rank	Faculty Identifier	Contact Hours		Total	Preparation Hours
		Undergraduate	Graduate		

Report 5

UNIVERSITY OF PITTSBURGH
Full-Time Faculty Workweeks
Summer Term, 2021

011 Health Professions and Related Clinical Sciences

Faculty Rank	Faculty Identifier	Contact Hours
--------------	--------------------	---------------

Report 5

UNIVERSITY OF PITTSBURGH
Full-Time Faculty Workweeks
Summer Term, 2021

011 Health Professions and Related Clinical Sciences

Faculty Rank	Faculty Identifier	Undergraduate	Contact Hours
--------------	-----------------------	---------------	---------------

Report 5

Report 5

UNIVERSITY OF PITTSBURGH
Full-Time Faculty Workweeks
Summer Term, 2021

011 Health Professions and Related Clinical Sciences

Faculty Rank	Faculty	Contact Hours
--------------	---------	---------------

Report 5

UNIVERSITY OF PITTSBURGH Full-Time Faculty Workweeks Summer Term, 2021

011 Health Professions and Related Clinical Sciences

Faculty Rank	Faculty Identifier	Contact Hours			Preparation Hours	Research Hours	Other	Total Weekly Hours
		Undergraduate	Graduate	Total				
	352				15	10	30	55
	359		10	10	2		10	57
	3625		1	1	5	30	4	
	3637				10	45	6	61
	3641		1	1	2	36	10	49
	3793		1	1	9	10	25	45
	3809		2	2	21	8	8	39
	3900				12	19	19	50
	3919				5	43	8	56
	3927		4	4	11	40	10	65
	3944	2		2	1			

Report 5

UNIVERSITY OF PITTSBURGH
Full-Time Faculty Workweeks
Summer Term, 2021

011 Health Professions and Related Clinical Sciences

Faculty Rank	Faculty Identifier	Contact Hours			Preparation Hours	Research Hours	Other	Total Weekly Hours
		Undergraduate	Graduate	Total				
	516				5		35	40
	736		11	11	4	19	11	45
	738		8	8	12	8	13	41
	741		2	2	10	20	38	70
	75		10	10		37	5	52
	796				15	22	12	49
	858		2	2	10	25	12	49
	873					37	3	40
	904		3	3	7	4	30	44
	941				4	52	4	60
	95				15	31	7	53
	966		4	4	12	18	6	40
Assistant Professor	1024	7	1	8	6	22	5	41
	1051				13	8	19	40
	1277		9	9	3	20	10	42
	1287	3		3	23	7	10	43
	1294	8		8	18	5	10	41
	1300				27	4	12	43
	1302		2	2	21	5	18	46
	1310		10	10		27	5	42
	1400		2	2	23	3	12	40
	1408		2	2	26	3	11	42
	1426		4	4	18	3	35	60
	1436				10	5	40	55
	1440				11	16	16	43
	1466		1	1	4	35		40
	1492		1	1	14	25	1	41

Report 5

UNIVERSITY OF PITTSBURGH
Full-Time Faculty Workweeks
Summer Term, 2021

011 Health P-y Workweeks

Report 5

Report 5

UNIVERSITY OF PITTSBURGH
Full-Time Faculty Workweeks
Summer Term, 2021

011 Health Professions and Related Clinical Sciences

Report 5

UNIVERSITY OF PITTSBURGH
Full-Time Faculty Workweeks
Summer Term, 2021

011 Health Professions and Related Clinical Sciences

Faculty Rank	Faculty Identifier	Contact Hours			Preparation Hours	Research Hours	Other	Total Weekly Hours
		Undergraduate	Graduate	Total				
	3752					5		

Report 5

UNIVERSITY OF PITTSBURGH

Report 5

UNIVERSITY OF PITTSBURGH Full-Time Faculty Workweeks Summer Term, 2021

011 Health Professions and Related Clinical Sciences

Faculty Rank	Faculty Identifier	Contact Hours			Preparation Hours	Research Hours	Other	Total Weekly Hours
		Undergraduate	Graduate	Total				
	4137				7	38	7	52
	4166						40	40
	4172	7		7	24	7	7	45
	4219				7			

Report 5

UNIVERSITY OF PITTSBURGH
Full-Time Faculty Workweeks
Summer Term, 2021

015 English Language and Literature/Letters

Faculty Rank	Faculty Identifier	Contact Hours			Preparation Hours	Research Hours	Other	Total Weekly Hours
		Undergraduate	Graduate	Total				
Professor	1120				5	30	15	50
Associate Professor	3428				9	9	22	40
Lecturer	1319	3		3	5	25	10	43
	136				10	10	15	35
	4154				5	25	10	40
Research Assoc./Asst.	3734					40		40
	6	3	0	3	34	139	72	248

Report 5

UNIVERSITY OF PITTSBURGH
Full-Time Faculty Workweeks
Summer Term, 2021

017 Library Science

Faculty Rank	Faculty Identifier	Contact Hours			Preparation Hours	Research Hours	Other	Total Weekly Hours
		Undergraduate	Graduate	Total				
	2304					40	1	41
	2443				2	6	30	38
	2705						41	41
	2927				2	1	37	40
	299					38	3	41
	300				2	40	1	43
	3222					7	31	38
	3487					5	35	40
	3751					22	18	40
	3763					39	2	41
	3785				12	16	10	38
	3841				13	23	2	38
	3847					40		40
	3916				2	38	3	43
	3920					35	5	40
	3923					38	2	40
	3924					37	2	39
	3942				5	5	25	35
	3950				4	16	18	38
	3958					40		40
	3972					40		40
	3995					30	10	40
	4010					38	2	40
	4031					38		38
	4034				1	38	1	40
	4046				1	41	1	43
	4048					34	4	38

Report 5

UNIVERSITY OF PITTSBURGH Full-Time Faculty Workweeks Summer Term, 2021

017 Library Science

Faculty Rank	Faculty Identifier	Contact Hours			Preparation Hours	Research Hours	Other	Total Weekly Hours
		Undergraduate	Graduate	Total				
	4055				1	36	3	40
	4079					38	2	40
	4096					38		38
	4106					38	1	39
	4107					38	1	39
	4111				1	41	1	43
	4113				1	38	3	42
	4116				19	5	16	40
	4118				10	20	8	38
	4123				1	41	1	43
	4124					39	1	40
	4129				19	5	16	40
	4131						40	40
	4132				5	41	6	52
	4139					38	2	40
	4144					38	2	40
	4149				1	38	3	42
	4151					2	38	40
	4152				2	8	28	38
	4157				8	12	20	40
	4161				1	38	3	42
	4162				8	8	22	38
	4167					39	5	44
	4169				6	15	17	38
	4196				1	19	20	40
	4197					38	2	40
	4254				3	35	1	39

Report 5

UNIVERSITY OF PITTSBURGH Full-Time Faculty Workweeks Summer Term, 2021

017 Library Science

Faculty Rank	Faculty Identifier	Contact Hours			Preparation Hours	Research Hours	Other	Total Weekly Hours
		Undergraduate	Graduate	Total				
	432				10	25	5	40
	440					60	1	61
	492				1	40	1	42
	510					38	1	39
	529							

Report 5

UNIVERSITY OF PITTSBURGH
Full-Time Faculty Workweeks
Summer Term, 2021

018 Biological and Biomedical Sciences

Faculty Rank	Faculty Identifier	Contact Hours			Preparation Hours	Research Hours	Other	Total Weekly Hours
		Undergraduate	Graduate	Total				
Associate Professor	2674				2	35	4	41
	39	3		3	3	1	40	47
Assistant Professor	1595					40		40
	2268	6		6	3	38	2	49
	2687				5	35		40
	3025					45	5	50
	3201					40		40
	3454					36	4	40
	3494					40	10	50
	4014				11	25	9	45
	4165				5	42	3	50
	4255				4	42	4	50
	4291				1	42	4	47
	4308				4	42	4	50
	4335				11	35	11	57
Instructor	2593	2		2	16	10	9	37
	3338				32		6	38
	4188				2	40	4	46
	4248					65	4	69
Lecturer	3364	3		3	35	5	3	46
	3479					40	10	50
	3584	4		4	40	2	8	54
	3846	3		3	11	24	11	49
	3895	3		3	10	22	12	47
	969	2	1	3	1	1	35	40
Research Assoc./Asst.	1340				2	40		42
	3745					50		50

Report 5

UNIVERSITY OF PITTSBURGH
Full-Time Faculty Workweeks
Summer Term, 2021

018 Biological and Biomedical Sciences

Faculty Rank	Faculty Identifier	Contact Hours			Preparation Hours	Research Hours	Other	Total Weekly Hours
		Undergraduate	Graduate	Total				
	3930				5	43	4	52
	4296				11	24	11	46
	4329				4	42	4	50
On Leave	1240							
	31	26	1	27	218	946	221	1,412

Report 5

UNIVERSITY OF PITTSBURGH Full-Time Faculty Workweeks Summer Term, 2021

019 Mathematics and Statistics

Faculty Rank	Faculty Identifier	Undergraduate	Contact Hours
--------------	--------------------	---------------	---------------

Report 5

UNIVERSITY OF PITTSBURGH
Full-Time Faculty Workweeks
Summer Term, 2021

021 Multi/Interdisciplinary Studies

Faculty Rank	Faculty Identifier	Contact Hours			Preparation Hours	Research Hours	Other	Total Weekly Hours
		Undergraduate	Graduate	Total				
Professor	2009				10	20	15	45
	2168				25	8	22	55
	4276						40	40
Associate Professor	2257					40	1	41
	2691					32	9	41
	2754				10	5	40	55
	430					40	1	41
Assistant Professor	1607	3		3		8	45	56
	4339				3	33	7	43
Research Assoc./Asst.	2775					28	11	39
	4231						40	40
	11	3	0	3	48	214	231	496

Report 5

UNIVERSITY OF PITTSBURGH Full-Time Faculty Workweeks Summer Term, 2021

026 Psychology

Faculty Rank	Faculty Identifier	Contact Hours			Preparation Hours	Research Hours	Other	Total Weekly Hours
		Undergraduate	Graduate	Total				
Professor	360				10	33	20	63
Assistant Professor	3945				3	30	7	40
	4008		6	6	15	15	15	51
	4199					34	6	40
	4210				2	34	6	42
Lecturer	2970	5		5		30	7	42
Research Assoc./Asst.	1420					30	10	40
	3167					35	3	38

Report 5

UNIVERSITY OF PITTSBURGH Full-Time Faculty Workweeks Summer Term, 2021

027 Security & Protective Srvcs/Public Administration & Srvcs

Faculty Rank	Faculty Identifier	Contact Hours			Preparation Hours	Research Hours	Other	Total Weekly Hours
		Undergraduate	Graduate	Total				
Associate Professor	217				5	20	20	45
	313		13	13	4	40	5	62
Assistant Professor	1895		14	14	2	35	3	54
	1896				36		5	41
	2269				15		30	45
	2815		3	3	25	6	6	40
	2852				1	44	3	48
	2907				38			38
	3017		4	4	14	11	17	46
	3605				36	3	1	40
	4073		3	3	17	13	15	48
	4251		6	6	2	39	2	49
Instructor	4327				18	10	13	41
Lecturer	1047		16	16	22		11	49
	3013				16	20	5	41
	4019		1	1	14	13	15	43
	4038		10	10	14	13	15	52
	4074		3	3	14	13	15	45
	4095		7	7	14	13	15	49
	4206		6	6	18	10	13	47
Research Assoc./Asst.	4307				18	10	13	41
	21	0	86	86	343	313	222	964

Report 5

UNIVERSITY OF PITTSBURGH Full-Time Faculty Workweeks Summer Term, 2021

028 Social Sciences and History

Faculty Rank	Faculty Identifier	Contact Hours			Preparation Hours	Research Hours	Other	Total Weekly Hours
		Undergraduate	Graduate	Total				
Professor	1465	6		6			37	43
Associate Professor	1619	3		3		10	50	63
Lecturer	3820				10	15	25	50
Research Assoc./Asst.	1269						40	40
	3414					40		40
	3874					40	10	50
	4081					30	10	40
	7	9	0	9	10	135	172	326

Report 5

UNIVERSITY OF PITTSBURGH
Full-Time Faculty Workweeks
Summer Term, 2021

030 Visual and Performing Arts

Faculty Rank	Faculty Identifier	Undergraduate	Contact Hours
--------------	--------------------	---------------	---------------

Report 5


UNIVERSITY OF PITTSBURGH
 Full-Time Faculty Workweeks
 Summer Term, 2021

*** UNIVERSITY TOTALS ***

Faculty Rank	Faculty Identifier	Contact Hours			Preparation Hours	Research Hours	Other	Total Weekly Hours
		Undergraduate	Graduate	Total				
GRAND TOTAL	836	537	1,349	1,886	8,267	19,509	9,287	38,949

This page intentionally left blank

UNIVERSITY OF PITTSBURGH



Report 5

Full-Time Faculty Workweeks

Fall Term, 2021

Report 5

UNIVERSITY OF PITTSBURGH
Full-Time Faculty Workweeks
Fall Term, 2021

003 Area, Ethnic, Cultural and Gender Studies

Faculty Rank	Faculty Identifier	Contact Hours			Preparation Hours	Research Hours	Other	Total Weekly Hours
		Undergraduate	Graduate	Total				
Associate Professor	1503	6		6	8	33	14	61
	2371	6		6	1	25	30	62
	3014	5		5	18	5	10	38
	3470	3		3	10	35	5	53
Assistant Professor	3546	6		6	20	15	5	46
	4392	3		3	10	33	14	60
Lecturer	2556	13		13	17	4	6	40
	3538	13		13	30	5	5	53
	4012	9		9	40	25	8	82
	419	14		14	1	45	13	73
On Leave	2641							
TOTAL CIP	11	78	0	78	155	225	110	568

Report 5

UNIVERSITY OF PITTSBURGH
Full-Time Faculty Workweeks
Fall Term, 2021

004 Business

Faculty Rank	Faculty Identifier	Contact Hours		Total
		Undergraduate	Graduate	

Report 5

UNIVERSITY OF PITTSBURGH
Full-Time Faculty Workweeks
Fall Term, 2021

004 Business

Faculty Rank	Faculty Identifier	Contact Hours			Preparation Hours	Research Hours	Other	Total Weekly Hours
		Undergraduate	Graduate	Total				
	928	15		15	15	3	12	45
Instructor	4203	15		15	21	14	8	58
	4266	15		15	18	15	7	55
On Leave	3352							
TOTAL CIP	100	557	301	858	1,760	2,112	888	5,618

Report 5

UNIVERSITY OF PITTSBURGH
Full-Time Faculty Workweeks
Fall Term, 2021

006 Computer and Information Sciences and Support Services

Report 5

UNIVERSITY OF PITTSBURGH
Full-Time Faculty Workweeks
Fall Term, 2021

Report 5

UNIVERSITY OF PITTSBURGH Full-Time Faculty Workweeks Fall Term, 2021

008 Education

Faculty Rank	Faculty Identifier	Contact Hours			Preparation Hours	Research Hours	Other	Total Weekly Hours
		Undergraduate	Graduate	Total				
Professor	116		11	11	8	25	4	48
	1803				8	40	4	52
	1931		6	6	10	18	6	40
	240		6	6	10	25	5	46
	2614		4	4	4	14	30	52
	2917			7	15	23	14	59
	3797		3	3		50	1	54
	3799		7	7	20	25	20	73
	4245	1	2	3	20	20	30	73
			7	7	30		10	67
	97					48	8	56
Associate Professor	1490	11			17	41	14	53
	1814	12		12	15	12	9	48
	2205		5	5	7	25	20	57
	2207		4	4	12	26	6	48
	2217		4	4	11	15	10	40
	2336		12	12	12	20	16	60
	2357		8	8	4	28	8	48

4

Report 5

UNIVERSITY OF PITTSBURGH
Full-Time Faculty Workweeks
Fall Term, 2021

008 Education

Contact Hours

Faculty Rank	Faculty Identifier	Undergraduate	Graduate	Total	Preparation Hours	Research Hours	Other	Total Weekly Hours
			7	7	2	25	15	49
	3821	3	12	15	15	22	12	64
	3865	5		5	20	15	10	50
	4171		3	3	15	15	25	58
	4187				10	30	10	50
	499	41		41	24	1	8	74
	700		16	16	8	15	8	47
Assistant Professor	2319	20		20	20	20	30	90
	2606	23		23	31	8	12	74
	2764		26	26	30	5	10	71
	3279		14	14	11	33	12	70
	3370		4	4	4	30	5	43
	3662		1	1	9	50	1	61
	3696		10	10	30	3	8	51
	3698		2	2	4	35	4	45
	3843	28		28	15	3	3	49
	3962		12	12	20	11	17	60
		12		12	25	10	5	52
	4057	1	10	11	15	10	14	50
	4094	16		16	37	15	15	83
	4176		3	3	15	15	12	45
	4215		5	5	19	12	6	42
	4222	15		15		8	20	43
	4267		1	1		30	20	51
	4362		9	9	16	30	6	61
	4368		6	6	16	23	12	57
	4394		3	3	15	25	12	55
	4395		6	6	20	8	20	54
Instructor	3520	19		19	27		2	48
	3556	8		8	18	7	7	40
Research Assoc./Asst.	1209					40	5	45
	1289				1	38	7	46

Report 5

UNIVERSITY OF PITTSBURGH
Full-Time Faculty Workweeks
Fall Term, 2021

008 Education

Contact Hours

Report 5

UNIVERSITY OF PITTSBURGH Full-Time Faculty Workweeks Fall Term, 2021

009 Engineering

Faculty Rank	Faculty Identifier	Contact Hours			Preparation Hours	Research Hours	Other	Total Weekly Hours
		Undergraduate	Graduate	Total				
Professor	100				5	30	5	40
	1030			3	9	20	5	37
	1088	18		18	42	3	5	68
	1103	2	9	11	18	24	12	65
	1107		4	4	14	25	25	68
	1116	3	7	10		24	8	42
	1131	3	2	5	18	30	12	65
	163	30		30	30	5	15	80
	1635	3	5	8	18	40	5	71
	1685	3	2	5	13	40	10	68
	170		2	2	15	16	12	45
	1705	6	4	10	11	20	2	43
	1719		3	3	1	50	10	64
	1762	3	1	4	24	20	3	51
	1813		5	5	23	25	20	73
	1861	10		10	28	2	3	43
	1960	21	7	28	14	30	5	77
	1975	3	5	8		40	5	53
	2043		7	7	29	25	9	70
	2055	3	1	4	7	20	15	46
	2081		5	5	10	36	10	61
	2093	3	4	7	19	20	3	49
	2095		4	4	9	30	1	44
	2203		2	2	30	20	10	62
	2209		3	3	14	30	8	55
	2244		3	3	7	15	40	65
	2253		4	4	12	30	5	51
	2327	10		10	23	2	5	40
	2333		4	4	14	20	15	53
	2365		5	5	13	30	8	56
	242	6	4	10		20	20	50
	2431		6	6		53	2	61

Report 5

UNIVERSITY OF PITTSBURGH
Full-Time Faculty Workweeks
Fall Term, 2021

009 Engineering

Faculty Rank	Faculty Identifier	Undergraduate	Contact Hours
--------------	--------------------	---------------	---------------

Report 5

Report 5

Report 5

UNIVERSITY OF PITTSBURGH
Full-Time Faculty Workweeks
Fall Term, 2021

009 Engineering

Faculty Rank	Faculty Identifier	Undergraduate	Contact Hours
--------------	--------------------	---------------	---------------

Report 5

UNIVERSITY OF PITTSBURGH Full-Time Faculty Workweeks Fall Term, 2021

009 Engineering

Faculty Rank	Faculty Identifier	Contact Hours		Total	Preparation Hours	Research Hours	Other	Total Weekly Hours
		Undergraduate	Graduate					
	4281				14	30	8	52
	4290							

Report 5

UNIVERSITY OF PITTSBURGH Full-Time Faculty Workweeks Fall Term, 2021

010 Foreign Languages, Literatures, and Linguistics

Faculty Rank	Faculty Identifier	Contact Hours			Preparation Hours	Research Hours	Other	Total Weekly Hours	
		Undergraduate	Graduate	Total					
Professor	6210	40	3	7	2	20	30	59	
	1227	6	2	8	18	30	7	63	
	1721	6	3	9	20	35	27	75	
	18	1913	9	55	55	18	25	55	64
	2085	6		6	2	28	30	68	53
	2087	3	7	10	16	20	6	52	
	2682	35	2	6	17	17	10	57	
	371	9	4	13	19	20	10	62	
	486		45	4	22	18	9	53	
	536		3	3	5	25	20	53	
	588	62		12	22	25	62	67	
	919	3	1	4	18	16			

Report 5

UNIVERSITY OF PITTSBURGH Full-Time Faculty Workweeks Fall Term, 2021

010 Foreign Languages, Literatures, and Linguistics

Faculty Rank	Faculty Identifier	Contact Hours			Preparation Hours	Research Hours		
		Undergraduate	Graduate	Total				
	434	6	4	10	23	18		
	829	7		7	20	8		
	903	6		6	12	16		
Assistant Professor		10		10		25		
	3306		1	1	21	12		
		9	2	11	17	12		
	3517				19	16		
	3593	3	3	6	14	20		
	3894	6		6	17	24		
	4177	3	4	7	3	25		
	4214	6		6	15	20		
	4243	5	3	8	18	20		
Instructor	1328	14		14	7	14		
				30	15	6	2	48
	1363				28	6	6	

6

Report 5

UNIVERSITY OF PITTSBURGH Full-Time Faculty Workweeks Fall Term, 2021

010 Foreign Languages, Literatures, and Linguistics

Faculty Rank	Faculty Identifier	Contact Hours		Total	Preparation Hours	Research Hours
		Undergraduate	Graduate			

Report 5

UNIVERSITY OF PITTSBURGH
 Full-Time Faculty Workweeks
 Fall Term, 2021

010 Foreign Languages, Literatures, and Linguistics

Faculty Rank	Faculty Identifier	Contact Hours			Preparation Hours	Research Hours	Other	Total Weekly Hours
		Undergraduate	Graduate	Total				
	4076	25		25	30	15	8	78
	4084	6		6	30	6	2	44
	4234	6		6	21	4	20	51
On Leave	4180							
TOTAL CIP	100	956	112	1,068	1,999	1,173	927	5,167

Report 5

UNIVERSITY OF PITTSBURGH
Full-Time Faculty Workweeks
Fall Term, 2021

011 Health Professions and Related Clinical Sciences011 Health Profess and Related Clinical Sci19 Do Q 69 Healated Clinic37 12 Tf [(011 H

Report 5

UNIVERSITY OF PITTSBURGH Full-Time Faculty Workweeks Fall Term, 2021

011 Health Professions and Related Clinical Sciences

Faculty Rank	Faculty Identifier	Contact Hours			Preparation Hours	Research Hours	Other	Total Weekly Hours
		Undergraduate	Graduate	Total				
	2062		3	3	17	22	6	48
	209		8	8		28	6	42
	2118	9		9	9	4	20	42
	2145		4	4	13	29	9	55
	2233	3	11	14	10	21	12	57
	2284		11	11	7	16	8	42
	2301		3	3	20	38	10	71
	231		8	8	52	5	5	70
	237		3	3	8	21	11	43
	244		2	2	7	38	3	50
	245		7	7	5	30	10	52
	2480		2	2	4	38	5	49
	25		4	4	5	26	6	41
	2587				4	32	4	40
	264		14	14	2	30	10	56
	2686		1	1	5	40	5	51
	275				12	40	12	64
	280	7		7	20	12	5	44
	284		8	8		36	1	45
	2934		8	8	4	50	6	68
	3021		4	4	11	25	10	50
	3023				2	45	5	52
	310		4	4	10	17	10	41
	3173		1	1	10	32	6	49
	3212		9	9	26	10	10	55
	323		2	2	5	32	4	43
	34		10	10	4	8	35	57
	3400	1	11	12	18	16	8	54
	3456				8	32	6	46
	3492		2	2	1	24	15	42
	362		2	2	18	20	12	52
	3772		5	5	16	19	9	49

Report 5

UNIVERSITY OF PITTSBURGH

Report 5

UNIVERSITY OF PITTSBURGH
Full-Time Faculty Workweeks
Fall Term, 2021

011 Health Professions and Related Clinical Sciences

Report 5

UNIVERSITY OF PITTSBURGH Full-Time Faculty Workweeks Fall Term, 2021

011 Health Professions and Related Clinical Sciences

Faculty Rank	Faculty Identifier	Contact Hours			Preparation Hours	Research Hours	Other	Total Weekly Hours
		Undergraduate	Graduate	Total				
	128		5	5		35	2	42
	1304		7	7	15	5	26	53
	1314		7	7	10	40	5	62
	1393		1	1	18	35	6	60
	1411		10	10	8	35	7	60
	148		1	1		28	20	49
	149	3		3	10	5	25	43
	1574		7	7	14	10	20	51
	1645	10	1	11	20	20	30	81
	1679		8	8	10	21	3	42
	1775	19		19	24	10	20	73
	1809		6	6	11	28	10	55
	183		12	12	25	30	18	85
	1834		3	3	19	2	44	68
	1835				8	20	24	52
	1871				1	36	4	41
	1970		5	5	2	20	12	39
	1999		6	6	15	36	10	67
	2010		2	2	16	5	22	45
	2046		9	9	14	8	15	46
	205		3	3	10	30	2	45
	2103		7	7	9	40	4	60
	2126	7		7	10	30	10	57
	2146		3	3	12	24	11	50
	2161		4	4	12	12	12	40
	2170		5	5		20	24	49
	2184				23	4	10	37
	2266		5	5	8	23	5	41
	2276					40		40
	2293	2	5	7	14	27	10	58
	2299		9	9	4	45	4	62
	2302		7	7	9	30	10	56

Report 5

UNIVERSITY OF PITTSBURGH
Full-Time Faculty Workweeks
Fall Term, 2021

011 Health Professions and Related Clinical Sciences

Report 5

UNIVERSITY OF PITTSBURGH Full-Time Faculty Workweeks Fall Term, 2021

Med Clinical Sciences

Faculty Identifier	Contact Hours			Preparation Hours	Research Hours	Other	Total Weekly Hours
	Undergraduate	Graduate	Total				
2932		10	10	20	8	15	53
2943		3	3	7	28	2	40
2957		8	8	1	40	10	59
2966		6	6	25	50	7	88
2991	6	22	28	9	10	10	57
3008	2	3	5	17	22	12	56

Report 5

UNIVERSITY OF PITTSBURGH Full-Time Faculty Workweeks Fall Term, 2021

011 Health Professions and Related Clinical Sciences

Faculty Rank	Faculty Identifier	Contact Hours			Preparation Hours	Research Hours	Other	Total Weekly Hours
		Undergraduate	Graduate	Total				
	3641		3	3	4	36	5	48
	3793		5	5		10	33	48
	3809		7	7	18	12	7	44
	3900		8	8	10	19	25	62
	3919				6	45	5	56
	3927		4	4	11	35	10	60
	3944	2		2	25	15	10	52
	4051		6	6	16	8	16	46
	4156						40	40
	4249		5	5	22	16	14	57
	4271				15	40	10	65
	4282		6	6	11	19	12	48
	429		15	15	12	10	30	67
	43		8	8		40	2	50
	4318				11	19	12	42
	433		1	1	24	15	12	52
	4334				30	5	5	40
	4340				16	19	17	52
	4344		7	7	19	20	8	54
	4359		1	1	10	30	6	47
	44		9	9	5	14	20	48
	4406	1		1	18	10	8	37
	446	1		1	5	10	25	41
	447		11	11		48	4	63
	453		4	4	27	4	6	41
	454		11	11	6	32	8	57
	489		6	6	26		8	40
	513		4	4	29	4	6	43
	516				3	15	40	58
	736		14	14	8	16	2	40
	738		10	10	16	8	8	42
	741	1	2	3	12	20	35	70

Report 5

UNIVERSITY OF PITTSBURGH
Full-Time Faculty Workweeks
Fall Term, 2021

011 Health Professions and Related Clinical Sciences

Faculty Rank	Faculty	Contact Hours
--------------	---------	---------------

Report 5

UNIVERSITY OF PITTSBURGH
Full-Time Faculty Workweeks
Fall Term, 2021

Report 5

UNIVERSITY OF PITTSBURGH Full-Time Faculty Workweeks Fall Term, 2021

011 Health Professions and Related Clinical Sciences

Faculty Rank	Faculty Identifier	Contact Hours			Preparation Hours	Research Hours	Other	Total Weekly Hours
		Undergraduate	Graduate	Total				
	2977	31		31	2	8	2	43
	3035		12	12	21	7	8	48
	3044		2	2	8	50	5	65
	3137				8	35	5	48
	3152					40	2	42
	3155	26		26	6	8	8	48
	3156		10	10	3	40	5	58
	3157		17	17	8	12	4	41
	3158		9	9	12	10	11	42
	3160		1	1	3	40	6	50
	3169		8	8	6	35	5	54
	3179		3	3	9	23	15	50
	3181	4	3	7	33	15	10	65
	3182		5	5	30	6	5	46
	3187		11	11		27	3	41
	3211				26	5	15	46
	3215	2		2	11	27	9	49
	3253		10	10	3	42	6	61
	3254	3		3	17	25	14	59
	3269	3	3	6	14	24	8	52
	3277		18	18	18	20	4	60
	3296		6	6	19	5	15	45
	330	7	3	10	20		10	40
	3305		3	3	8	31	4	46
	3307	8		8	30	3	5	46
	3308	3	4	7	30	1	2	40
	3310	15		15	17	12	8	52
	3314		9	9	1	29	1	40
	3323		2	2	15	20	8	45
	3326				16	28	12	56
	3328				8	40	6	54

Report 5

Report 5

UNIVERSITY OF PITTSBURGH
Full-Time Faculty Workweeks
Fall Term, 2021

011 Health Professions and Related Clinical Sciences

Faculty Rank	Faculty Identifier	Contact Hours			Preparation Hours	Research Hours	Other	Total Weekly Hours
		Undergraduate	Graduate	Total				
	3640		3	3	14	35	10	62
	3645	3	2	5	12	40	8	65
	3682		1	1	2	32	5	40
	3688		6	6	16	19	7	48
	3699	27		27	10	2	1	40
	3729		3	3	12	26	5	46
	3730		8	8		38	2	48
	3741		4	4	11	20	15	50
	3748	2	2	4	32	1	6	43
	3752				10	5	25	40
	3753					35	5	40
	3758		5	5		25	20	

Report 5

UNIVERSITY OF PITTSBURGH

Report 5

UNIVERSITY OF PITTSBURGH
Full-Time Faculty Workweeks
Fall Term, 2021

Report 5

Report 5

UNIVERSITY OF PITTSBURGH Full-Time Faculty Workweeks Fall Term, 2021

011 Health Professions and Related Clinical Sciences

Faculty Rank	Faculty Identifier	Contact Hours		Total	Preparation Hours	Research Hours
		Undergraduate	Graduate			

Report 5

UNIVERSITY OF PITTSBURGH Full-Time Faculty Workweeks Fall Term, 2021

014 Legal Professions and Studies

Faculty Rank	Faculty Identifier	Contact Hours			Preparation Hours	Research Hours	Other	Total Weekly Hours
		Undergraduate	Graduate	Total				
Professor	1153		6	6	15	20	25	66
	1247		6	6	19	10	100	100
	1528		8	8	43	25	12	88
	1599	1599	7	7	10	10	10	37
	1602		5	5	23	15	10	53
	1727		6	6	15	8	20	49
	2030		7	7	2	35	3	47
	2219		4	4	6	30	2	45
	2288		6	6	21	17	10	54
	3024		15	15	33	8	5	61
	3097		1	1	29	15	5	50
	399		25	25	14	25	5	69
	4088		3	3	15	15	15	48
	4110		25	25	22	18	11	76
	4341		6	6	21	16	12	55
	751		8	8	10	18	22	58
Associate Professor	1177		1	1	24	10	8	43
	2559		6	6	12	20	3	41
	3421		2	2	29	2	7	40
				1				

Report 5

UNIVERSITY OF PITTSBURGH Full-Time Faculty Workweeks Fall Term, 2021

014 Legal Professions and Studies

Faculty Rank	Faculty Identifier	Contact Hours			Preparation Hours	Research Hours	Other	Total Weekly Hours
		Undergraduate	Graduate	Total				
	1779					38	38	
	1787				3	6	40	
	2295					1	38	
	3624					6	38	
On Leave	3220							
	723							
TOTAL CIP	38	0	198	198	649	533	474	1,854

Report 5

Report 5

UNIVERSITY OF PITTSBURGH Full-Time Faculty Workweeks Fall Term, 2021

015 English Language and Literature/Letters

Faculty Rank	Faculty Identifier	Contact Hours			Total	Preparation Hours	Research Hours	Other	Total Weekly Hours
		Undergraduate	Graduate						
	2513								

Report 5

UNIVERSITY OF PITTSBURGH Full-Time Faculty Workweeks Fall Term, 2021

015 English Language and Literature/Letters

Contact Hours

Faculty Rank

Faculty
Total Rank 0.271 rg217.452Tentifierrg223.6 -174.102734 Td/R13 10 Tf6493.1 -74t Hours

Report 5

UNIVERSITY OF PITTSBURGH Full-Time Faculty Workweeks Fall Term, 2021

015 English Language and Literature/Letters

Faculty Rank	Faculty Identifier	Contact Hours			Preparation Hours	Research Hours	Other	Total Weekly Hours
		Undergraduate	Graduate	Total				
	3564	19		19	11		10	40
	3663	9		9	36	2	1	48
	3815	6		6	20	4	10	40
	3862	9		9	17	22	15	63
	3952	6		6	20	17	13	56
	3959	11		11	1	40	5	57
	3960	6		6	33		1	40
	3963	9		9	33	8	1	51
	3965	12		12	4	4	40	60
	3966	4		4	30	2	3	39
	3973	7		7	20	17	13	57
	4003	12		12	17	10	10	49
	4009	24		24	12	6	1	43
	4017	9		9	20	5	5	39
	4060	12		12	22	2	4	40
	4120	3		3	20	20	10	53
	4154	7		7	20	7	10	44
	4244	18		18	18	16	13	65
	4401	12		12	17	15	12	56
	760	16		16	14	10	2	42
Research Assoc./Asst.	3734					40		40
On Leave	1592							
	2216							
	2232							
	2747							
	3245efBT0 JTJET0.867 0.8rrg261.1 -462.55 74.25 -11.5 ref0.867 0.867 0.867878.1 -439.soc./Asst.							

Report 5

Report 5

UNIVERSITY OF PITTSBURGH Full-Time Faculty Workweeks Fall Term, 2021

017 Library Science

Faculty Rank	Faculty Identifier	Contact Hours			Preparation Hours	Research Hours	Other	Total Weekly Hours
		Undergraduate	Graduate	Total				
	4123					38	3	41
	4124					37	3	40
	4129				5	5	30	40
	4131						40	40
	4132				8	35	2	45
	4139				3	35	2	40
	4144	1		1	3	32	2	38
	4149				4	28	3	35
	4151				2	35	3	40
	4152					35	3	38
	4157				10	10	20	40
	4161				9	4	28	41
	4162				6	15	17	38
	4167				26	12	2	40
	4169				5	18	15	38
	4196				10	15	15	40
	4197					38	2	40
	4254					35	4	39
	432				15	20	5	40
	440					55	1	56
	492				38	10	10	58
	510					38	2	40
	529					38		38
	639					40		40
	905					37	3	40
	938				4	24	12	40
	989					38		38

Report 5

UNIVERSITY OF PITTSBURGH
Full-Time Faculty Workweeks
Fall Term, 2021

018 Biological and Biomedical Sciences

Faculty Rank	Faculty Identifier	Contact Hours			Preparation Hours	Research Hours	Other	Total Weekly Hours
		Undergraduate	Graduate	Total				
Professor	169	4		4	4	30	30	68
	190				10	30	10	50
	234	8		8	20	20	10	58
	2742	3		3	14	31	10	58
	287	3	4	7	13	20	17	57
	2996	3	1	4	4	30	8	46
	3388	4	2	6	2	20	12	40
	505		1	1	1	50	8	60
	506	6	8	14	30	10	20	74
	540		1	1	8	41	9	59
	57	2	2	4		12	52	68
	60	2	5	7	6	35	4	52
	643	3	4	7	5	35	8	55
	652	4	3	7	9	20	15	51
	793	4	5	9	27	20	10	66
Associate Professor	1007	1	4	5	8	40	5	58
	1383	7		7	24	6	3	40
	1747	5	4	9	6	25	3	43
	1790	3	2	5	8	35	4	52
	2235	4	2	6	6	42	3	57
	2261	6		6	14	2	20	42
	2397	3	2	5	13	30	5	53
	2464	12		12	25	15	5	57
	2564		2	2	8	45	10	65
	2652	10		10	30	10	15	65
	2674					45	2	47
	2832	13		13	24	5	6	48
	2922	10		10	40	15	8	73
	3001	3	5	8	10	40	2	60
	3135	19		19	25	2	12	58
	3282	2	2	4	11	30	9	54
	3300	12		12	30	10	4	56

Report 5

UNIVERSITY OF PITTSBURGH Full-Time Faculty Workweeks Fall Term, 2021

018 Biological and Biomedical Sciences

Faculty Rank	Faculty Identifier	Contact Hours			Preparation Hours	Research Hours	Other	Total Weekly Hours
		Undergraduate	Graduate	Total				
	3317				12	38	10	60
	39	6		6	40	1	8	55
	3922	4	4	8	17	20	5	50
	597	14	4	18	6	23	5	52
	917	23		23	13	1	6	43
	921	20		20	30	2	4	56
	926	20	4	24	3	30	5	62
	927		3	3	2	50	25	80
	982	9		9	29	20	5	63
Assistant Professor	1595					40	1	41
	2268	3	1	4	8	37	3	52
	2687				10	34		44
	2918	19		19	15	15	5	54
	3116	9		9	33	18	35	95
	3201					40	2	42
	3454	3		3	6	32	4	45
	3460	3	2	5	11	26	8	50
	3494					45	10	55
	3598	2	2	4	10	28	4	46
	3618	2	2	4	11	48	3	66
	3667	2	2	4	14	24	6	48
	3716				13	32	9	54
	3743		2	2	8	30	10	50
	3757	4	2	6	10	33	9	58
	3802	6	2	8		45	1	54
	3823	2	2	4	1	47	1	53
	3892	3		3	15	35	1	54
	3901	1	2	3	17	30	1	51
	4006	3		3	20	25	12	60
	4014				2	40	8	50
	4125	3	2	5	14	25	8	52
	4165				13	32	8	53

Report 5

Report 5

Report 5

UNIVERSITY OF PITTSBURGH
Full-Time Faculty Workweeks
Fall Term, 2021

018 Biological and Biomedical Sciences

Report 5

UNIVERSITY OF PITTSBURGH
Full-Time Faculty Workweeks
Fall Term, 2021

018 Biological and Biomedical Sciences

Faculty Rank	Faculty Identifier	Contact Hours			Preparation Hours	Research Hours	Other	Total Weekly Hours
		Undergraduate	Graduate	Total				
	4296				17	24	7	48
	4329				10	40	5	55
	4355				17	29	9	55
	4404				17	29	9	55
	4407					36	9	45
On Leave	1240							
TOTAL CIP	134	870	105	975	2,310	2,793	939	7,017

Report 5

Report 5

Report 5

UNIVERSITY OF PITTSBURGH
Full-Time Faculty Workweeks
Fall Term, 2021

019 Mathematics and Statistics

Report 5

UNIVERSITY OF PITTSBURGH
Full-Time Faculty Workweeks

Report 5

UNIVERSITY OF PITTSBURGH
Full-Time Faculty Workweeks
Fall Term, 2021

021 Multi/Interdisciplinary Studies

Faculty Rank	Faculty Identifier	Contact Hours			Preparation Hours	Research Hours	Other	Total Weekly Hours
		Undergraduate	Graduate	Total				
	2928	22		22	24	3	6	55
	3117	15		15	17	12	2	46
	3423	18		18	21	4	6	49
	3989	16		16	26	4	4	50
	3993	12		12	28	2		42
	4145	15		15	18	18	2	53
	4339					20	20	40
Instructor	4043	10		10	14	2	10	36
	4238	12		12	18	13	5	48
Research Assoc./Asst.	2775	6		6		30	5	41
	4231					40	40	80
TOTAL CIP	43	218	23	241	534	917	657	2,349

Report 5

UNIVERSITY OF PITTSBURGH
Faculty Workweeks
2021

	Instruction Hours	Research Hours	Other	Total Weekly Hours
		52	3	65
		25	10	66
		10	2	63
			5	63
			10	60
				80
				47
Assistant				
Lecturer				
	4204			
TOTAL CIP	30			

Report 5

UNIVERSITY OF PITTSBURGH Full-Time Faculty Workweeks Fall Term, 2021

025 Physical Sciences

Faculty Rank	Faculty Identifier	Contact Hours			Preparation Hours	Research Hours	Other	Total Weekly Hours
		Undergraduate	Graduate	Total				
Professor	1017	4	2	6	18	35	6	65
	1042		4	4			7	64
	1071						25	56
	1085	3	2	5			10	69
	1104		3	3			9	57
	145		8	8	48	10	6	72
	1486	18	1	19	20		1	40
	1620	18		18	29	3	4	54
	166	6	1	7	15	40	1	64
	1941		3	3	7	12	25	47
	1977	6		6	10	24	4	44
	20				12	35	4	51
	2068		3	3		50	10	64
	2226		4	4			10	47
	2246	3		3			4	70
	2383	5		5	7		8	50
	259	9		9	12	2	4	45
	2622	3		3	4	40	10	57
	2730		5	5	21	21	5	72
	2744		4	4	11	31		57
	2839		3	3	15	25		53
	2904				8	40		56
	2971		3	3	4	20		52
	3066	2		2	20	35		67
	344		2	2	15	32		54
	3925	10	7	17	7	20		49
	465	7		7	16	29		61
	548		1	1	1	62		69
	565	11		11	13	32	8	64
	604	6		6	10	45	15	76
	605	6		6	18		10	40
	71		2	2			20	22

Report 5

UNIVERSITY OF PITTSBURGH Full-Time Faculty Workweeks Fall Term, 2021

025 Physical Sciences

Faculty Rank	Faculty Identifier	Contact Hours			Total	Preparation Hours	Research Hours	Other	Total Weekly Hours
		Undergraduate	Graduate						
	765		765						

Report 5

Report 5

UNIVERSITY OF PITTSBURGH
Full-Time Faculty Workweeks
Fall Term, 2021

025 Physical Sciences

Report 5

UNIVERSITY OF PITTSBURGH Full-Time Faculty Workweeks Fall Term, 2021

025 Physical Sciences

Faculty Rank	Faculty Identifier	Contact Hours		Total
		Undergraduate	Graduate	

Report 5

UNIVERSITY OF PITTSBURGH Full-Time Faculty Workweeks Fall Term, 2021

026 Psychology

Faculty Rank	Faculty Identifier	Contact Hours			Preparation Hours	Research Hours	Other	Total Weekly Hours
		Undergraduate	Graduate	Total				
Professor	1004	16		16	7	20	5	48
	1155			3	23	28	7	61
	1279			5	6	50	8	69
	1463		10	12	17	20	10	59
	1745	2	3	5	8	12	14	39
	175			2	1	45	12	
	1769	3		3	27	35	15	80
	1950				20	30	20	70
	2024				12	25	10	47
	2358	3		3	7	50	8	68
	286	16		16	50	16	4	51
	2873	2		2	18	25	10	
	2944	3		3	10	40	10	63
	316		1	1	11	25	10	47
	3450	3	3	6	4	22	10	43

Report 5

UNIVERSITY OF PITTSBURGH
Full-Time Faculty Workweeks
Fall Term, 2021

026 Psychology

Report 5

UNIVERSITY OF PITTSBURGH
Full-Time Faculty Workweeks
Fall Term, 2021

026 Psychology

Contact Hours

Faculty Rank

Report 5

UNIVERSITY OF PITTSBURGH
Full-Time Faculty Workweeks
Fall Term, 2021

027 Security & Protective Srvcs/Public Administration & Srvcs

Faculty Rank	Faculty Identifier	Contact Hours		Total	Preparation
		Undergraduate	Graduate		

Report 5

UNIVERSITY OF PITTSBURGH Full-Time Faculty Workweeks Fall Term, 2021

027 Security & Protective Srvcs/Public Administration & Srvcs

Faculty Rank	Faculty Identifier	Contact Hours			Preparation Hours	Research Hours	Other	Total Weekly Hours
		Undergraduate	Graduate	Total				
	4019		12	12	29	10	5	56
			20	20	35	2		

Report 5

UNIVERSITY OF PITTSBURGH Full-Time Faculty Workweeks Fall Term, 2021

028 Social Sciences and History

Faculty Rank	Faculty Identifier	Contact Hours		Total	Preparation Hours	Research Hours	Other	ty Graduate
		Undergraduate	Graduate					

Report 5

UNIVERSITY OF PITTSBURGH Full-Time Faculty Workweeks Fall Term, 2021

028 Social Sciences and History

Faculty Rank	Faculty Identifier	Contact Hours			Preparation Hours	Research Hours	Other	Total Weekly Hours
		Undergraduate	Graduate	Total				
	523	15		15		2	33	50

Report 5

UNIVERSITY OF PITTSBURGH
Full-Time Faculty Workweeks
Fall Term, 2010

68 Sciences and History

Faculty Identifier	Contact Hours				Other	Total Weekly Hours
	Undergraduate	Graduate	Production	Research		
2871	3	6	25	7	58	
2884	6	6	25	4	48	
2953	9	1	20	10	55	
2973	5	6	10	10	51	
3101	2	6	20	20	66	

Report 5

UNIVERSITY OF PITTSBURGH Full-Time Faculty Workweeks Fall Term, 2021

028 Social Sciences and History

Faculty Rank	Faculty Identifier	Contact Hours	
		Undergraduate	Graduate

Report 5

UNIVERSITY OF PITTSBURGH Full-Time Faculty Workweeks Fall Term, 2021

028 Social Sciences and History

Faculty Rank	Faculty Identifier	Contact Hours			Preparation Hours	Research Hours	Other	Total Weekly Hours
		Undergraduate	Graduate	Total				
	3151	35		35	13	30	10	88
	3505	14		14	42	3	4	63
	3537	3		3	40	3	4	50
	3574	8	3	11	43	3	3	60
	3657	11		11	21	5	3	40
	3707	10		10	25	13	8	56
	3717	8		8	18	23	25	74
	3820	9		9	45			

Report 5

UNIVERSITY OF PITTSBURGH Full-Time Faculty Workweeks Fall Term, 2021

030 Visual and Performing Arts

Faculty Rank	Faculty Identifier	Contact Hours		Total	Preparation Hours	Rel8nUrch
		Undergraduate	Graduate			

Report 5

UNIVERSITY OF PITTSBURGH Full-Time Faculty Workweeks Fall Term, 2021

*** UNIVERSITY TOTALS ***

Faculty Rank	Faculty Identifier	Contact Hours			Preparation Hours	Research Hours	Other	Total Weekly Hours
		Undergraduate	Graduate	Total				
GRAND TOTAL	2,175	10,254	5,075	15,329	32,487	44,283	21,178	113,277

This page intentionally left blank

UNIVERSITY OF PITTSBURGH



Report 5

Full-Time Faculty Workweeks

Spring Term, 2022

Report 5

UNIVERSITY OF PITTSBURGH Full-Time Faculty Workweeks Spring Term, 2022

004 Business

Faculty Rank	Faculty Identifier	Contact Hours			Preparation Hours	Research Hours	Other	Total Weekly Hours
		Undergraduate	Graduate	Total				
	3127	16		16	33	5	5	59
	3231		2	2	8	30	5	45
	3237	3	6	9	20	10	30	69
	3352		8	8	24	20	3	55
	3383	2	7	9	40	2	2	53
	3416	6	6	12	60	10	5	87
	3525	6	2	8	30	20	1	59
	3554		2	2	1	37	10	50
	3560	9	7	16	22	40	10	88
	3607	6	7	13	30	22	2	67
	3646	9		9	19	21	9	58
	3653	12		12	25	30	5	72
	3664				10	56	4	70
	3704	18		18	20	4	9	51
	3711	9		9	18	10	8	45
	3721					55	5	60
	3822		3	3	19	21	9	52
	3852				5	50	5	60
	3858	15	2	17	34	10		61
	3869				19	60	9	88
	3870	7		7	19	25	5	56
	3967				1	40	10	51
	3984					48	10	58
	4002				17	22	11	50
	4004		7	7	17	22	10	56
	4036	6		6	30	10	1	47
	4050	9	4	13	18	22	10	63
	4218				19	22	10	51
	4223		2	2	16	8	40	66
	4235		3	3	19	22	10	54
	4256	9		9	30	12	6	57
	4387	12		12	23	15	6	56

Report 5

UNIVERSITY OF PITTSBURGH Full-Time Faculty Workweeks Spring Term, 2022

004 Business

Faculty Rank	Faculty Identifier	Contact Hours			Preparation Hours	Research Hours	Other	Total Weekly Hours
		Undergraduate	Graduate	Total				
	4411	6		6	20	30	2	58
	928	14		14	13	4	12	43
Instructor	4203	12		12	30	9	9	60
	4266	16		16	25	5	4	50
TOTAL CIP	100	567	274	841				

,6474

Report 5

UNIVERSITY OF PITTSBURGH
Full-Time Faculty Workweeks
Spring Term, 2022

Report 5

UNIVERSITY OF PITTSBURGH
Full-Time Faculty Workweeks
Spring Term, 2022

Report 5

UNIVERSITY OF PITTSBURGH
Full-Time Faculty Workweeks
Spring Term, 2022

Report 5

UNIVERSITY OF PITTSBURGH Full-Time Faculty Workweeks Spring Term, 2022

008 Education

Faculty Rank	Faculty Identifier	Contact Hours			Preparation Hours	Research Hours	Other	Total Weekly Hours
		Undergraduate	Graduate	Total				
	3790		5	5	2	23	50	43
	3821		7	7	6	20	12	45
	3865	7		7	12	8	16	43
	4171				30	20		74
	4187		8	8	10	20	12	50
	499	41		41	13	1	6	61
	700		11	11	6	18	10	45
Assistant Professor	2319			18	20	15	15	68
	2606	31		31	15	8	8	62
	2764		7	7	23	11	11	52
	3279		3	3	8	30	12	53
	3370		6	6	10	25	10	
	3662		4	4	25	35	10	74
	3696		13	13	23	8	10	54
	3698		7	7	6	25	5	43
	3843	40		40	15	4	4	63
	3962		7	7	19	15	15	56
	4023	12		12	35	3	3	53
	4057		4	4	7	8	30	49
	4094	34		34	6	15	15	70
	4176		1	1	10	30	12	53
	4215		10	10	13	12	10	45
	4222	15		15	32	3	4	54
	4267		7	7	18	5	30	60
	4362		6	6	12	22	50	50
	4368			3	15	27	10	55
	4394		3	3	15	24	14	56
	4395	3	9	12	15	24		65
	4422		6	6	20	15	15	56
Instructor		15		15	29			

Report 5

UNIVERSITY OF PITTSBURGH Full-Time Faculty Workweeks Spring Term, 2022

008 Education

Faculty Rank	Faculty Identifier	Contact Hours			Preparation Hours	Research Hours	Other	Total Weekly Hours
		Undergraduate	Graduate	Total				
	1289				3	39	6	48
	144							

Report 5

Report 5

UNIVERSITY OF PITTSBURGH Full-Time Faculty Workweeks Spring Term, 2022

009 Engineering

Faculty Rank	Faculty Identifier	Contact Hours			Preparation Hours	Research Hours	Other	Total Weekly Hours
		Undergraduate	Graduate	Total				
	3100	21	9	30	16	10	8	64
	3170		3	3	15	10	15	43
	3322	7	3	10	23	32	10	75
	3372	9	25	34	26	8	8	76
	3468	10		10	13	17	20	60
	3587	7	1	8	9	25	10	52
	3601	13		13	15	31	9	68
	3603	3	9	12		10	20	42
	3674		6	6	9	30	10	55
	3764		4	4	16	35	12	67
	3768		19	19	2	15	30	66
	382		6	6	16	25	9	56
	395		1	1	14	40	5	60
	404		3	3	7	30	10	50
	4278	6	1	7	11	30	4	52
	443	2	2	4	9	15	15	43
	477		3	3	20	25	12	60
	541	18	4	22	13	20	10	65
	554	3		3	5	11	25	44
	569		1	1	19	20	5	45
	630		4	4	11	28	20	63
	658		1	1	9	20	22	52
	664		8	8	14	20	4	46
	734		6	6	6	10	20	42
	74	3		3	16	30	12	61
	772		5	5	26	20	7	58
	800		3	3	7	28	2	40
	845	3	5	8	12	42	7	69
	859		6	6	20	50	10	86
	885	3	6	9	22	25	30	86
	898		5	5	12	15	16	48
	935	15	2	17	8	20	20	65

Report 5

UNIVERSITY OF PITTSBURGH
Full-Time Faculty Workweeks
Spring Term, 2022

009 Engineering

Contact Hours

Faculty Rank

Report 5

UNIVERSITY OF PITTSBURGH Full-Time Faculty Workweeks Spring Term, 2022

009 Engineering

Faculty Rank	Faculty Identifier	Contact Hours			Preparation Hours	Research Hours	Other	Total Weekly Hours
		Undergraduate	Graduate	Total				
	3171	14		14	35	8	6	63

Report 5

UNIVERSITY OF PITTSBURGH
Full-Time Faculty Workweeks
Spring Term, 2022

009 Engineering

Report 5

UNIVERSITY OF PITTSBURGH Full-Time Faculty Workweeks Spring Term, 2022

009 Engineering

Faculty Rank	Faculty Identifier	Contact Hours			Preparation Hours	Research Hours	Other	Total Weekly Hours
		Undergraduate	Graduate	Total				
	3756	3	3	6	9	20	10	45
	3787	6	1	7	16	25	5	53
	3792	13	3	16	9	30	10	65
	3834	3	3	6	13	1	20	40
	3850	3	5	8	13	40	10	71
	3859	3	5	8	15	45	8	76
	3863	3	4	7	9	40	10	66
	3866	5		5	45		5	55
	3885		2	2	14	31	8	55
	3948	13		13	12	12	6	43
	3953	13		13	17	27	10	67
	3957	3	4	7	6	30	10	53
	3970	10	2	12	2	35	7	56
	3978	12		12	30	5	3	50
	4013	9		9	10	20	10	49
	4022	6	2	8	14	31	8	61
	4026	15		15	20	7	6	48
	4058	3	4	7	26	20	7	60
	4072	1	8	9	9	24	6	48
	4083		4	4	11	24	4	43
	4101	9	1	10	19	13	2	44
	4109		4	4	24	30	1	59
	4135	10		10	15	23	8	56
	4138		3	3	12	38	5	58
	4179	8	3	11	19	35	1	66
	4217	9	1	10	5	50	5	70
	4220	9	1	10	17	23	11	61
	4221	1	4	5	16	27	6	54
	4229	4	2	6	7	50	10	73
	4259		5	5	18	25	3	51
	4281				16	31	8	55
	4290	15		15	18	20	15	68

Report 5

UNIVERSITY OF PITTSBURGH
Full-Time Faculty Workweeks
Spring Term, 2022

Faculty Identifier	Contact Hours			Preparation Hours	Research Hours	Other	Total Weekly Hours
	Undergraduate	Graduate	Total				
4292		4	4	1	70	10	85
4297	9		9	18	15	6	48
4317				15	33	8	56
4360		5	5	16	40	10	71
4388				15	23	12	50
4398	11		11	30	2	5	48
Instructor 1342	19		19	26	1	5	51
3398	24		24	25	1	5	55
3670	21		21	7	10	7	45
4293				4	45	1	50
Research Assoc./Asst. 4128					40		40
4351					43	2	45
530					40		40
On Leave 2442							
665							
TOTAL CIP 207	1,147	552	1,699	2,873	4,856	2,123	11,551

Report 5

UNIVERSITY OF PITTSBURGH Full-Time Faculty Workweeks Spring Term, 2022

010 Foreign Languages, Literatures, and Linguistics

Faculty Rank	Faculty Identifier	Contact Hours			Preparation Hours	Research Hours	Other	Total Weekly Hours
		Undergraduate	Graduate	Total				
Assistant Professor	3263	7		7	14	25	10	56
	3306	7	1	8	19	20	15	62
	3503	11	1	12	12	15	2	41
	3517	3	4	7	22	17	12	58
	3593							

Report 5

UNIVERSITY OF PITTSBURGH
Full-Time Faculty Workweeks
Spring Term, 2022

010 Foreign Languages, Literatures, and Linguistics

Contact Hours

Faculty Rank

Report 5

UNIVERSITY OF PITTSBURGH Full-Time Faculty Workweeks Spring Term, 2022

010 Foreign Languages, Literatures, and Linguistics

Faculty Rank	Faculty Identifier	Contact Hours			Preparation Hours	Research Hours	Other	Total Weekly Hours
		Undergraduate	Graduate	Total				
	4076	19		19	25	15	22	81
	4084	6		6	35		3	44
	4234				8	5	35	48
On Leave	1162							
	1348							
	1913							
TOTAL CIP	102	995	111	1,106	1,902	1,231	1,063	5,302

Report 5

Report 5

UNIVERSITY OF PITTSBURGH Full-Time Faculty Workweeks Spring Term, 2022

011 Health Professions and Related Clinical Sciences

Faculty Rank	Faculty Identifier	Contact Hours			Total	Preparation Hours	Research Hours	Other	Total Weekly Hours
		Undergraduate	Graduate						
	2062				12	26	8	46	

Report 5

UNIVERSITY OF PITTSBURGH Full-Time Faculty Workweeks Spring Term, 2022

011 Health Professions and Related Clinical Sciences

Faculty Rank	Faculty Identifier	Contact Hours			Preparation Hours	Research Hours	Other	Total Weekly Hours
		Undergraduate	Graduate	Total				
	3781		4	4	10	35	8	57
	3871		7	7	29	20	9	65
	3913		5	5	4	30	20	59
	3934		2	2	27	38	10	47
	3979					45	2	47
	4087		1	1	6	43	6	56
	41	1		1	2	30	20	53
	413		10	10	38	3	30	50
	4198		3	3	4	25	8	40
	4228		3	3	18	20	16	57
	4264				8	24	24	56
	428		5	5	9	25	4	53
	4294	4		4	18	18	9	49
	4300		9	9	25	7	3	44
	4306		2	2	45	20	20	57
	4409		3	3	25	25	16	69
	4417		3	3	13	16	16	48
	4436				23	7	13	43
	460		11	11	7	20	2	40
	466						899	
	469		10	10	6	24	2	42
	491							
	496	4	2	6	8	24	8	

Report 5

Report 5

UNIVERSITY OF PITTSBURGH
Full-Time Faculty Workweeks
Spring Term, 2022

Report 5

UNIVERSITY OF PITTSBURGH

Report 5

UNIVERSITY OF PITTSBURGH Full-Time Faculty Workweeks Spring Term, 2022

011 Health Professions and Related Clinical Sciences

Faculty Rank	Faculty Identifier	Contact Hours			Preparation Hours	Research Hours	Other	Total Weekly Hours
		Undergraduate	Graduate	Total				
	2878	2	3	5	2	30	20	57
	2900		6	6	10	2	25	43
	2926	10		10	17	17	15	59
	2932		13	13	8	15	14	50
	2943		13	13	25	5	1	44
	2957		9	9		33	10	52
	2991	6	18	24	12	5	10	51
	2999		6	6	11	18	8	43
	3008				12	45	12	69
	3020		5	5	3	26	8	42
	303		4	4	1	1	34	40
	3049	2	5	7	1	32	4	44
	3062	16		16	20	5	10	51
	3113				8	27	7	42
	3119				7	35	3	45
	3122		2	2	2	30	8	42
	3183		21	21	15	8	11	55
	3184		12	12	34	5	10	61
	3188		1	1	1	40	7	49
	3205	3	3	6	14	20	6	46
	3225		1	1	6	30	4	41
	3232	3	3	6	2	25	13	46
	3235		5	5	2	25	8	40
	3242	1	3	4	17	14	5	40
	3246		5	5	11	30	20	66
	3318				2	46	5	53
	3325		6	6	9	35	5	55
	3349		6	6	15	8	12	41
	3377		9	9	3	24	4	40
	3415		6	6		30	10	46
	3422		3	3	22	25	5	55
	3451		4	4		45	1	50

Report 5

UNIVERSITY OF PITTSBURGH
Full-Time Faculty Workweeks
Spring Term, 2022

011 Health Professions and Related Clinical Sciences

Contact Hours

Faculty Rank

Report 5

UNIVERSITY OF PITTSBURGH
Full-Time Faculty Workweeks
Spring Term, 2022

011 Health Professions and Related Clinical Sciences

Report 5

UNIVERSITY OF PITTSBURGH
Full-Time Faculty Workweeks
Spring Term, 2022

Report 5

UNIVERSITY OF PITTSBURGH
Full-Time Faculty Workweeks
Spring Term, 2022

Report 5

UNIVERSITY OF PITTSBURGH Full-Time Faculty Workweeks Spring Term, 2022

011 Health Professions and Related Clinical Sciences

Faculty Rank	Faculty Identifier	Contact Hours			Total	Preparation Hours	Research Hours	Other	Total Weekly
		Undergraduate	Graduate						

Report 5

UNIVERSITY OF PITTSBURGH Full-Time Faculty Workweeks Spring Term, 2022

011 Health Professions and Related Clinical Sciences

Faculty Rank	Faculty Identifier	Contact Hours			Preparation Hours	Research Hours	Other	Total Weekly Hours
		Undergraduate	Graduate	Total				
	3730		8	8		36	2	46
	3741		2	2	10	24	15	51
	3748	3	9	12	32	1	1	46
	3752		1	1	16	4	20	41
	3753					35	5	40
	3758	3	6	9	17	20	20	66
	3760		6	6	27	10	8	51
	3761				4	36	4	44
	3767		8	8	2	35	7	52
	3769				11	21	8	40
	3771		1	1		34	8	43
	3774		3	3	6	45	6	60
	3775		5	5	16	28	4	53
	3776		5	5	27	10	30	72

Report 5

UNIVERSITY OF PITTSBURGH
Full-Time Faculty Workweeks
Spring Term, 2022

011 Health Professions and Related Clinical Sciences

Contact Hours

Report 5

UNIVERSITY OF PITTSBURGH
Full-Time Faculty Workweeks
Spring Term, 2022

011 Health Professions and RelatS4.3 -140.113281 Td/R17 12 TH .333 r5inical Science573828 Tdq45.8 Hea9.8 142.55 -12ull-reWnq9013 1

Report 5

UNIVERSITY OF PITTSBURGH
Full-Time Faculty Workweeks

Report 5

UNIVERSITY OF PITTSBURGH Full-Time Faculty Workweeks Spring Term, 2022

011 Health Professions and Related Clinical Sciences


Faculty Rank	Faculty Identifier	Contact Hours			Preparation Hours	Research Hours	Other	Total Weekly Hours
		Undergraduate	Graduate	Total				
	3010		3	3	13	21	8	45
	3039	9		9	25	6	10	50
	3040	23		23	25	6	14	68
	3078	3	7	10	13	12	10	45
	3163	10	1	11	17	11	9	48
	3176	2	3	5	23	11	8	47
	3191	27		27	30		2	59
	3463	4		4	24	4	6	38
	3608	10		10	25	5	10	50
	3754		5	5	30	5	5	45
	3878	15		15	4	10	14	43
	3908		4	4	7	31		42
	3937	14		14	21	7	9	51
	3990	8		8	12	14	6	40
	4122		4	4	12	24	4	44
	4166				8		40	48
	4172	14		14	22	7	8	51
	4219		1	1	8	46	5	60
	4332		5	5	13	16	16	50
	4363		5	5	30	1	8	44
	4378				7	38	7	52
	4379		6	6	13	26	10	55
	4408	3	5	8	12	18	8	46
	4413	8	6	14	17	20	3	54
	4434	2	3	5	17	20	10	52
Research Assoc./Asst.	3189					40		40
	3678				7	26	7	40
	985					39	1	40

Report 5

UNIVERSITY OF PITTSBURGH

Report 5

UNIVERSITY OF PITTSBURGH



Report 5

UNIVERSITY OF PITTSBURGH
Full-Time Faculty Workweeks
Spring Term, 2022

015 English Language and Literature/Letters

Contact Hours

Faculty Rank

Total Weekly
Hours

50

55

55

51

62

89

59

65

48

40

41

49

61

59

78

85

47

64

55

49

49

66

53

67

88

55

50

47

47

52

58

51

Report 5

Report 5

UNIVERSITY OF PITTSBURGH
Full-Time Faculty Workweeks
Spring Term, 2022

Report 5

UNIVERSITY OF PITTSBURGH

Report 5

UNIVERSITY OF PITTSBURGH
Full-Time Faculty Workweeks
Spring Term, 2022

017 Library Science

Report 5

UNIVERSITY OF PITTSBURGH Full-Time Faculty Workweeks Spring Term, 2022

018 Biological and Biomedical Sciences

Faculty Rank	Faculty Identifier	Contact Hours	
		Undergraduate	Graduate

Report 5

UNIVERSITY OF PITTSBURGH Full-Time Faculty Workweeks Spring Term, 2022

018 Biological and Biomedical Sciences

Faculty Rank	Faculty Identifier	Contact Hours		Total	Preparation Hours	Research
		Undergraduate	Graduate			

Report 5

UNIVERSITY OF PITTSBURGH
Full-Time Faculty Workweeks
Spring Term, 2022

018 Biological and Biomedical Sciences

Report 5

UNIVERSITY OF PITTSBURGH
Full-Time Faculty Workweeks

Report 5

UNIVERSITY OF PITTSBURGH Full-Time Faculty Workweeks Spring Term, 2022

019 Mathematics and Statistics

Faculty Rank	Faculty Identifier	Contact Hours		Total	Preparation Hours	Research Hours	Other	451.8-Time Faculty Work
		Undergraduate	Graduate					

Report 5

UNIVERSITY OF PITTSBURGH
Full-Time Faculty Workweeks
Spring Term, 2022

019 Mathematics and Statistics

Faculty Rank	Faculty Identifier	Contact Hours			Preparation Hours	Research Hours	Other	Total Weekly Hours
		Undergraduate	Graduate	Total				
	3265	9		9	16	25	7	57
	3271	12		12	30	6	3	51
	3585	8		8	30		5	43
	3671	10		10	26	1	2	39
	3819	12		12	20	7	7	46
	3891	3		3	17	10	10	40
	4175	11		11	37	5	3	56
	4184	12		12	30	10		52
	4310	12		12	18	22	11	63
On Leave	1415							
	2107							
	2291							
	657							
TOTAL CIP	77	462	77	539	1,505	1,268	578	3,890

Report 5

UNIVERSITY OF PITTSBURGH Full-Time Faculty Workweeks Spring Term, 2022

021 Multi/Interdisciplinary Studies

Faculty Rank	Faculty Identifier	Contact Hours			Preparation Hours	Research Hours	Other	Total Weekly Hours
		Undergraduate	Graduate	Total				
Professor	1060					35	35	70
	1184	15	3	18	12	36	8	74
	1199		2	2	6	10	30	48
	1530				15	28	16	59
	2009					10	40	50
	2168				5	5	35	45
	22				14	40	15	69
	2309	3	1	4	14	31	14	63
	2603				3	10	85	98
	3735				20	32	15	67
	3860	3		3	15	30	12	60
	3890	3	3	6	20	25	15	66
	4108	3		3	6	30	5	44
	4276						40	40
	531				5	25	20	50
	559	1		1	1	10	40	52
	654	4	3	7	3	45	8	63
	849	6		6	20	40	10	76
	980		2	2	28	30	10	70
Associate Professor	1356	5		5	15	14	30	64
	1619				4	20	45	69
	1867	14		14	35	3	3	55
	1901	9		9	20	12	12	53
	2257					40	1	41
	2584	13		13	17	20	10	60
	2691				12	20	8	40
	2754				28	3	9	40
	2910	18		18	12	30	10	70
	430					40	1	41
	899	12		12	9	10	20	51
Assistant Professor	2381	12		12	13	11	4	40
	2928	26		26	16	10	4	56

Report 5

UNIVERSITY OF PITTSBURGH Full-Time Faculty Workweeks Spring Term, 2022

021 Multi/Interdisciplinary Studies

Faculty Rank	Faculty Identifier	Contact Hours			Preparation Hours	Research Hours	Other	Total Weekly Hours
		Undergraduate	Graduate	Total				
	3117	15		15	18	14	3	50
	3423	21		21		15	6	42
	3989	12		12	14	10	6	42
	3993	15		15	19	3	4	41
	4145	15		15	17	30	3	65
	4339							

Report 5

UNIVERSITY OF PITTSBURGH
Full-Time Faculty Workweeks
Spring Term, 2022

024 Philosophy and Religion/Theology

Faculty Rank	Faculty Identifier	Contact Hours			Preparation Hours	Research Hours	Other	Total Weekly Hours
		Undergraduate	Graduate	Total				
Professor	1628		3	3	10	40	1	54
	188	14		14	25	23	16	78
	1963	3	3	6	16	22	12	56
	2626	3	3	6	22	22	20	70
	3431				15	35	15	65
	517		3	3	30	30	15	78
	64				20	30	6	56
	674	12		12	20	13	6	51
	910		3	3	15	25	20	63
Associate Professor	1262	12		12	10	15	1	38
	1444				5	35	5	45
	2076	6		6	20	20	5	51
	2496		4	4	9	11	16	40
	2734	7		7		20	20	47
	2945	12		12	10	15	3	40
	2960		2	2		28	12	42
	3829				7	48	1	56
	4298		3	3	17	25	13	58
	4426	9		9	17	23	12	61
Assistant Professor	3354	3	3	6	25	26	13	70
	3363		3	3	15	21	20	59
	3409	6		6	20	20	8	54
	3954	6		6	22	22	10	60
	3997	6		6	25	25	10	66
	4064	3	3	6	15	26	13	60
	4305	11	3	14	10	25	6	55
Lecturer	1862	15		15	29	30	10	84
	3405	6	1	7	21	1	19	48
	3810	12		12	12	5	11	40
	4204	11		11	22	5	8	46
TOTAL CIP	30	157	37	194	484	686	327	1,691

458

Report 5

UNIVERSITY OF PITTSBURGH
Full-Time Faculty Workweeks

Report 5

UNIVERSITY OF PITTSBURGH
Full-Time Faculty Workweeks
Spring Term, 2022

Report 5

UNIVERSITY OF PITTSBURGH Full-Time Faculty Workweeks Spring Term, 2022

025 Physical Sciences

Faculty Rank	Faculty Identifier	Contact Hours			Preparation Hours	Research Hours	Other	Total Weekly Hours
		Undergraduate	Graduate	Total				
	2915		2	2	14	16	8	40
	3125	11		11	16	8	5	40
	3218	6		6	19	27	8	60
	3283	13		13	30	5	5	53
	3402	3	4	7	24	25	15	71
	3444		6	6	19	30	8	63
	3886	10	8	18	1	30	15	64
	521	8	1	9	25	23	8	65
	607	4		4	17	10	17	48
	762		4	4	1	25	10	40
	787	10	1	11	6	30	3	50
	833	12		12				

Report 5

UNIVERSITY OF PITTSBURGH Full-Time Faculty Workweeks Spring Term, 2022

025 Physical Sciences

Faculty Rank	Faculty Identifier	Contact Hours			Preparation Hours	Research Hours	Other	Total Weekly Hours
		Undergraduate	Graduate	Total				
	3540	15	3	18	27	5	6	56
	3597							

Report 5

UNIVERSITY OF PITTSBURGH
Full-Time Faculty Workweeks

Report 5

Report 5

UNIVERSITY OF PITTSBURGH Full-Time Faculty Workweeks Spring Term, 2022

027 Security & Protective Srvcs/Public Administration & Srvcs

Faculty Rank	Faculty Identifier	Contact Hours			Preparation Hours	Research Hours	Other	Total Weekly Hours
		Undergraduate	Graduate	Total				
Professor	1220		3	3	16	14	10	43
	1496		6	6	20	25	8	59
	1984		4	4	8	23	5	40
	2094	13		13	8	20	15	56
	2476				4	31	5	40
	2864		6	6	17	26	9	58
	4418					30	12	42
	475		4	4		10	35	49
	543	3	3	6	15	32	13	66
	564		9	9	16	24	6	55
	683		6	6	17	23	9	55
Associate Professor	1529		17	17	6	3	25	51
	1539		9	9	12	25	8	54
	1643		9	9	6	25	5	45
	1781		6	6	6	25	3	40
	1917	3	6	9	10	20	8	47
	1938	3	9	12	12	24	10	58
	1978				26	42	4	72
	217					30	6	36
	2505		5	5	8	10	45	68
	2655		6	6	20	20	20	66
	2749		4	4	9	20	10	43
	2782		7	7	29	20	8	64
	2852				1	44	3	48
	2972		7	7	14	40	5	66
	3052	21		21	24	10	10	65
	313		12	12	20	25	3	60
	3243				12	21	9	42
	3256				3	35	5	43
	3276	12		12	22	20	16	70
	3285		6	6	15	20	4	45
	3350		6	6	5	28	10	

02

Faculty Rank	Faculty Identifier	Undergraduate	Graduate	Total	Preparation Hours	Research Hours	Other	Total Weekly Hours
	3803		8	8	2	25	7	42
	3872		3	3	7	10	25	45
	3887		3	3	15	30	25	73
	61				11	23	5	39
	965		1	1	9	15	20	45
Assistant Professor	1117		15	15	16	14	10	55
	1839		6	6	3	20	15	44
	1895		12	12	4	26	3	45
	1896		3	3	40			43
	2269				15		35	50
	2345				10	25	15	50
	2815		18	18	16	4	8	46
	2907				40			40
	2914		6	6	15	20	15	56
	3017		3	3	4	30	5	42
	3131		6	6	18	8	8	40
	3604		6	6	16	14	10	46
	3605	15		15	27	3	3	48
	3955		9	9	15	21	9	54
	4032		9	9	11	21	9	50
	4073	4	6	10	17	9	15	51
	4099		11	11	11	21	9	52
	4246	12		12	20	19	13	64
	4251		12	12	10	31	4	57
	4365	12		12	18	17	12	59
	4376		6	6	20	15	10	51
	4385	3		3	7	33	3	46
	4389		6	6	16	14	10	46
	4410		4	4	15	14	10	43
Instructor	4327	3	18	21	20	15	10	66
Lecturer	1047	4	12	16	17	5	6	44
	3013	3	6	9	30	5	3	47

Report 5

UNIVERSITY OF PITTSBURGH
Full-Time Faculty Workweeks
Spring Term, 2022

027 Security & Protective Srvcs/Public Administration & Srvcs

Faculty Rank	Faculty Identifier	Contact Hours			Total	Preparation Hours	Research Hours	Other	Total Weekly Hours
		Undergraduate	Graduate						
	3115		9	9	18	20	3	50	

Report 5

Report 5

UNIVERSITY OF PITTSBURGH Full-Time Faculty Workweeks Spring Term, 2022

028 Social Sciences and History

Faculty Rank	Faculty Identifier	Contact Hours			Preparation Hours	Research Hours	Other	Total Weekly Hours
		Undergraduate	Graduate	Total				
	687	3	1	4	11	30	6	51
	702				10	25	15	50
	806	3	1	4	2	30	25	61
	812	15		15	24	1	10	50
	817		5	5	18	10	30	63
	844	3	7	10	19	25	5	59
	959	4	3	7	16	23	18	64
	994				5	10	40	55
Associate Professor	1172	12		12	35	8	2	57
	1214	22		22	5	10	15	52
	1241	12		12	16	12	8	48
	1692	3	3	6	15	28	17	66
	1706	12		12	36	10	12	70
	1718	6	8	14	5	24	3	46
	1758	12		12	22	19	9	62
	1869	40	9	49	8	4	8	69
	191	18		18	11	10	8	47
	2047	6		6	16	26	15	63
	2061	3	2	5	8	20	15	48
	2079	10		10	15	2	26	53
	2425	12		12	10	15	15	52
	2582	8	3	11	14	22	7	54
	2651	6		6	25	35	10	76
	2727	19		19	20	15	5	59
	2728	3		3	17	20	9	49
	2759	12		12	18	10	8	48
	2811		6	6	10	18	6	40
	2812		6	6	30	15	8	59
	2871	6	1	7	19	20	10	56
	2884	8		8	27	10	5	50
	2953	6	3	9	12	25	12	58
	2973	3		3	10	20	20	53

Report 5

UNIVERSITY OF PITTSBURGH Full-Time Faculty Workweeks Spring Term, 2022

028 Social Sciences and History

Faculty Rank	Faculty Identifier	Contact Hours			Preparation Hours	Research Hours	Other	Total Weekly Hours
		Undergraduate	Graduate	Total				
	3101	6		6	15	30	10	61
	3144	6		6	14	22	10	52
	3249	3	1	4	9	25	25	63
	3259				12	15	10	37
	3272	2	1	3		40	1	44
	3284				19	23	13	55
	3449				1	60	2	63
	3472				10	35	10	55
	3526				6	30	15	51
	3614	6	5	11	15	19	12	57
	3615	3	4	7	19	15	20	61
	3727		1	1	4	20	15	40
	3762		1	1	15	22	9	47
	4288	8	4	12	12	23	12	59
	595	6		6	13	30	13	62
	682	6	1	7	19	21		

Report 5

UNIVERSITY OF PITTSBURGH Full-Time Faculty Workweeks Spring Term, 2022

028 Social Sciences and History

Faculty Rank	Faculty Identifier	Contact Hours			Preparation Hours	Research Hours	Other	Total Weekly Hours
		Undergraduate	Graduate	Total				
	3943	3		3	37	10	5	55
	3961		9	9	17	28	5	59
	3977	7		7	19	20	13	59
	3982	18		18	20	21	15	74
	3983					55	5	60
	4015	6		6	27	20	3	56
	4091		4	4	16	40	10	70
	4183					40	4	44
	4192					40	5	45
	4201		6	6	14	25	10	55
	4202	33	4	37	6	10	10	63
	4211	3	3	6	21	16	15	58
	4240		6	6	14	45	10	75
	4273				18	23	12	53
	4343	3	4	7	15	30	3	55
	4354	6	3	9	16	22	9	56
	4400	6		6	6	30	4	46
	4427					42	10	52
Lecturer	1410	6		6	21	5	12	44
	1425	8		8	35	5	5	53
	1526	11		11	48		1	60
	2090	11		11	22	3	4	40
	2653				1	4	48	53
	2658	12	3	15	18	12	3	48
	2716	12	2	14	15	21	15	65
	2723	6		6	22	15	22	65
	2803	16		16	5	10	27	58
	2849	9		9	20	20	18	67
	3151	35	3	38	21	8	8	75
	3505	16		16	30	10	10	66
	3537	3		3	40	2	3	48
	3574	8		8	47	3	2	60

Report 5

UNIVERSITY OF PITTSBURGH
Full-Time Faculty Workweeks
Spring Term, 2022

028 Social Sciences and History

Contact Hours

Report 5

UNIVERSITY OF PITTSBURGH Full-Time Faculty Workweeks Spring Term, 2022

Faculty Identifier	Contact Hours			Preparation Hours	Research Hours	Other	Total Weekly Hours
	Undergraduate	Graduate	Total				
142				6	30	4	40
1565				10	30	5	45
1606	3	4	7	19	35	15	76
2091	20		20	12	18	25	75
2536	6	6	12	10	4	16	42
279	3	1	4	19	20	18	61
3665	3	1	4	19	10	20	53
866	4	1	5	14	30	8	57
915	9		9	12	8	25	54
1065	8		8	17	22	18	65
1926				7	25	8	40
1927	12		12	30	15	12	69
1952	9		9	5	50	5	69
1989	6		6	15	20	10	51
2230	7		7	10	20	25	62
2362	3	2	5	15	30	20	70
2608	7		7	11	20	17	55
2784	3		3	2	20	25	50
2854	3		3	14	26	15	58
3064		2	2	3	27	10	42
3087	1	1	2	13	40	2	57
3118	3	5	8	22	20	10	60
3145				2	40	8	50
3381		1	1	3	25	15	44
660	10		10	10	30	15	65
944				27	15	25	67
Assistant Professor	2078	9	9	25	1	1	36
	247	3	3	2	2	37	44
	3366	24	24	20	40	14	98
	3378		8	24	15	20	67
	3535	7	3	10	8	14	57
	3812		6	24	15	15	60

Report 5

UNIVERSITY OF PITTSBURGH
Full-Time Faculty Workweeks
Spring Term,

Report 5


UNIVERSITY OF PITTSBURGH
 Full-Time Faculty Workweeks
 Spring Term, 2022

*** UNIVERSITY TOTALS ***

Faculty Rank	Faculty Identifier	Contact Hours			Preparation Hours	Research Hours	Other	Total Weekly Hours
		Undergraduate	Graduate	Total				
GRAND TOTAL	2,174	10,373	5,011	15,384	30,824	44,479	22,946	113,633

This page intentionally left blank

UNIVERSITY OF PITTSBURGH



Report 6

Degree Requirements and Degrees Awarded

2018-2019 to 2021-2022

Report 6

UNIVERSITY OF PITTSBURGH
 Degree Requirements and Degrees Awarded
 2018-2019 to 2021-2022

MINIMUM NUMBER OF CREDITS REQUIRED FOR A DEGREE

Baccalaureate	120
Master's	30

DEGREES AWARDED

	Bachelors	Masters	First Professional	Doctoral	Total
2018-2019	5,664	2,420	503	353	8,940
2019-2020	5,762	2,178	559	352	8,851
2020-2021	5,724	1,962	599	328	8,613
2021-2022	5,585	1,875	604	337	8,401

This page intentionally left blank