


UNIVERSITY OF PITTSBURGH
Report of
Faculty Costs and Faculty Workload



Response to the Requirements of
Public School Code of 1949
Section 2002-D

2016-2017

CONTENTS

Variables:	5
Report 1: Faculty and Student Headcounts and Student Credit Hours	9
Faculty and Student Headcounts	11
Student Credit Hours	13
Report 2: Courses	15
Report 3: Academic Calendar	39
Report 4A: FTE Faculty, Total Salary and Salary by Funding Source, Summer Term, 2016	43
Report 4A: FTE Faculty, Total Salary and Salary by Funding Source, Academic Year, 2016-2017	64
Report 4B: Classroom Assigned Credit Hours, Summer Term, 2016	

This page intentionally left blank

UNIVERSITY OF PITTSBURGH



Variables

VARIABLES

The variables to be included in the Snyder data are defined as follows:

Assigned Credit Hours (CCH). The unit of value assigned to a course, intended to indicate the quantity of instruction embodied in the course. CCH's can be assigned in the classroom or in individual instruction.

Bachelor's Degree. A degree granted at completion of a baccalaureate program, usually taking at least 4 years (120-128 credits) of full-time study. This includes degrees granted in a cooperative or work-study program.

Classroom Courses. Courses in which the great majority of all instruction is delivered to students in groups whether in labs, studios, seminars or lectures.

Distance Learning Courses. Distance education courses include interactive audio- or videoconferencing; prerecorded instructional videos; webcasts; CD-ROMs or DVDs; or computer-based systems accessed over the Internet. Distance education does not include correspondence courses.

Doctor's Degree. A degree carrying the title of Doctor (excluding medical degrees). A Ph.D. or equivalent is the highest academic degree and requires mastery of a field of knowledge and a demonstrated ability to perform scholarly research.

Faculty Identifier. A number or code assigned to each faculty member, used when reporting workweeks.

First Professional Degree. A degree granted at completion of at least 6 years of study, in Dentistry, Health or Law. This degree signifies completion of the academic requirements to begin practice in the professions.

Full-Time Faculty. Persons holding appointments in the professorial, research, and librarian faculty ranks with full-time employment in a semester.

Full-Time Graduate Student. Students at the Master's, First Professional or Doctor's level carrying 9 or more credit hours per semester.

Full-Time Undergraduate Student. Students at the associate or baccalaureate level carrying 12 or more credit hours per semester.

Graduate Classroom Contact Hours. The number of hours a faculty member spends in weekly classroom contact at the graduate level.

Individual Instruction Sections. One-on-one instruction involving a student and faculty member.

Instructional Faculty FTE. The portion of an individual's salary paid from instruction budgets and/or salary paid for credit courses in continuing education calculated on a 9 month basis. The instructional FTE is prorated downward for those persons not employed full-time.

Instructional Salary. The amount regularly paid to faculty for services directly related to instruction, funded by university, federal, or other sources.

Master's Degree. A degree granted at completion of a program usually taking 1 or 2 years (24-30 credits) of full-time study beyond the bachelor's degree.

Non-Instructional Faculty FTE. The portion of an individual's salary paid from budgets other than instruction and/or other than salary paid for credit courses in continuing education calculated on a 9 month basis. The FTE is prorated downward for those persons not employed full-time.

Non-Instructional Salary. The amount regularly paid to faculty for services not directly related to instruction, funded by university, federal, or other sources.

Other Hours. The number of hours a faculty member spends in weekly university-related services including public service, student service and university support.

Part-time Faculty. Persons holding appointments in the professorial, research and librarian faculty ranks with less than full-time employment in a semester.

Part-Time Graduate Student. Student at the Master's, First Professional or Doctor's level carrying fewer than 9 credit hours per semester.

Part-Time Undergraduate Students. Students at the associate or baccalaureate level carrying fewer than 12 credit hours per semester.

Preparation Hours. The number of hours a faculty member spends in weekly course preparation, all levels combined.

VARIABLES

Research Hours. The number of hours a faculty member spends in weekly scholarly research.

Student Credit Hours (SCH). The unit of value awarded for the successful completion of courses, intended to indicate the quantity of course instruction in relation to the total requirements for a diploma, certificate, or degree. SCH's can be earned in the classroom or in individual instruction.

Undergraduate Classroom Contact Hours. The number of hours a faculty member spends in weekly classroom contact at the undergraduate level.

UNIVERSITY OF PITTSBURGH



Report 1

Faculty and Student Headcounts and Student Credit Hours

2016-2017

Report 1

UNIVERSITY OF PITTSBURGH
 Faculty and Student Headcount and Student Credit Hours
 2016-2017

	Summer Term 2016	Fall Term 2016	Spring Term 2017
FACULTY HEADCOUNT			
Full-Time	765	2,068	2,076
Part-Time	<u>2,762</u>	<u>3,627</u>	<u>3,550</u>
Total	3,527	5,695	5,626
STUDENT HEADCOUNT			
Full-Time Undergraduate	1,017	24,006	22,528
Part-Time Undergraduate	5,407	1,581	5,440
Full-Time Graduate	1,762	6,552	5,971
Part-Time Graduate	<u>2,551</u>	<u>2,058</u>	<u>2,079</u>
Total	10,737	34,197	36,018


This page intentionally left blank

Report 1
UNIVERSITY OF PITTSBURGH
 Faculty and Student Headcounts and Student Credit Hours
 2016-2017

	Summer Term 2016	Fall Term 2016	Spring Term 2017	Total 2016-2017
STUDENT CREDIT HOURS (Includes classroom and individual instruction)				
Undergraduate				
Lower Division	23,759	240,806	229,414	493,979
Upper Division	<u>14,265</u>	<u>124,372</u>	<u>130,703</u>	<u>269,340</u>
Total	38,024	365,178	360,117	763,319
Graduate				
Master's	17,750	61,950	55,206	134,906
First Professional	6,383	18,119	20,733	45,235
Doctoral	<u>2,641</u>	<u>9,574</u>	<u>9,155</u>	<u>21,370</u>
Total	<u>26,774</u>	<u>89,643</u>	<u>85,094</u>	<u>201,511</u>
Total Student Credit Hours	64,798	454,821	445,211	964,830

This page intentionally left blank

UNIVERSITY OF PITTSBURGH



Report 2

Courses

2016-2017

Report 2
 UNIVERSITY OF PITTSBURGH
 Courses
 2016-2017

*** UNIVERSITY TOTALS ***

	Summer Term 2016	Fall Term 2016	Spring Term 2017
CLASSROOM COURSES			
Undergraduate			
Lower Division	692	3,873	3,959
Upper Division	334	2,088	2,213
Graduate			
Master's	421	1,335	1,259
First Professional	28	186	205
Doctoral	<u>60</u>	<u>211</u>	<u>213</u>
Total Classroom Courses	1,535	7,693	7,849
INDIVIDUAL INSTRUCTION SECTIONS			
Undergraduate			
Lower Division	20	78	79
Upper Division	362	635	753
Graduate			
Master's	281	476	508
First Professional	53	106	135
Doctoral	<u>211</u>	<u>489</u>	<u>457</u>
Total Individual Instruction Sections	927	1,784	1,932

Report 2
 UNIVERSITY OF PITTSBURGH
 Courses
 2016-2017

003 Area, Ethnic, Cultural and Gender Studies

	Summer Term 2016	Fall Term 2016	Spring Term 2017
CLASSROOM COURSES			
Undergraduate			
Lower Division	6	28	30
Upper Division	2	13	14
Graduate			
Master's	0	2	2
First Professional	0	0	0
Doctoral	<u>0</u>	<u>0</u>	<u>0</u>
Total Classroom Courses	8	43	46
INDIVIDUAL INSTRUCTION SECTIONS			
Undergraduate			
Lower Division	0	0	0
Upper Division	2	4	4
Graduate			
Master's	0	0	0
First Professional	0	0	0
Doctoral	<u>0</u>	<u>0</u>	<u>0</u>
Total Individual Instruction Sections	2	4	4

Report 2

UNIVERSITY OF PITTSBURGH
Courses
2016-2017

004 Business

Summer Term 2016

Report 2

UNIVERSITY OF PITTSBURGH
Courses
2016-2017

006 Computer and Information Sciences and Support Services

Summer Term 2016

Fall Term 2016

Spring Term 2017

CLASSROOM COURSES

Undergraduate

Report 2
 UNIVERSITY OF PITTSBURGH
 Courses
 2016-2017

008 Education

	Summer Term 2016	Fall Term 2016	Spring Term 2017
CLASSROOM COURSES			
Undergraduate			
Lower Division	32	162	161
Upper Division	8	146	141
Graduate			
Master's	61	131	100
First Professional	0	0	0
Doctoral	<u>14</u>	<u>40</u>	<u>38</u>
Total Classroom Courses	115	479	440
INDIVIDUAL INSTRUCTION SECTIONS			
Undergraduate			
Lower Division	2	6	3
Upper Division			

Report 2
 UNIVERSITY OF PITTSBURGH
 Courses
 2016-2017

009 Engineering

	Summer Term 2016	Fall Term 2016	Spring Term 2017
CLASSROOM COURSES			
Undergraduate			
Lower Division	52	247	206
Upper Division	40	295	289
Graduate			
Master's	19	149	119
First Professional	0	0	0
Doctoral	<u>2</u>	<u>39</u>	<u>44</u>
Total Classroom Courses	113	730	658
INDIVIDUAL INSTRUCTION SECTIONS			
Undergraduate			
Lower Division	0	1	1
Upper Division	53	62	87
Graduate			
Master's	29	76	81
First Professional	0	0	0
Doctoral	<u>13</u>	<u>189</u>	<u>185</u>
Total Individual Instruction Sections	95	328	354

Report 2
 UNIVERSITY OF PITTSBURGH
 Courses
 2016-2017

010 Foreign Languages, Literatures, and Linguistics

	Summer Term 2016	Fall Term 2016	Spring Term 2017
CLASSROOM COURSES			
Undergraduate			
Lower Division	65	262	252
Upper Division	39	107	104
Graduate			
Master's	1	27	24
First Professional	0	0	0
Doctoral	<u>0</u>	<u>0</u>	<u>0</u>
Total Classroom Courses	105	396	380
INDIVIDUAL INSTRUCTION SECTIONS			
Undergraduate			
Lower Division	7	6	6
Upper Division	9	29	41
Graduate			
Master's			

Report 2

Report 2
 UNIVERSITY OF PITTSBURGH
 Courses
 2016-2017

014 Legal Professions and Studies

Summer Term 2016 Fall Term 2016 Spring Term 2017

CLASSROOM COURSES

Undergraduate

Lower Division	0	0	0
----------------	---	---	---

Upper Division

0	0	0
---	---	---

Graduate

Master's	2	31	36
----------	---	----	----

First Professional

0	112	133
---	-----	-----

Doctoral	<u>0</u>	<u>0</u>	<u>0</u>
----------	----------	----------	----------

Total Classroom Courses

2	143	169
---	-----	-----

INDIVIDUAL INSTRUCTION SECTIONS

Undergraduate

Lower Division	0	0	0
----------------	---	---	---

Upper Division

0	0	0
---	---	---

Graduate

Master's	0	3	2
----------	---	---	---

First Professional

1	25	23
---	----	----

Doctoral	<u>0</u>	<u>1</u>	<u>1</u>
----------	----------	----------	----------

Total Individual Instruction Sections

1	29	
---	----	--

Report 2

UNIVERSITY OF PITTSBURGH
Courses
2017

Fall Term 2016

Spring Term 2017

		314
		91
	17	17
	0	0
	<u>3</u>	<u>1</u>
	413	423
	6	6
	44	70
	4	6
	0	0
<u>3</u>	<u>8</u>	<u>6</u>
18	62	88

Report 2
 UNIVERSITY OF PITTSBURGH
 Courses
 2016-2017

017 Library Science

	Summer Term 2016	Fall Term 2016	Spring Term 2017
CLASSROOM COURSES			
Undergraduate			
Lower Division	1	1	0
Upper Division	0	0	0
Graduate			
Master's	19	20	26
First Professional	0	0	0
Doctoral	<u>1</u>	<u>2</u>	<u>2</u>
Total Classroom Courses	21	23	28
INDIVIDUAL INSTRUCTION SECTIONS			
Undergraduate			
Lower Division	0	0	0
Upper Division	0	0	0
Graduate			
Master's	3	3	3
First Professional	0	0	0
Doctoral	<u>3</u>	<u>1</u>	<u>3</u>
Total Individual Instruction Sections	6	4	6

Report 2
 UNIVERSITY OF PITTSBURGH
 Courses
 2016-2017

018 Biological and Biomedical Sciences

	Summer Term 2016	Fall Term 2016	Spring Term 2017
CLASSROOM COURSES			
Undergraduate			
Lower Division	25	97	111
Upper Division	31	74	98
Graduate			
Master's	3	33	25
First Professional	0	0	0
Doctoral	<u>0</u>	<u>2</u>	<u>2</u>
Total Classroom Courses	59	206	236
INDIVIDUAL INSTRUCTION SECTIONS			
Undergraduate			
Lower Division	0	0	0
Upper Division	15	77	84
Graduate			
Master's	7	7	6
First Professional	0	0	0
Doctoral	<u>2</u>	<u>3</u>	<u>3</u>
Total Individual Instruction Sections	24	87	93

Report 2
 UNIVERSITY OF PITTSBURGH
 Courses
 2016-2017

019 Mathematics and Statistics

Summer Term 2016 Fall Term 2016 Spring Term 2017

CLASSROOM COURSES

Undergraduate

Lower Division	55	259	367
Upper Division	18	74	79

Graduate

Master's	2	21	21
First Professional	0	0	0
Doctoral	<u>0</u>	<u>4</u>	<u>4</u>

Total Classroom Courses	75	358	471
-------------------------	----	-----	-----

INDIVIDUAL INSTRUCTION SECTIONS

Undergraduate

Lower Division	0	0	0
Upper Division	0	3	2

Graduate

Master's	8	8	9
First Professional	0	0	0
Doctoral	<u>5</u>	<u>2</u>	<u>5</u>

Total Individual Instruction Sections	13	13	
---------------------------------------	----	----	--

Report 2
 UNIVERSITY OF PITTSBURGH
 Courses
 2016-2017

024 Philosophy and Religion/Theology

Summer Term 2016 Fall Term 2016 Spring Term 2017

CLASSROOM COURSES

Undergraduate

Lower Division	9	98	77
Upper Division	3	34	38

Graduate

Master's	0	12	11
First Professional	0	0	0
Doctoral	<u>0</u>	<u>0</u>	<u>0</u>

Total Classroom Courses	12	144	126
-------------------------	----	-----	-----

INDIVIDUAL INSTRUCTION SECTIONS

Undergraduate

Lower Division	0	0	0
Upper Division	0	9	12

Graduate

Master's	0	6	6
First Professional	0	0	0
Doctoral	<u>0</u>	<u>0</u>	

Report 2
 UNIVERSITY OF PITTSBURGH
 Courses
 2016-2017

025 Physical Sciences

	Summer Term 2016	Fall Term 2016	Spring Term 2017
CLASSROOM COURSES			
Undergraduate			
Lower Division	103	486	532
Upper Division	11	119	142
Graduate			
Master's	6	24	27
First Professional	0	0	0
Doctoral	<u>2</u>	<u>16</u>	<u>17</u>
Total Classroom Courses	122	645	718
INDIVIDUAL INSTRUCTION SECTIONS			
Undergraduate			
Lower Division	0	0	0
Upper Division	8	32	36
Graduate			
Master's	6	7	8
First Professional	0	0	0
Doctoral	<u>16</u>	<u>17</u>	<u>14</u>
Total Individual Instruction Sections	30	56	58

Report 2

UNIVERSITY OF PITTSBURGH
Courses
2016-2017

Report 2
 UNIVERSITY OF PITTSBURGH
 Courses
 2016-2017

027 Security & Protective Srvcs/Public Administration & Srvcs

	Summer Term 2016	Fall Term 2016	Spring Term 2017
CLASSROOM COURSES			
Undergraduate			
Lower Division	2	8	8
Upper Division	7	64	56
Graduate			
Master's	37	201	184
First Professional	0	0	0
Doctoral	<u>0</u>	<u>10</u>	<u>9</u>
Total Classroom Courses	46	283	257
INDIVIDUAL INSTRUCTION SECTIONS			
Undergraduate			
Lower Division	0	0	0
Upper Division	0	3	3
Graduate			
Master's	10	24	26
First Professional	0	0	0
Doctoral	<u>2</u>	<u>7</u>	<u>7</u>
Total Individual Instruction Sections	12	34	36

Report 2

UNIVERSITY OF PITTSBURGH
Courses
2016-2017


Report 2
 UNIVERSITY OF PITTSBURGH
 Courses
 2016-2017

030 Visual and Performing Arts

	Summer Term 2016	Fall Term 2016	Spring Term 2017
CLASSROOM COURSES			
Undergraduate			
Lower Division	28	291	258
Upper Division	2	80	88
Graduate			
Master's	0	22	23
First Professional	0	0	0
Doctoral	<u>0</u>	<u>0</u>	<u>0</u>
Total Classroom Courses	30	393	369
INDIVIDUAL INSTRUCTION SECTIONS			
Undergraduate			
Lower Division	0	27	27
Upper Division	8	29	40
Graduate			
Master's	1	23	31
First Professional	0	0	0
Doctoral	<u>2</u>	<u>10</u>	<u>9</u>
Total Individual Instruction Sections	11	89	107

This page intentionally left blank

UNIVERSITY OF PITTSBURGH



Report 3

Academic Calendar


2016-2017

Report 3
UNIVERSITY OF PITTSBURGH
Academic Calendar
2016-2017

TERMS	TERM DATES
Summer Term	May 9, 2016 to August 13, 2016
Fall Term	August 29, 2016 to December 17, 2016
Spring Term	January 4, 2017 to April 29, 2017

This page intentionally left blank

UNIVERSITY OF PITTSBURGH



Report 4A

FTE Faculty, Total Salary and Salary by Funding Source

Summer Term, 2016

Report 4A

Report 4A

UNIVERSITY OF PITTSBURGH
FTE Faculty, Total Salary and Salary by Funding Source
Summer Term, 2016

003 Area, Ethnic, Cultural and Gender Studies

FTE Faculty

Total Salary

University Funds

Federal Funds

Report 4A

UNIVERSITY OF PITTSBURGH
 FTE Faculty, Total Salary and Salary by Funding Source
 Summer Term, 2016

008 Education

Faculty Rank	FTE Faculty		Total Salary		University Funds		Federal Funds		Other Funds	
	Instructional	Non-Instructional	Instructional	Non-Instructional	Instructional	Non-Instructional	Instructional	Non-Instructional	Instructional	Non-Instructional
FULL-TIME										
Professor										
Associate Professor	0.95	1.56	\$61,869	\$146,108	\$61,869	\$135,443				\$10,665
Assistant Professor	1.39	0.61	\$74,244	\$43,892	\$74,244	\$30,387				\$13,505
Instructor	0.42	0.09	\$37,495	\$7,680	\$37,495	\$7,680				
Lecturer										
Academic Administrator										
Research Assoc./Asst.	0.39	9.11	\$25,384	\$470,944	\$14,471	\$274,190	\$10,913	\$84,273		\$112,481
TA/IF/GSA										
Librarian										
Volunteer										
On Leave										
Other										
TOTAL	3.15	11.37	\$198,992	\$668,624	\$188,079	\$447,706	22.95	-269.95	57.55	-12.6

ref0.867 513 al -357.55 -13.75 refBT0 2i5 -12.6

Report 4A

UNIVERSITY OF PITTSBURGH
FTE Faculty, Total Salary and Salary by Funding Source

Report 4A

UNIVERSITY OF PITTSBURGH
 FTE Faculty, Total Salary and Salary by Funding Source
 Summer Term, 2016

010 Foreign Languages, Literatures, and Linguistics

Faculty Rank	FTE Faculty		Total Salary		University Funds		Federal Funds		Other Funds	
	Instructional	Non-Instructional	Instructional	Non-Instructional	Instructional	Non-Instructional	Instructional	Non-Instructional	Instructional	Non-Instructional
FULL-TIME										
Professor		0.50		\$38,203		\$38,203				
Associate Professor										
Assistant Professor										
Instructor	0.79	4.71	\$28,050	\$167,902	\$28,050	\$164,902				\$3,000
Lecturer	0.56	1.95	\$28,007	\$82,459	\$28,007	\$82,459				
Academic Administrator										
Research Assoc./Asst.										
TA/IF/GSA										
Librarian										
Volunteer										
On Leave										
Other										
TOTAL	1.35	7.16	\$56,057	\$288,564	\$56,057	\$285,564	\$0	\$0	\$0	\$3,000
PART-TIME										
Professor	0.50	1.25	\$6,000	\$35,434	\$6,000	\$23,194		\$8,189		\$4,051
Associate Professor	0.25	0.75	\$44	\$9,481	\$44	\$9,481				
Assistant Professor	0.25	0.50		\$13,231		\$6,231				\$7,000
Instructor	5.94	4.38	\$176,423	\$146,174	\$175,923	\$100,800		\$10,815	\$500	\$34,559
Lecturer	2.00	1.00	\$40,938	\$17,391	\$33,995	\$3,371		\$720	\$6,943	\$13,300
Academic Administrator										
Research Assoc./Asst.										
TA/IF/GSA	1.58		\$91,942	\$667	\$91,942			\$667		
Librarian										
Volunteer	0.75									
On Leave		0.75		\$550		\$550				
Other	0.13									
TOTAL	11.40	8.63	\$315,347	\$222,928	\$307,904	\$143,627	\$0	\$20,391	\$7,443	\$58,910

Report 4A

UNIVERSITY OF PITTSBURGH

Report 4A
UNIVERSITY OF PITTSBURGH
FTE Faculty, Total Salary and Salary by Funding Source
Summer Term, 2016

017 Library Science

FTE Faculty

Report 4A

UNIVERSITY OF PITTSBURGH
FTE Faculty, Total Salary and Salary by Funding Source
Summer Term, 2016

019 Mathematics and Statistics

Faculty Rank	FTE Faculty		Total Salary		University Funds		Federal Funds	Other Funds
	Instructional	Non-Instructional	Instructional	Non-Instructional	Instructional	Non-		

Report 4A

UNIVERSITY OF PITTSBURGH
FTE Faculty, Total Salary and Salary by Funding Source
Summer Term, 2016

021 Multi/Interdisciplinary Studies

Faculty Rank	FTE Faculty		Total Salary		University Funds	Federal Funds	Other Funds
	Instructional	Non-Instructional	Instructional	Non-			

Report 4A

UNIVERSITY OF PITTSBURGH
 FTE Faculty, Total Salary and Salary by Funding Source
 Summer Term, 2016

026 Psychology

Faculty Rank	FTE Faculty		Total Salary		University Funds		Federal Funds		Other Funds	
	Instructional	Non-Instructional	Instructional	Non-Instructional	Instructional	Non-Instructional	Instructional	Non-Instructional	Instructional	Non-Instructional
FULL-TIME										
Professor	0.22	1.28	\$11,211	\$123,111	\$11,211	\$96,244		\$8,130		\$18,737


Report 4A

UNIVERSITY OF PITTSBURGH
FTE Faculty, Total Salary and Salary by Funding Source
Summer Term, 2016

030 Visual and Performing Arts

Faculty Rank	FTE Faculty		Total Salary		University Funds		Federal Funds		Other Funds	
	Instructional	Non-Instructional	Instructional	Non-Instructional	Instructional	Non-Instructional	Instructional	Non-Instructional	Instructional	Non-Instructional

UNIVERSITY OF PITTSBURGH



Report 4A

FTE Faculty, Total Salary and Salary by Funding Source

Academic Year, 2016-2017

Report 4A

UNIVERSITY OF PITTSBURGH
FTE Faculty, Total Salary and Salary by Funding Source
Academic Year, 2016-2017

003 Area, Ethnic, Cultural and Gender Studies

FTE Faculty

Total Salary

URGH
 / Funding Source
 17

Funds	Federal Funds		Other Funds	
	Non-Instructional	Instructional	Instructional	Non-Instructional
\$3,232,245		\$38,729	\$256,310	\$221,972
\$1,177,925			\$65,000	\$110,798

Assistant Professor 35.92 10.0.867b

Report 4A

UNIVERSITY OF PITTSBURGH
 FTE Faculty, Total Salary and Salary by Funding Source
 Academic Year, 2016-2017

006 Computer and Information Sciences and Support Services

Faculty Rank	FTE Faculty		Total Salary		University Funds		Federal Funds		Other Funds	
	Instructional	Non-Instructional	Instructional	Non-Instructional	Instructional	Non-Instructional	Instructional	Non-Instructional	Instructional	Non-Instructional
FULL-TIME										
Professor	8.61	6.40	\$1,235,838	\$978,225	\$1,216,011	\$772,244	\$19,827	\$197,719		\$8,262
Associate Professor	12.02	4.49	\$1,099,212	\$454,038	\$1,090,408	\$381,525				

Report 4A

UNIVERSITY OF PITTSBURGH
FTE Faculty, Total Salary and Salary by Funding Source

Report 4A

UNIVERSITY OF PITTSBURGH
 FTE Faculty, Total Salary and Salary by Funding Source
 Academic Year, 2016-2017

010 Foreign Languages, Literatures, and Linguistics

Faculty Rank	FTE Faculty		Total Salary		University Funds		Federal Funds		Other Funds	
	Instructional	Non-Instructional	Instructional	Non-Instructional	Instructional	Non-Instructional	Instructional	Non-Instructional	Instructional	Non-Instructional
FULL-TIME										
Professor	9.44	7.57	\$991,039	\$878,533	\$991,039	\$870,313		\$8,220		
Associate Professor	10.33	5.68	\$790,101	\$449,128	\$790,101	\$449,128				
Assistant Professor	8.10	5.40	\$555,647	\$371,644	\$555,647	\$368,107				\$3,537
Instructor	15.85	7.16	\$625,693	\$287,651	\$625,693	\$287,651				
Lecturer	14.08	5.43	\$741,496	\$269,231	\$686,494	\$262,469		\$5,762	\$55,002	\$1,000
Academic Administrator										
Research Assoc./Asst.										
TA/IF/GSA										
Librarian										
Volunteer										
On Leave		3.50	\$36,500	\$248,291	\$36,000	\$248,291			\$500	
Other										
TOTAL	57.80	34.74	\$3,740,476	\$2,504,478	\$3,684,974	\$2,485,959	\$0	\$13,982	\$55,502	\$4,537
PART-TIME										
Professor										
Associate Professor	0.25	0.13	\$42,625	\$650	\$42,625					\$650
Assistant Professor	1.50		\$152,200	\$42,259	\$152,200					\$42,259
Instructor	22.71	7.12	\$723,414	\$328,915	\$723,414	\$257,222		\$54,781		\$16,912
Lecturer	6.87		\$492,224	\$2,850	\$492,224			\$150		\$2,700
Academic Administrator										
Research Assoc./Asst.										
TA/IF/GSA	12.83		\$874,917	\$2,476	\$874,917			\$2,476		
Librarian										
Volunteer	0.26									
On Leave										
Other	1.00		\$3,751		\$3,751					
TOTAL	45.42	7.25	\$2,289,131	\$377,150	\$2,289,131	\$257,222	\$0	\$57,407	\$0	\$62,521
GRAND TOTAL	103.22	41.99	\$6,029,607	\$2,881,628	\$5,974,105	\$2,743,181	\$0	\$71,389	\$55,502	\$67,058

Report 4A

Report 4A

UNIVERSITY OF PITTSBURGH
 FTE Faculty, Total Salary and Salary by Funding Source
 Academic Year, 2016-2017

014 Legal Professions and Studies

Faculty Rank	FTE Faculty		Total Salary		University Funds		Federal Funds		Other Funds	
	Instructional	Non-Instructional	Instructional	Non-Instructional	Instructional	Non-Instructional	Instructional	Non-Instructional	Instructional	Non-Instructional
FULL-TIME										
Professor	18.37	4.65	\$2,343,115	\$631,938	\$2,279,493	\$509,551			\$63,622	\$122,387
Associate Professor	3.39	1.62	\$239,579	\$121,518	\$239,579	\$92,206				\$29,312
Assistant Professor	3.57	2.94	\$254,874	\$201,295	\$252,492	\$116,545		\$10,014	\$2,382	\$74,736
Instructor										
Lecturer										
Academic Administrator										
Research Assoc./Asst.										
TA/IF/GSA										
Librarian	0.78	4.73	\$40,992	\$206,107	\$40,992	\$206,107				
Volunteer										
On Leave		1.00		\$116,310		\$103,374				\$12,936
Other										
TOTAL	26.11	14.94	\$2,878,560	\$1,277,168	\$2,812,556	\$1,027,783	\$0	\$10,014	\$66,004	\$239,371
PART-TIME										
Professor	15.08	3.35	\$495,232	\$347,305	\$414,441	\$198,646			\$80,791	\$148,659
Associate Professor										
Assistant Professor	1.08		\$30,446	\$20,220	\$30,446					\$20,220
Instructor	1.00	0.63	\$87,591	\$32,603	\$87,591	\$12,000		\$10,603		\$10,000
Lecturer										
Academic Administrator										
Research Assoc./Asst.										
TA/IF/GSA										
Librarian										
Volunteer	0.38									
On Leave										
Other	1.63		\$12,250		\$12,250					
TOTAL	19.17	3.98	\$625,519	\$400,128	\$544,728	\$210,646	\$0	\$10,603	\$80,791	\$178,879
GRAND TOTAL	45.28	18.92	\$3,504,079	\$1,677,296	\$3,357,284	\$1,238,429	\$0	\$20,617	\$146,795	\$418,250

Report 4A

UNIVERSITY OF PITTSBURGH
FTE Faculty, Total Salary and Salary by Funding Source
Academic Year, 2016-2017

015 English Language and Literature/Letters

Faculty Rank	FTE Faculty		Total Salary Instructional	University Funds	Federal Funds	Other Funds
	Instructional	Non- Instructional				

Report 4A

UNIVERSITY OF PITTSBURGH
FTE Faculty, Total Salary and Salary by Funding Source
Academic Year, 2016-2017

017 Library Science

Faculty Rank	FTE Faculty	Total Salary	University Funds	Federal Funds	Other Funds
--------------	-------------	--------------	------------------	---------------	-------------

Report 4A

UNIVERSITY OF PITTSBURGH
FTE Faculty, Total Salary and Salary by Funding Source
Academic Year, 2016-2017

018 Biological and Biomedical Sciences

FTE Faculty

Report 4A

UNIVERSITY OF PITTSBURGH
 FTE Faculty, Total Salary and Salary by Funding Source
 Academic Year, 2016-2017

019 Mathematics and Statistics

Faculty Rank	FTE Faculty		Total Salary		University Funds		Federal Funds		Other Funds	
	Instructional	Non-Instructional	Instructional	Non-Instructional	Instructional	Non-Instructional	Instructional	Non-Instructional	Instructional	Non-Instructional
FULL-TIME										
Professor	10.46	9.55	\$1,245,672	\$1,249,834	\$1,238,645	\$1,192,978	\$7,027	\$35,510		\$21,346
Associate Professor	14.38	5.63	\$1,100,939	\$532,319	\$1,092,160	\$450,085	\$8,779	\$54,218		\$28,016
Assistant Professor	3.09	4.92	\$274,146	\$436,299	\$273,127	\$396,714	\$1,019	\$34,125		\$5,460
Instructor	7.76	0.26	\$428,328	\$15,384	\$428,328	\$15,384				
Lecturer	9.02	1.98	\$583,255	\$110,083	\$583,255	\$110,083				
Academic Administrator										
Research Assoc./Asst.										
TA/IF/GSA										
Librae4135F/GSA										

6701 \$

Report 4A

UNIVERSITY OF PITTSBURGH
 FTE Faculty, Total Salary and Salary by Funding Source
 Academic Year, 2016-2017

020 Military Technologies



Faculty Rank	FTE Faculty		Total Salary		University Funds		Federal Funds		Other Funds	
	Instructional	Non-Instructional	Instructional	Non-Instructional	Instructional	Non-Instructional	Instructional	Non-Instructional	Instructional	Non-Instructional
FULL-TIME										
Professor										
Associate Professor										
Assistant Professor										
Instructor										
Lecturer										
Academic Administrator										
Research Assoc./Asst.										
TA/IF/GSA										
Librarian										
Volunteer										
On Leave										
Other										
TOTAL										
PART-TIME										
Professor										
Associate Professor										
Assistant Professor										
Instructor										
Lecturer										
Academic Administrator										
Research Assoc./Asst.										
TA/IF/GSA										
Librarian										
Volunteer	1.88									
On Leave										
Other										
TOTAL	1.88	0.00	\$0	\$0	\$0	\$0	\$0	\$0	\$0	\$0
GRAND TOTAL	1.88	0.00	\$0	\$0	\$0	\$0	\$0	\$0	\$0	\$0

Report 4A

UNIVERSITY OF PITTSBURGH
 FTE Faculty, Total Salary and Salary by Funding Source
 Academic Year, 2016-2017

021 Multi/Interdisciplinary Studies

Faculty Rank	FTE Faculty		Total Salary		University Funds		Federal Funds		Other Funds	
	Instructional	Non-Instructional	Instructional	Non-Instructional	Instructional	Non-Instructional	Instructional	Non-Instructional	Instructional	Non-Instructional
FULL-TIME										
Professor	3.04	13.46	\$2,063,373	\$1,111,444	\$31,548	\$1,063,929	\$62,549	\$47,515	\$1,969,276	
Associate Professor	4.00	4.00	\$264,613	\$228,740	\$264,613	\$228,740				
Assistant Professor	2.71	1.30	\$145,454	\$90,760	\$145,454	\$89,960		\$800		
Instructor										
Lecturer	0.56	1.45	\$22,422	\$92,350	\$22,422	\$83,199				\$9,151
Academic Administrator										
Research Assoc./Asst.		2.50		\$113,175		\$103,269		\$9,906		
TA/IF/GSA										
Librarian										
Volunteer										
On Leave		3.00	\$239,917	\$172,657		\$170,030	\$12,277	\$2,627	\$227,640	
Other										
TOTAL	10.31	25.71	\$2,735,779	\$1,809,126	\$464,037	\$1,739,127	\$74,826	\$60,848	\$2,196,916	\$9,151
PART-TIME										
Professor										
Associate Professor										
Assistant Professor										
Instructor	8.13	17.24	\$188,492	\$197,792	\$176,928	\$91,991	\$1,614	\$17,077	\$9,950	\$88,724
Lecturer	0.13		\$2,490		\$2,490					
Academic Administrator										
Research Assoc./Asst.										
TA/IF/GSA	4.28	0.28	\$173,265	\$52,661	\$131,190		\$10,000	\$33,724	\$32,075	\$18,937
Librarian										
Volunteer										
On Leave										
Other	17.13		\$189,591	\$8,594	\$181,841			\$5,100	\$7,750	\$3,494
TOTAL	29.67	17.52	\$553,838	\$259,047	\$492,449	\$91,991	\$11,614	\$55,901	\$49,775	\$111,155
GRAND TOTAL	39.98	43.23	\$3,289,617	\$2,068,173	\$956,486	\$1,831,118	\$86,440	\$116,749	\$2,246,691	\$120,306

Report 4A

UNIVERSITY OF PITTSBURGH

Report 4A

UNIVERSITY OF PITTSBURGH
 Total Salary and Salary by Funding Source
 Academic Year, 2016-2017

Faculty Rank	FTE Faculty		Total Salary		University Funds		Federal Funds		Other Funds	
	Instructional	Non-Instructional	Instructional	Non-Instructional	Instructional	Non-Instructional	Instructional	Non-Instructional	Instructional	Non-Instructional
FULL-TIME										
Professor	16.37	22.65	\$1,955,468							

Report 4A

UNIVERSITY OF PITTSBURGH
 FTE Faculty, Total Salary and Salary by Funding Source
 Academic Year, 2016-2017

026 Psychology

Faculty Rank	FTE Faculty		Total Salary		University Funds		Federal Funds		Other Funds	
	Instructional	Non-Instructional	Instructional	Non-Instructional	Instructional	Non-Instructional	Instructional	Non-Instructional	Instructional	Non-Instructional
FULL-TIME										
Professor	8.19	12.82	\$875,229	\$1,673,026	\$875,229	\$1,201,302		\$438,067		\$33,657
Associate Professor	12.99	8.52	\$1,022,114	\$838,146	\$992,004	\$548,073	\$30,110	\$239,677		\$50,396
Assistant Professor	13.37	10.14	\$909,436	\$776,429	\$889,225	\$642,674	\$20,211	\$77,670		\$56,085
Instructor										
Lecturer	5.02	1.00	\$271,701	\$56,491	\$271,701	\$56,491				
Academic Administrator										
Research Assoc./Asst.		4.50		\$196,296		\$150		\$196,146		
TA/IF/GSA										
Librarian										
Volunteer										
On Leave		3.00	\$3,876	\$288,119		\$255,212	\$3,876	\$32,807		\$100
Other										
TOTAL	39.57	39.98	\$3,082,356	\$3,828,507	\$3,028,159	\$2,703,902	\$54,197	\$984,367	\$0	\$140,238
PART-TIME										
Professor	0.25	0.38	\$75,361	\$35,588	\$75,361	\$1,780		\$33,808		
Associate Professor	0.38	0.26	\$9,300	\$2,080	\$9,300	\$2,080				
Assistant Professor	0.63		\$51,199		\$51,199					
Instructor	2.76	1.13	\$89,287	\$44,490	\$89,287	\$16,017		\$14,715		\$13,758
Lecturer	0.50		\$22,500		\$22,500					
Academic Administrator										
Research Assoc./Asst.										
TA/IF/GSA	11.44	7.31	\$844,770	\$410,391	\$744,903	\$3,655	\$99,867	\$288,886		\$117,850
Librarian										
Volunteer										
On Leave										
Other	1.51		\$33,038		\$33,038					
TOTAL	17.47	9.08	\$1,125,455	\$492,549	\$1,025,588	\$23,532	\$99,867	\$337,409	\$0	\$131,608
GRAND TOTAL	57.04	49.06	\$4,207,811	\$4,321,056	\$4,053,747	\$2,727,434	\$154,064	\$1,321,776	\$0	\$271,846

Report 4A

UNIVERSITY OF PITTSBURGH
 FTE Faculty, Total Salary and Salary by Funding Source
 Academic Year, 2016-2017

027 Security & Protective Svcs/Public Administration & Svcs

Faculty Rank	FTE Faculty		Total Salary		University Funds		Federal Funds		Other Funds	
	Instructional	Non-Instructional	Instructional	Non-Instructional	Instructional	Non-Instructional	Instructional	Non-Instructional	Instructional	Non-Instructional
FULL-TIME										
Professor	7.13	5.38	\$987,409	\$783,596	\$958,448	\$611,546	\$28,961	\$112,184		\$59,866
Associate Professor										


Report 4A

Report 4A

UNIVERSITY OF PITTSBURGH
 Faculty, Total Salary and Salary by Funding Source
 Academic Year, 2016-2017

	Total Salary		University Funds		Federal Funds		Other Funds	
	Instructional	Non-Instructional	Instructional	Non-Instructional	Instructional	Non-Instructional	Instructional	Non-Instructional
Associate Professor	\$591,186	\$430,204	\$527,667	\$430,204			\$63,519	

UNIVERSITY OF PITTSBURGH



Report 4B

Classroom Assigned Credit Hours

Summer Term, 2016

Report 4B

UNIVERSITY OF PITTSBURGH
 Classroom Assigned Credit Hours
 Summer Term, 2016

*** UNIVERSITY TOTALS ***

Faculty Rank	Under Graduate		Master's	Graduate		Total
	Lower Division	Upper Division		First Prof.	Doctoral	
FULL-TIME						
Professor	8	9	46	6	20	89
Associate Professor	5	20	85	9	27	146
Assistant Professor	31	43	219	25	38	356
Instructor	20	7	22	2		51
Lecturer	44	29	24		3	100

Report 4B
 UNIVERSITY OF PITTSBURGH
 Classroom Assigned Credit Hours
 Summer Term, 2016

003 Area, Ethnic, Cultural and Gender Studies

Faculty Rank	Under Graduate		Graduate			Total
	Lower Division	Upper Division	Master's	First Prof.	Doctoral	
FULL-TIME						
Professor						0
Associate Professor						0
Assistant Professor						0
Instructor						0
Lecturer						0
Academic Administrator						
Research Assoc./Asst.						0
TA/IF/GSA						
Librarian						0
Volunteer						
On Leave						
Other						
TOTAL	0	0	0	0	0	0
PART-TIME						
Professor						0
Associate Professor	3					3
Assistant Professor	3					3
Instructor	6					6
Lecturer	6	3				9
Academic Administrator						
Research Assoc./Asst.						0
TA/IF/GSA						0
Librarian						0
Volunteer						0
On Leave						
Other	110	162	2		1	275
TOTAL	128	165	2	0	1	296
GRAND TOTAL	128	165	2	0	1	296

Report 4B

Report 4B

UNIVERSITY OF PITTSBURGH
Classroom Assigned Credit Hours
Summer Term, 2016

006 Computer and Information Sciences and Support Services

Faculty Rank	Under Graduate		Graduate			Total
	Lower Division	Upper Division	Master's	First Prof.	Doctoral	
FULL-TIME						
Professor						0
Associate Professor	3		3			6
Assistant Professor						0
Instructor						0
Lecturer	4	8				12
Academic Administrator						
Research Assoc./Asst.						0
TA/IF/GSA						
Librarian						0
Volunteer						
On Leave						
Other						
TOTAL	7	8	3	0	0	18
PART-TIME						
Professor			4			4
Associate Professor	9					9
Assistant Professor						0
Instructor	16		3			19
Lecturer	15	20	15			50
Academic Administrator						
Research Assoc./Asst.						0
TA/IF/GSA		5	6			11
Librarian						0
Volunteer		2				2
On Leave						
Other	6	2				8
TOTAL	46	29	28	0	0	103
GRAND TOTAL	53	37	31	0	0	121

Report 4B
 UNIVERSITY OF PITTSBURGH
 Classroom Assigned Credit Hours
 Summer Term, 2016

008 Education

Faculty Rank	Under Graduate		Graduate			Total
	Lower Division	Upper Division	Master's	First Prof.	Doctoral	
FULL-TIME						
Professor						0
Associate Professor			5		3	8
Assistant Professor	8		15			23
Instructor	10					10
Lecturer						0
Academic Administrator						
Research Assoc./Asst.			4		2	6
TA/IF/GSA						
Librarian						0
Volunteer						
On Leave						
Other						
TOTAL	18	0	24	0	5	47
PART-TIME						
Professor			8		2	10
Associate Professor		8	9		15	32
Assistant Professor	7		44		1	52
Instructor	6	12	45		9	72
Lecturer						0
Academic Administrator						
Research Assoc./Asst.						0
TA/IF/GSA	1		13		2	16
Librarian						0
Volunteer			2			2
On Leave						
Other	8		3		4	15
TOTAL	22	20	124	0	33	199
GRAND TOTAL	40	20	148	0	38	246

Report 4B

UNIVERSITY OF PITTSBURGH

Report 4B

UNIVERSITY OF PITTSBURGH

Report 4B

UNIVERSITY OF PITTSBURGH
Classroom Assigned Credit Hours
Summer Term, 2016

011 Health Professions and Related Clinical Sciences

Faculty Rank	Under Graduate		Graduate			Total
	Lower Division	Upper Division	Master's	First Prof.	Doctoral	
FULL-TIME						
Professor		3	40	6	20	69
Associate Professor	2	15	65	9	24	115
Assistant Professor	14	33	179	25	38	289
Instructor		5	22	2		29
Lecturer						0
Academic Administrator						0
Research Assoc./Asst.						0
TA/IF/GSA						0
Librarian						0
Volunteer						
On Leave						
Other						
TOTAL	16	56	306	42	82	502
PART-TIME						
Professor		2	3		6	11
Associate Professor		2			3	5
Assistant Professor		1	23	8		32
Instructor	19	8	8	2		37
Lecturer						0
Academic Administrator						0
Research Assoc./Asst.						0
TA/IF/GSA						0
Librarian						0
Volunteer		13	10		3	26
On Leave						
Other		2	15	6	2	25
TOTAL	19	28	59	16	14	136
GRAND TOTAL	35	84	365	58	96	638

Report 4B

UNIVERSITY OF PITTSBURGH Classroom Assigned Credit Hours Summer Term, 2016

015 English Language and Literature/Letters

Faculty Rank	Under Graduate			Graduate		Total
	Lower Division	Upper Division	Master's	First Prof.	Doctoral	
FULL-TIME						
Professor						0
Associate Professor						0
Assistant Professor						0
Instructor						0
Lecturer	3	3				6

Report 4B

UNIVERSITY OF PITTSBURGH
Classroom Assigned Credit Hours
Summer Term, 2016

017 Library Science

Faculty Rank	Under Graduate		Graduate
	Lower Division	P90 0120.6BT0 0 03 Classroom A568.2P90 0120.6 BT 0 0 03	

Report 4B

UNIVERSITY OF PITTSBURGH

Report 4B
 UNIVERSITY OF PITTSBURGH
 Classroom Assigned Credit Hours
 Summer Term, 2016

019 Mathematics and Statistics

Faculty Rank	Under Graduate		Graduate			Total
	Lower Division	Upper Division	Master's	First Prof.	Doctoral	
FULL-TIME						
Professor						0
Associate Professor						0
Assistant Professor						0
Instructor						0
Lecturer						0
Academic Administrator						
Research Assoc./Asst.						0
TA/IF/GSA						
Librarian						0
Volunteer						
On Leave						
Other						
TOTAL	0	0	0	0	0	0
PART-TIME						
Professor	7	15				22
Associate Professor	8	3	3			14
Assistant Professor						0
Instructor	38	12				50
Lecturer	7	12	2			21
Academic Administrator						
Research Assoc./Asst.						0
TA/IF/GSA	107	14	2			123
Librarian						0
Volunteer						0
On Leave						
Other						0
TOTAL	167	56	7	0	0	230
GRAND TOTAL	167	56	7	0	0	230

Report 4B

Report 4B
 UNIVERSITY OF PITTSBURGH
 Classroom Assigned Credit Hours
 Summer Term, 2016

024 Philosophy and Religion/Theology

Faculty Rank	Under Graduate		Graduate			Total
	Lower Division	Upper Division	Master's	First Prof.	Doctoral	
FULL-TIME						
Professor						0
Associate Professor						0
Assistant Professor						0
Instructor						0
Lecturer						0
Academic Administrator						
Research Assoc./Asst.						0
TA/IF/GSA						
Librarian						0
Volunteer						
On Leave						
Other						
TOTAL	0	0	0	0	0	0
PART-TIME						
Professor						0
Associate Professor						0
Assistant Professor	3					3
Instructor	6	3				9
Lecturer						0
Academic Administrator						
Research Assoc./Asst.						0
TA/IF/GSA	15					15
Librarian						0
Volunteer						0
On Leave						
Other						0
TOTAL	24	3	0	0	0	27
GRAND TOTAL	24	3	0	0	0	27

Report 4B

UNIVERSITY OF PITTSBURGH Classroom Assigned Credit Hours Summer Term, 2016

025 Physical Sciences

Faculty Rank	Under Graduate			Graduate		Total
	Lower Division	Upper Division	Master's	First Prof.	Doctoral	
FULL-TIME						
Professor						0
Associate Professor						0
Assistant Professor						0
Instructor						0
Lecturer	20	6				26
Academic Administrator						
Research Assoc./Asst.						0

Report 4B

UNIVERSITY OF PITTSBURGH
 Term Assigned Credit Hours
 Summer Term, 2016

026 Psychology

Faculty Rank	Undergraduate		Graduate			Total
	Upper Division	Lower Division	Master's	First Prof.	Doctoral	
FULL-TIME						
Professor			4			4
Associate Professor						0
Assistant Professor	2					2
Instructor						0
Lecturer						0
Academic Administrator						0
Research Assoc./Asst.						0
TA/IF/GSA						0
TOTAL	0	2	4	0	0	6
PART-TIME						
Professor			2			2
Associate Professor	13	3	11			27
Assistant Professor	9	3			2	14
Instructor	3		4			7
Lecturer		2				2
Academic Administrator						0
Research Assoc./Asst.						0
TA/IF/GSA	28	6	6			40
Librarian						0
Volunteer						0
On Leave						0
Other	3		1			4
TOTAL	56	14	24	0	2	96
GRAND TOTAL	56	16	28	0	2	102

Report 4B

UNIVERSITY OF PITTSBURGH
 Classroom Assigned Credit Hours
 Summer Term, 2016

027 Security & Protective Svcs/Public Administration & Svcs

Faculty Rank	Under Graduate			Graduate		Total
	Lower Division	Upper Division	Master's	First Prof.	Doctoral	
FULL-TIME						
Professor						0
Associate Professor						0
Assistant Professor			8			8

Report 4B

Report 4B


UNIVERSITY OF PITTSBURGH
Classroom Assigned Credit Hours
Summer Term, 2016

030 Visual and Performing Arts

Under Graduate

Graduate

UNIVERSITY OF PITTSBURGH



Report 4B

Classroom Assigned Credit Hours

Academic Year, 2016-2017

Report 4B

UNIVERSITY OF PITTSBURGH
Classroom Assigned Credit Hours
Academic Year, 2016-2017

*** UNIVERSITY TOTALS ***

Faculty Rank

Under Graduate
Lower Division

Graduate

Report 4B
 UNIVERSITY OF PITTSBURGH
 Classroom Assigned Credit Hours
 Academic Year, 2016-2017

003 Area, Ethnic, Cultural and Gender Studies

Faculty Rank	Under Graduate		Master's	Graduate		Total
	Lower Division	Upper Division		First Prof.	Doctoral	
FULL-TIME						
Professor						0
Associate Professor	6	12				18
Assistant Professor	24	21				45
Instructor						0
Lecturer	35	12				47
Academic Administrator						
Research Assoc./Asst.						0
TA/IF/GSA						
Librarian						0
Volunteer						
On Leave						
Other						
TOTAL	65	45	0	0	0	110
PART-TIME						
Professor						0
Associate Professor						0
Assistant Professor						0
Instructor	58	18				76
Lecturer	3					3
Academic Administrator						
Research Assoc./Asst.						0
TA/IF/GSA						0
Librarian						0
Volunteer						0
On Leave						
Other	3	12				15
TOTAL	64	30	0	0	0	94
GRAND TOTAL	129	75	0	0	0	204

1110000000

Report 4B

Report 4B

UNIVERSITY OF PITTSBURGH
Classroom Assigned Credit Hours
Academic Year, 2016-2017

008 Education

Faculty Rank	Under Graduate		Master's	Graduate
	Lower Division	Upper Division		

Report 4B

UNIVERSITY OF PITTSBURGH
Classroom Assigned Credit Hours
Academic Year, 2016-2017

009 Engineering



Faculty Rank	Under Graduate		Graduate			Total
	Lower Division	Upper Division	Master's	First Prof.	Doctoral	
FULL-TIME						
Professor	58	110	121		54	343
Associate Professor	207	257	167		41	672
Assistant Professor	207	287	96		38	628
Instructor	22	19				41
Lecturer						0
Academic Administrator						
Research Assoc./Asst.						0
TA/IF/GSA						
Librarian						0
Volunteer						
On Leave						
Other						
TOTAL	494	673	384	0	133	1,684
PART-TIME						
Professor	8	8	37		2	55
Associate Professor	6	15	3			24
Assistant Professor	35	18	21			74
Instructor	22		7			29
Lecturer	14	49	84			147
Academic Administrator						
Research Assoc./Asst.	3					3
TA/IF/GSA	39	50	4			93
Librarian						0
Volunteer		2	1		7	10
On Leave						
Other	81	168	58		9	316
TOTAL	208	310	215	0	18	751
GRAND TOTAL	702	983	599	0	151	2,435

Report 4B
 UNIVERSITY OF PITTSBURGH
 Classroom Assigned Credit Hours
 Academic Year, 2016-2017

010 Foreign Languages, Literatures, and Linguistics

Faculty Rank	Under Graduate		Graduate			Total
	Lower Division	Upper Division	Master's	First Prof.	Doctoral	
FULL-TIME						
Professor	52	65	50			167
Associate Professor	116	64	31			211
Assistant Professor	46	91	27			164
Instructor	197	53	22			272
Lecturer	260	78	17			355
Academic Administrator						
Research Assoc./Asst.						0
TA/IF/GSA						
Librarian						0
Volunteer						
On Leave						
Other						
TOTAL	671	351	147	0	0	1,169
PART-TIME						
Professor						0
Associate Professor	3	4				7
Assistant Professor	27	14				41
Instructor	400	58	6			464
Lecturer	150	55	9			214
Academic Administrator						
Research Assoc./Asst.						0
TA/IF/GSA	326	11				337
Librarian						0
Volunteer		1				1
On Leave						
Other	103	111				214
TOTAL	1,009	254	15	0	0	1,278
GRAND TOTAL	1,680	605	162	0	0	2,447

Report 4B

UNIVERSITY OF PITTSBURGH Classroom Assigned Credit Hours Academic Year, 2016-2017

011 Health Professions and Related Clinical Sciences

Faculty Rank	Under Graduate		Graduate			Total
	Lower Division	Upper Division	Master's	First Prof.	Doctoral	
FULL-TIME						
Professor	14	41	189	39	100	383
Associate Professor	37	114	336	536	96	637
Assistant Professor	85	246	529	97	138	1,095
Instructor	35	109	58	7	1	210
Lecturer						0
Academic Administrator						0
Research Assoc./Asst.						0
TA/IF/GSA						0
Librarian						0
Volunteer						0
On Leave						0

Oth0 0 0 rg511.7 -228.447461 Td/R13 9 T.867 rg532 -2.247461I41.847461 Td/R13 9 T i7461 Td//8.447461 Td/R13 9 T.867 rg532 -2.247-12.6 re6Td//8.4470ed/R13 9 T.867 rg532 -2.247461

Report 4B

UNIVERSITY OF PITTSBURGH
Classroom Assigned Credit Hours
Academic Year, 2016-2017

014 Legal Professions and Studies

Report 4B

UNIVERSITY OF PITTSBURGH
Classroom Assigned Credit Hours
Academic Year, 2016-2017

015 English Language and Literature/Letters

Faculty Rank	Under Graduate			Graduate		Total
	Lower Division	Upper Division	Master's	First Prof.	Doctoral	
FULL-TIME						
Professor	107	124	15			

Report 4B

UNIVERSITY OF PITTSBURGH
Classroom Assigned Credit Hours
Academic Year, 2016-2017

017 Library Science

Faculty Rank	Under Graduate		Graduate			Total
	Lower Division	Upper Division	Master's	First Prof.	Doctoral	
FULL-TIME						
Professor			21		3	24
Associate Professor			51		3	54
Assistant Professor			6			6
Instructor						0
Lecturer			24			24
Academic Administrator						
Research Assoc./Asst.						0
TA/IF/GSA						
Librarian	8		11			19
Volunteer						
On Leave						
Other						
TOTAL	8	0	113	0	6	127
PART-TIME						
Professor			15			15
Associate Professor						0
Assistant Professor	1		6			7
Instructor						0
Lecturer		3	12			15
Academic Administrator						
Research Assoc./Asst.						0
TA/IF/GSA						0
Librarian	5	3				8
Volunteer						0
On Leave						
Other						0
TOTAL	6	6	33	0	0	45
GRAND TOTAL	14	6	146	0	6	172


Report 4B

UNIVERSITY OF PITTSBURGH
Classroom Assigned Credit Hours
Academic Year, 2016-2017

018 Biological and Biomedical Sciences

Faculty Rank	Under Graduate		Master's	Graduate		Total
	Lower Division	Upper Division		First Prof.	Doctoral	

BURG
 Credit Hours
 2017



		on	Master's	Graduate First Prof.	Doctoral	Total
		77	41		12	223
		87	39		3	312
					9	57
		15				205
		42	8			214
Research Assoc./Asst. TA/IF/GSA						0
						0
TOTAL	647	240	100	0	24	

Report 4B

UNIVERSITY OF PITTSBURGH
Classroom Assigned Credit Hours
Academic Year, 2016-2017

020 Military Technologies



Faculty Rank	Under Graduate		Graduate			Total
	Lower Division	Upper Division	Master's	First Prof.	Doctoral	
FULL-TIME						
Professor						0
Associate Professor						0
Assistant Professor						0
Instructor						0
Lecturer						0
Academic Administrator						
Research Assoc./Asst.						0
TA/IF/GSA						
Librarian						0
Volunteer						
On Leave						
Other						
TOTAL	0	0	0	0	0	0
PART-TIME						
Professor						0
Associate Professor						0
Assistant Professor						0
Instructor						0
Lecturer						0
Academic Administrator						
Research Assoc./Asst.						0
TA/IF/GSA						0
Librarian						0
Volunteer	8	23				31
On Leave						
Other						0
TOTAL	8	23	0	0	0	31
GRAND TOTAL	8	23	0	0	0	31

Report 4B
 UNIVERSITY OF PITTSBURGH
 Classroom Assigned Credit Hours
 Academic Year, 2016-2017

021 Multi/Interdisciplinary Studies



Faculty Rank	Under Graduate		Graduate			Total
	Lower Division	Upper Division	Master's	First Prof.	Doctoral	
FULL-TIME						
Professor	3	26	11			40
Associate Professor	79	7				86
Assistant Professor	53	15				68
Instructor						0
Lecturer			7			7
Academic Administrator						
Research Assoc./Asst.						0
TA/IF/GSA						
Librarian						0
Volunteer						
On Leave						
Other						
TOTAL	135	48	18	0	0	201
PART-TIME						
Professor						0
Associate Professor						0
Assistant Professor						0
Instructor	102	31				133
Lecturer		3				3
Academic Administrator						
Research Assoc./Asst.						0
TA/IF/GSA		3				3
Librarian						0
Volunteer	2					2
On Leave						
Other	847	63	14			924
TOTAL	951	100	14	0	0	1,065
GRAND TOTAL	1,086	148	32	0	0	1,266

Report 4B

UNIVERSITY OF PITTSBURGH
Classroom Assigned Credit Hours
Academic Year, 2016-2017

024 Philosophy and Religion/Theology

Faculty Rank	Under Graduate		Graduate			Total
	Lower Division	Upper Division	Master's	First Prof.	Doctoral	
FULL-TIME						
Professor	15	20	28			63
Associate Professor	75	36	6			117
Assistant Professor	43	36	18			97
Instructor						0
Lecturer	32	47				79
Academic Administrator						
Research Assoc./Asst.						0
TA/IF/GSA						
Librarian						0
Volunteer						
On Leave						
Other						
TOTAL	165	139	52	0	0	356
PART-TIME						
Professor						0
Associate Professor						0
Assistant Professor	30	6				36
Instructor	6	8				14
Lecturer	85	12				97
Academic Administrator						
Research Assoc./Asst.						0
TA/IF/GSA	45					45
Librarian						0
Volunteer						0
On Leave						
Other	3	3	5			11
TOTAL	169	29	5	0	0	203
GRAND TOTAL	334	168	57	0	0	559

Report 4B

UNIVERSITY OF PITTSBURGH
Classroom Assigned Credit Hours
Academic Year, 2016-2017

025 Physical Sciences

Faculty Rank	Under Graduate		Master's	Graduate		Total
	Lower Division	Upper Division		First Prof.	Doctoral	

Report 4B
 UNIVERSITY OF PITTSBURGH
 Classroom Assigned Credit Hours
 Academic Year, 2016-2017

026 Psychology

Faculty Rank	Under Graduate		Graduate			Total
	Lower Division	Upper Division	Master's	First Prof.	Doctoral	
FULL-TIME						
Professor	22	49	50		3	124
Associate Professor	109	124	28		8	269
Assistant Professor	68	123	52		16	259
Instructor						0
Lecturer	38	42	4			84
Academic Administrator						
Research Assoc./Asst.						0
TA/IF/GSA						
Librarian						0
Volunteer						
On Leave						
Other						
TOTAL	237	338	134	0	27	736
PART-TIME						
Professor		3				3
Associate Professor		9				9
Assistant Professor	22	6				28
Instructor	24	29	22			75
Lecturer						0
Academic Administrator						
Research Assoc./Asst.						0
TA/IF/GSA	90	51	37			178
Librarian						0
Volunteer						0
On Leave						
Other	52	12	17		3	84
TOTAL	188	110	76	0	3	377
GRAND TOTAL	425	448	210	0	30	1,113

Report 4B

UNIVERSITY OF PITTSBURGH

Report 4B

UNIVERSITY OF PITTSBURGH
Classroom Assigned Credit Hours
Academic Year, 2016-2017

028 Social Sciences and History

Faculty Rank	Under Graduate		Graduate			Total
	Lower Division	Upper Division	Master's	First Prof.	Doctoral	
FULL-TIME						
Professor	192	170	73		2	437
Associate Professor	192	188	86		3	469
Assistant Professor	189	212	75		11	487
Instructor	27	27				54
Lecturer	79	173	24			276
Academic Administrator						
Research Assoc./Asst.						0
TA/IF/GSA						
Librarian						0
Volunteer						
On Leave						
Other						
TOTAL	679	770	258	0	16	1,723
PART-TIME						
Professor	5	15	3			23
Associate Professor	515	12				527
Assistant Professor	82	79	12			173
Instructor	182	119	5			306
Lecturer	88	64				152
Academic Administrator						
Research Assoc./Asst.						0
TA/IF/GSA	163	75	2			240
Librarian						0
Volunteer						0
On Leave						
Other	94	90	7			191
TOTAL	1,129	454	29	0	0	1,612
GRAND TOTAL	1,808	1,224	287	0	16	3,335

Report 4B


UNIVERSITY OF PITTSBURGH
Classroom Assigned Credit Hours
Academic Year, 2016-2017

030 Visual and Performing Arts

Under Grad OF PITTSBURGH

This page intentionally left blank

UNIVERSITY OF PITTSBURGH



Report 4C

Individual Instruction Assigned Credit Hours

Summer Term, 2016

Report 4C
 University of Pittsburgh
 Individual Instruction Assigned Credit Hours
 Summer Term, 2016

*** UNIVERSITY TOTALS ***

Faculty Rank	Under Graduate		Graduate			Total
	Lower Division	Upper Division	Master's	First Prof.	Doctoral	
FULL-TIME						
Professor		4	30	6	50	90
Associate Professor		7	51	16	45	119
Assistant Professor	4	32	88	66	37	227
Instructor		9	9			18
Lecturer		40	6		9	55
Academic Administrator						
Research Assoc./Asst.						0
TA/IF/GSA						
Librarian						0
Volunteer						
On Leave						
Other						
TOTAL	4	92	184	88	141	509
PART-TIME						
Professor		33	107		145	285
Associate Professor	8	123	86		166	383
Assistant Professor	3	86	64	4	45	202
Instructor	7	25	8	1		41
Lecturer	2	15	5			22
Academic Administrator						
Research Assoc./Asst.						0
TA/IF/GSA	2					2
Librarian		3				3
Volunteer		77	75		70	222
On Leave						
Other	7	439	84	10	63	603
TOTAL	29	801	429	15	489	1,763
GRAND TOTAL	33	893	613	103	630	2,272

Report 4C
 UNIVERSITY OF PITTSBURGH
 Individual Instruction Assigned Credit Hours
 Summer Term, 2016

003 Area, Ethnic, Cultural and Gender Studies

Faculty Rank	Under Graduate		Graduate			Total
	Lower Division	Upper Division	Master's	First Prof.	Doctoral	
FULL-TIME						
Professor						0
Associate Professor						0
Assistant Professor						0
Instructor						0
Lecturer						0
Academic Administrator						
Research Assoc./Asst.						0
TA/IF/GSA						
Librarian						0
Volunteer						
On Leave						
Other						
TOTAL	0	0	0	0	0	0
PART-TIME						
Professor						0
Associate Professor		2				2
Assistant Professor						0
Instructor						0
Lecturer		3				3
Academic Administrator						
Research Assoc./Asst.						0
TA/IF/GSA						0
Librarian						0
Volunteer						0
On Leave						
Other	3	151	2			156
TOTAL	3	156	2	0	0	161
GRAND TOTAL	3	156	2	0	0	161

Report 4C
 UNIVERSITY OF PITTSBURGH
 Individual Instruction Assigned Credit Hours
 Summer Term, 2016

004 Business

Faculty Rank	Under Graduate		Graduate			Total
	Lower Division	Upper Division	Master's	First Prof.	Doctoral	
FULL-TIME						
Professor		1			2	3
Associate Professor		2				2
Assistant Professor		3				3
Instructor						0
Lecturer						0
Academic Administrator						
Research Assoc./Asst.						0
TA/IF/GSA						
Librarian						0
Volunteer						
On Leave						
Other						
TOTAL	0	6	0	0	2	8
PART-TIME						
Professor						0
Associate Professor		7	3			10
Assistant Professor		20				20
Instructor						0
Lecturer						0
Academic Administrator						
Research Assoc./Asst.						0
TA/IF/GSA						0
Librarian						0
Volunteer		5				5
On Leave						
Other		16	15		25	56
TOTAL	0	48	18	0	25	91
GRAND TOTAL	0	54	18	0	27	99

Report 4C

UNIVERSITY OF PITTSBURGH
InGTTSBURGH

Report 4C

UNIVERSITY OF PITTSBURGH Individual Instruction Assigned Credit Hours Summer Term, 2016

008 Education

Faculty Rank	Under Graduate			Graduate		Total
	Lower Division	Upper Division	Master's	First Prof.	Doctoral	
FULL-TIME						
Professor						0
Associate Professor			2		1	3
Assistant Professor			1		2	3
Instructor						0
Lecturer						0
Academic Administrator						
Research Assoc./Asst.						0

Report 4C

UNIVERSITY OF PITTSBURGH Individual Instruction Assigned Credit Hours Summer Term, 2016

010 Foreign Languages, Literatures, and Linguistics

Faculty Rank	Under Graduate			Graduate		Total
	Lower Division	Upper Division	Master's	First Prof.	Doctoral	
FULL-TIME						
Professor						0
Associate Professor						0
Assistant Professor						0
Instructor						1
Lecturer						2
Academic Administrator						
Research Assoc./Asst.						0
TA/IF/GSA						

Report 4C
UNIVERSITY OF PITTSBURGH
Individual Instruction Assigned Credit Hours
Summer Term, 2016

011 Health Professions and Related Clinical Sciences

Faculty Rank	Under Graduate		Master's	Graduate		Total
	Lower Division	Upper Division		First Prof.	Doctoral	
FULL-TIME						

Report 4C
 UNIVERSITY OF PITTSBURGH
 Individual Instruction Assigned Credit Hours
 Summer Term, 2016

015 English Language and Literature/Letters

Faculty Rank	Under Graduate			Graduate		Total
	Lower Division	Upper Division	Master's	First Prof.	Doctoral	
FULL-TIME						
Professor						0
Associate Professor						0
Assistant Professor						0
Instructor						0
Lecturer		3				3
Academic Administrator						0
TA/IF/GSA						0
Librarian						0
Volunteer						
Other						
TOTAL		3	0	0	0	3
PART-TIME						
Associate Professor	3	12	3		3	14

Report 4C
 UNIVERSITY OF PITTSBURGH
 Individual Instruction Assigned Credit Hours
 Summer Term, 2016

017 Library Science



Faculty Rank	Under Graduate		Master's	Graduate First Prof.	Doctoral	Total
	Lower Division	Upper Division				
FULL-TIME						
Professor						0
Associate Professor						0
Assistant Professor						0
Instructor						0
Lecturer						0
Academic Administrator						
Research Assoc./Asst.						0
TA/IF/GSA						
Librarian						0
Volunteer						
On Leave						
Other						
TOTAL	0	0	0	0	0	0
PART-TIME						
Professor			3			3
Associate Professor			6		6	12
Assistant Professor			3			3
Instructor						0
Lecturer						0
Academic Administrator						
Research Assoc./Asst.						0
TA/IF/GSA						0
Librarian		3				3
Volunteer						0
On Leave						0
Other						0
TOTAL	0	3	12	0	6	21
GRAND TOTAL	0	3	12	0	6	21

Report 4C
 UNIVERSITY OF PITTSBURGH
 Individual Instruction Assigned Credit Hours
 Summer Term, 2016

018 Biological and Biomedical Sciences

Faculty Rank	Under Graduate		Graduate			Total
	Lower Division	Upper Division	Master's	First Prof.	Doctoral	
FULL-TIME						
Professor						0
Associate Professor						0
Assistant Professor						0
Instructor						0
Lecturer		9			1	10
Academic Administrator						
Research Assoc./Asst.						0
TA/IF/GSA						
Librarian						0
Volunteer						
On Leave						
Other						
TOTAL	0	9	0	0	1	10
PART-TIME						
Professor		3	5		2	10
Associate Professor		15	1		1	17
Assistant Professor	3	5	1		1	10
Instructor		4				4
Lecturer		2				2
Academic Administrator						
Research Assoc./Asst.						0
TA/IF/GSA						0
Librarian						0
Volunteer		2	1		1	4
On Leave						
Other		4	12		4	20
TOTAL	3	35	20	0	9	67
GRAND TOTAL	3	44	20	0	10	77

Report 4C
 UNIVERSITY OF PITTSBURGH
 Individual Instruction Assigned Credit Hours
 Summer Term, 2016

019 Mathematics and Statistics



Faculty Rank	Under Graduate		Graduate			Total
	Lower Division	Upper Division	Master's	First Prof.	Doctoral	
FULL-TIME						
Professor						0
Associate Professor						0
Assistant Professor						0
Instructor						0
Lecturer						0
Academic Administrator						
Research Assoc./Asst.						0
TA/IF/GSA						
Librarian						0
Volunteer						
On Leave						
Other						
TOTAL	0	0	0	0	0	0
PART-TIME						
Professor			4			4
Associate Professor			9		15	24
Assistant Professor			6			6
Instructor						0
Lecturer						0
Academic Administrator						
Research Assoc./Asst.						0
TA/IF/GSA						0
Librarian						0
Volunteer			3			3
On Leave						
Other						0
TOTAL	0	0	22	0	15	37
GRAND TOTAL	0	0	22	0	15	37

Report 4C
UNIVERSITY OF PITTSBURGH
Individual Instruction Assigned Credit Hours
Summer Term, 2016

021 Multi/Interdisciplinary Studies

Faculty Rank

Under Graduate
Lower Division

Graduate

Report 4C
 UNIVERSITY OF PITTSBURGH
 Individual Instruction Assigned Credit Hours
 Summer Term, 2016

026 Psychology

Faculty Rank	Under Graduate		Graduate			Total
	Lower Division	Upper Division	Master's	First Prof.	Doctoral	
FULL-TIME						
Professor						0
Associate Professor						0
Assistant Professor						0
Instructor						0
Lecturer		9				9
Academic Administrator						
Research Assoc./Asst.						0
TA/IF/GSA						
Librarian						0
Volunteer						
On Leave						
Other						
TOTAL	0	9	0	0	0	9
PART-TIME						
Professor			17		23	40
Associate Professor		15			16	31
Assistant Professor					14	14
Instructor						0
Lecturer						0
Academic Administrator						
Research Assoc./Asst.						0
TA/IF/GSA						0
Librarian						0
Volunteer		2				2
On Leave						
Other			1			1
TOTAL	0	17	18	0	53	88
GRAND TOTAL	0	26	18	0	53	97

Report 4C

UNIVERSITY OF PITTSBURGH⁰
 Individual Instruction Assigned Credit Hours
 Summer Term, 2016

027 Security & Protective Srvcs/Public Administration & Srvcs

Faculty Rank	Under Graduate			Graduate		Total
	Lower Division	Upper Division	Master's	First Prof.	Doctoral	
FULL-TIME						
Professor						0
Associate Professor						0
Assistant Professor			2			2
Instructor						0
Lecturer						0
Academic Administrator						
Research Assoc./Asst.						0
TA/IF/GSA						
Librarian						0
Volunteer						
On Leave						
Other						
TOTAL	0	0				

Report 4C


UNIVERSITY OF PITTSBURGH
Individual Instruction Assigned Credit Hours
Summer Term, 2016

028 Social Sciences and History

Report 4C

UNIVERSITY OF PITTSBURGH

UNIVERSITY OF PITTSBURGH



Report 4C

Individual Instruction Assigned Credit Hours

Academic Year, 2016-2017

Report 4C

UNIVERSITY OF PITTSBURGH Individual Instruction Assigned Credit Hours Academic Year, 2016-2017

003 Area, Ethnic, Cultural and Gender Studies

Faculty Rank	Under Graduate		Master's	Graduate		Total
	Lower Division	Upper Division		First Prof.	Doctoral	
FULL-TIME						
						0
Associate Professor			94.5	Associate Professor		3
Assistant Professor						0
Instructor						0
		18				18
Academic Administrator						0
TA/IF/GSA						
Librarian						
Volunteer						

Associate Profes

Report 4C
UNIVERSITY OF PITTSBURGH
Individual Instruction Assigned Credit Hours
Academic Year, 2016-2017

004 Business

Faculty Rank	Under Graduate		Master's	Graduate		Total
	Lower Division	Upper Division		First Prof.	Doctoral	
FULL-TIME						

Report 4C

UNIVERSITY OF PITTSBURGH
Individual Instruction Assigned Credit Hours
Academic Year, 2016-2017

006 Computer and Information Sciences and Support Services

Faculty Rank	Under Graduate		Master's	Graduate		Total
	Lower Division	Upper Division		First Prof.	Doctoral	

Report 4C

UNIVERSITY OF PITTSBURGH
Individual Instruction Assigned Credit Hours
Academic Year, 2016-2017

008 Education

Faculty Rank	Under Graduate		Master's	Graduate
	Lower Division	Upper Division		First Prof.

Report 4C

UNIVERSITY OF PITTSBURGH
 Individual Instruction Assigned Credit Hours
 Academic Year, 2016-2017

010 Foreign Languages, Literatures, and Linguistics

Faculty Rank	Under Graduate		Graduate			Total
	Lower Division	Upper Division	Master's	First Prof.	Doctoral	
FULL-TIME						
Professor		20	31		48	99
Associate Professor	15	19	31		51	116
Assistant Professor		13	11		12	36
Instructor		21				21
Lecturer		37	3			40
Academic Administrator						
Research Assoc./Asst.						0
TA/IF/GSA						
Librarian						0
Volunteer						
On Leave						
Other						
TOTAL	15	110	76	0	111	312
PART-TIME						
Professor						0
Associate Professor						0
Assistant Professor		3				3
Instructor	1	31				32
Lecturer		1				1
Academic Administrator						
Research Assoc./Asst.						0
TA/IF/GSA	1					1
Librarian						0
Volunteer					6	6
On Leave						
Other		243	1	3		247
TOTAL	2	278	1	3	6	290
GRAND TOTAL	17	388	77	3	117	602

Report 4C

UNIVERSITY OF PITTSBURGH Individual Instruction Assigned Credit Hours Academic Year, 2016-2017

011 Health Professions and Related Clinical Sciences

Faculty Rank	Under Graduate		Graduate			Total
	Lower Division	Upper Division	Master's	First Prof.	Doctoral	
FULL-TIME						
Professor		32	88	50	183	353
Associate Professor		59	143	84	203	489
Assistant Professor	49	250	255	153	212	919
Instructor	6	56	50	5		117
Lecturer						0
Academic Administrator						
Research Assoc./Asst.						0
TA/IF/GSA						
Librarian						0
Volunteer						
On Leave						
Other						
TOTAL	55	397	536	292	598	1,878
PART-TIME						
Professor			2		2	4
Associate Professor		4	4		12	20
Assistant Professor		7	41	39	2	89
Instructor	26	75	20	6	1	128
Lecturer						0
Academic Administrator						
Research Assoc./Asst.						0
TA/IF/GSA	7	9				16
Librarian						0
Volunteer		7	10		9	26
On Leave						
Other		24	66	34	54	178
TOTAL	33	126	143	79	80	461
GRAND TOTAL	88	523	679	371	678	2,339

Report 4C
 UNIVERSITY OF PITTSBURGH
 Individual Instruction Assigned Credit Hours
 Academic Year, 2016-2017

014 Legal Professions and Studies

Faculty Rank	Under Graduate		Graduate			Total
	Lower Division	Upper Division	Master's	First Prof.	Doctoral	
FULL-TIME						
Professor			17	5		22
Associate Professor				12		12
Assistant Professor		6	9	13		28
Instructor						0
Lecturer						0
Academic Administrator						
Research Assoc./Asst.						0
TA/IF/GSA						
Librarian						0
Volunteer						
On Leave						
Other						
TOTAL	0	6	26	30	0	62
PART-TIME						
Professor				4		4
Associate Professor						0
Assistant Professor				2		2
Instructor			1	6		7
Lecturer						0
Academic Administrator						
Research Assoc./Asst.						0
TA/IF/GSA						0
Librarian						0
Volunteer						0
On Leave						
Other			17	82		99
TOTAL	0	0	18	94	0	112
GRAND TOTAL	0	6	44	124	0	174

Report 4C
UNIVERSITY OF PITTSBURGH
Individual Instruction Assigned Credit Hours
Academic Year, 2016-2017

015 English Language and Literature/Letters

Faculty Rank	Under Graduate		Master's	Graduate		Total
	Lower Division	Upper Division		First Prof.	Doctoral	
FULL-TIME						

Report 4C
 UNIVERSITY OF PITTSBURGH
 Individual Instruction Assigned Credit Hours
 Academic Year, 2016-2017

017 Library Science

Faculty Rank	Under Graduate		Graduate			Total
	Lower Division	Upper Division	Master's	First Prof.	Doctoral	
FULL-TIME						
Professor			3			3
Associate Professor			5		28	33
Assistant Professor			6			6
Instructor						0
Lecturer						0
Academic Administrator						
Research Assoc./Asst.						0
TA/IF/GSA						
Librarian			3		10	13
Volunteer						
On Leave						
Other						
TOTAL	0	0	17	0	38	55
PART-TIME						
Professor					3	3
Associate Professor						0
Assistant Professor						0
Instructor						0
Lecturer						0
Academic Administrator						
Research Assoc./Asst.						0
TA/IF/GSA						0
Librarian		3				3
Volunteer						0
On Leave						
Other						0
TOTAL	0	3	0	0	3	6
GRAND TOTAL	0	3	17	0	41	61

Report 4C

UNIVERSITY OF PITTSBURGH
Individual Instruction Assigned Credit Hours
Academic Year, 2016-2017

018 Biological and Biomedical Sciences

Faculty Rank	Under Graduate		Master's	Graduate
	Lower Division	Upper Division		First Prof.

Report 4C
 UNIVERSITY OF PITTSBURGH
 Individual Instruction Assigned Credit Hours
 Academic Year, 2016-2017

019 Mathematics and Statistics

Faculty Rank	Under Graduate		Graduate			Total
	Lower Division	Upper Division	Master's	First Prof.	Doctoral	
FULL-TIME						
Professor		8	24			32
Associate Professor		14	30		30	74
Assistant Professor		1	48		3	52
Instructor		2				2
Lecturer		2				2
Academic Administrator						
Research Assoc./Asst.						0
TA/IF/GSA						
Librarian						0
Volunteer						
On Leave						
Other						
TOTAL	0	27	102	0	33	162
PART-TIME						
Professor						0
Associate Professor						0
Assistant Professor						0
Instructor		4				4
Lecturer		1				1
Academic Administrator						
Research Assoc./Asst.						0
TA/IF/GSA						0
Librarian						0
Volunteer						0
On Leave						
Other			5		12	17
TOTAL	0	5	5	0	12	22
GRAND TOTAL	0	32	107	0	45	184

Report 4C
 UNIVERSITY OF PITTSBURGH
 Individual Instruction Assigned Credit Hours
 Academic Year, 2016-2017

020 Military Technologies



Faculty Rank	Under Graduate		Graduate			Total
	Lower Division	Upper Division	Master's	First Prof.	Doctoral	
FULL-TIME						
Professor						0
Associate Professor						0
Assistant Professor						0
Instructor						0
Lecturer						0
Academic Administrator						
Research Assoc./Asst.						0
TA/IF/GSA						
Librarian						0
Volunteer						
On Leave						
Other						
TOTAL	0	0	0	0	0	0
PART-TIME						
Professor						0
Associate Professor						0
Assistant Professor						0
Instructor						0
Lecturer						0
Academic Administrator						
Research Assoc./Asst.						0
TA/IF/GSA						0
Librarian						0
Volunteer						0
On Leave						
Other						0
TOTAL	0	0	0	0	0	0
GRAND TOTAL	0	0	0	0	0	0

Report 4C

UNIVERSITY OF PITTSBURGH
 Individual Instruction Assigned Credit Hours
 Academic Year, 2016-2017

021 Multi/Interdisciplinary Studies

Faculty Rank	Under Graduate			Graduate	Doctoral	Total
	Lower Division	Upper Division	Master's	First Prof.		
FULL-TIME						
Professor		9	14		23	46
Associate Professor		44				44
Assistant Professor		7				7
Instructor						0
Lecturer						0
Academic Administrator						
Research Assoc./Asst.						0
TA/IF/GSA						
Librarian						0
Volunteer						
On Leave						
Other						
	TOTAL	0	60	14	0	23
PART-TIME						
Professor						0
Associate Professor						0
Assistant Professor						0
Instructor		5				5
Lecturer						0
Academic Administrator						
Research Assoc./Asst.						0
TA/IF/GSA						0
Librarian						0
Volunteer						0
On Leave						
Other	4	634	8		6	652
	TOTAL	4	639	8	0	6
GRAND TOTAL		4	699	22	0	29

Report 4C
 UNIVERSITY OF PITTSBURGH
 Individual Instruction Assigned Credit Hours
 Academic Year, 2016-2017

024 Philosophy and Religion/Theology

Faculty Rank	Under Graduate		Graduate			Total
	Lower Division	Upper Division	Master's	First Prof.	Doctoral	
FULL-TIME						
Professor		12	30			42
Associate Professor		10				10
Assistant Professor		9	3			12
Instructor						0
Lecturer		26	2			28
Academic Administrator						
Research Assoc./Asst.						0
TA/IF/GSA						
Librarian						0
Volunteer						
On Leave						
Other						
TOTAL	0	57	35	0	0	92
PART-TIME						
Professor						0
Associate Professor						0
Assistant Professor		9				9
Instructor						0
Lecturer						0
Academic Administrator						
Research Assoc./Asst.						0
TA/IF/GSA						0
Librarian						0
Volunteer						0
On Leave						
Other		3				3
TOTAL	0	12	0	0	0	12
GRAND TOTAL	0	69	35	0	0	104

Report 4C

UNIVERSITY OF PITTSBURGH Individual Instruction Assigned Credit Hours Academic Year, 2016-2017

025 Physical Sciences

Faculty Rank	Under Graduate			Graduate		Total
	Lower Division	Upper Division	Master's	First Prof.	Doctoral	
FULL-TIME						
Professor		10	36		66	112
Associate Professor	5	18	11		69	103
Assistant Professor		17			3	20
Instructor						0
Lecturer		19				19
Academic Administrator						
Research Assoc./Asst.						0
TA/IF/GSA						
Librarian						0
Volunteer						

Report 4C

UNIVERSITY OF PITTSBURGH

Report 4C

UNIVERSITY OF PITTSBURGH
 Individual Instruction Assigned Credit Hours
 Academic Year, 2016-2017

027 Security & Protective Srvcs/Public Administration & Srvcs

Faculty Rank	Under Graduate		Graduate			Total
	Lower Division	Upper Division	Master's	First Prof.	Doctoral	
FULL-TIME						
Professor			24		6	30
Associate Professor	6	27	37		6	76
Assistant Professor		25	29		3	57
Instructor						0
Lecturer			8			8
Academic Administrator						
Research Assoc./Asst.						0
TA/IF/GSA						
Librarian						0
Volunteer						
On Leave						
Other						
TOTAL	6	52	98	0	15	171
PART-TIME						
Professor						0
Associate Professor						0
Assistant Professor						0
Instructor		2	6			8
Lecturer			6			6
Academic Administrator						
Research Assoc./Asst.						0
TA/IF/GSA						0
Librarian						0
Volunteer						0
On Leave						
Other			26		20	46
TOTAL	0	2	38	0	20	60
GRAND TOTAL	6	54	136	0	35	231

Report 4C
 UNIVERSITY OF PITTSBURGH
 Individual Instruction Assigned Credit Hours
 Academic Year, 2016-2017

028 Social Sciences and History

Faculty Rank	Under Graduate		Graduate			Total
	Lower Division	Upper Division	Master's	First Prof.	Doctoral	
FULL-TIME						
Professor		60	108		28	196
Associate Professor		32	104		12	148
Assistant Professor		11	33			44
Instructor		20				20
Lecturer	1	101	3			105
Academic Administrator						
Research Assoc./Asst.						0
TA/IF/GSA						
Librarian						0
Volunteer						
On Leave						
Other						
TOTAL	1	224	248	0	40	513
PART-TIME						
Professor					12	12
Associate Professor		2				2
Assistant Professor		18	3			21
Instructor		4				4
Lecturer		7				7
Academic Administrator						
Research Assoc./Asst.						0
TA/IF/GSA						0
Librarian						0
Volunteer			1			1
On Leave						
Other		9	33		27	69
TOTAL	0	40	37	0	39	116
GRAND TOTAL	1	264	285	0	79	629

Report 4C

UNIVERSITY OF PITTSBURGH Individual Instruction Assigned Credit Hours Academic Year, 2016-2017

030 Visual and Performing Arts

Faculty Rank	Under Graduate			Graduate		Total
	Lower Division	Upper Division	Master's	First Prof.	Doctoral	
FULL-TIME						
Professor		3	76		29	108
Associate Professor	3	53	20		66	142
Assistant Professor		19	100		21	140
Instructor						0
Lecturer		38	1			39
Academic Administrator						
Research Assoc./Asst.						0
TA/IF/GSA						
Librarian						0
Volunteer						

This page intentionally left blank

UNIVERSITY OF PITTSBURGH



Report 4D

Classroom Student Credit Hours

Summer Term, 2016

Report 4D

UNIVERSITY OF PITTSBURGH

Report 4D
 UNIVERSITY OF PITTSBURGH
 Classroom Student Credit Hours
 Summer Term, 2016

04 Business

Faculty Rank	Under Graduate		Graduate			Total
	Lower Division	Upper Division	Master's	First Prof.	Doctoral	
FULL-TIME						
Professor	52		79			131
Associate Professor		21	219			240
Assistant Professor	124	52	294			470
Instructor						0
Lecturer						0
Academic Administrator						
Research Assoc./Asst.						0
TA/IF/GSA						0
Volunteer						
On Leave						
Other						
TOTAL	176	73	592	0	0	841
PART-TIME						
Professor			367		9	376
Associate Professor			278			278
Assistant Professor	87	42				

Report 4D

UNIVERSITY OF PITTSBURGH
Classroom Student Credit Hours
Summer Term, 2016

006 Computer and Information Sciences and Support Services

Faculty Rank	Under Graduate		Master's	Graduate
	Lower Division	Upper Division		First Prof.

Report 4D
 UNIVERSITY OF PITTSBURGH
 Classroom Student Credit Hours
 Summer Term, 2016

008 Education

Faculty Rank	Under Graduate		Graduate			Total
	Lower Division	Upper Division	Master's	First Prof.	Doctoral	
FULL-TIME						
Professor						0
Associate Professor			21		167	188
Assistant Professor	70		213			283
Instructor	120					120
Lecturer						0
Academic Administrator						
Research Assoc./Asst.			43		12	55
TA/IF/GSA						
Librarian						0
Volunteer						
On Leave						
Other						
TOTAL	190	0	277	0	179	646
PART-TIME						
Professor			58		104	162
Associate Professor		60	77		495	632
Assistant Professor	95		584		1	680
Instructor	37	102	585		98	822
Lecturer						0
Academic Administrator						
Research Assoc./Asst.						0
TA/IF/GSA	4		227		33	264
Librarian						0
Volunteer			21			21
On Leave						
Other	95		14		78	187
TOTAL	231	162	1,566	0	809	2,768
GRAND TOTAL	421	162	1,843	0	988	3,414

Report 4D
 UNIVERSITY OF PITTSBURGH
 Classroom Student Credit Hours
 Summer Term, 2016

010 Foreign Languages, Literatures, and Linguistics

Faculty Rank	Under Graduate			Graduate		Total
	Lower Division	Upper Division	Master's	First Prof.	Doctoral	
FULL-TIME						
Professor						0
Associate Professor						0
Assistant Professor						0
Instructor	62	13				75
Lecturer	27	18	4			49
Academic Administrator						
Research Assoc./Asst.						0
TA/IF/GSA						
Librarian						0
Volunteer						
On Leave						
Other						
TOTAL	89	31	4	0	0	124
PART-TIME						
Professor	117					117
Associate Professor						0
Assistant Professor	18	18				36
Instructor	388	320				708
Lecturer	355	47				402
Academic Administrator						
Research Assoc./Asst.						0
TA/IF/GSA	300	63				363
Librarian						0
Volunteer						20

Report 4D

UNIVERSITY OF PITTSBURGH
Classroom Student Credit Hours
Summer Term, 2016

011 Health Professions and Related Clinical Sciences

Under Graduate

Graduate

Report 4D

Report 4D

UNIVERSITY OF PITTSBURGH

Report 4D

UNIVERSITY OF PITTSBURGH
Classroom Student Credit Hours
Summer Term, 2016

Report 4D

Report 4D

UNIVERSITY OF PITTSBURGH
Classroom Student Credit Hours

Report 4D
 UNIVERSITY OF PITTSBURGH
 Classroom Student Credit Hours
 Summer Term, 2016

026 Psychology



Faculty Rank	Under Graduate		Master's	Graduate		Total
	Lower Division	Upper Division		First Prof.	Doctoral	
FULL-TIME						
Professor			27			27
Associate Professor						0
Assistant Professor		15				15
Instructor						0
Lecturer						0
Academic Administrator						
Research Assoc./Asst.						0
TA/IF/GSA						
Librarian						0
Volunteer						
On Leave						
Other						
TOTAL	0	15	27	0	0	42
PART-TIME						
Professor			20			20
Associate Professor	106	18	147			271
Assistant Professor	117	24			122	263
Instructor	51		32			83
Lecturer		26				26
Academic Administrator						
Research Assoc./Asst.						0
TA/IF/GSA	586	114	138			838
Librarian						0
Volunteer						0
On Leave						
Other	33		4			37
TOTAL	893	182	341	0	122	1,538
GRAND TOTAL	893	197	368	0	122	1,580

Report 4D
 UNIVERSITY OF PITTSBURGH
 Classroom Student Credit Hours
 Summer Term, 2016

027 Security & Protective Svcs/Public Administration & Svcs

Faculty Rank	Under Graduate		Graduate			Total
	Lower Division	Upper Division	Master's	First Prof.	Doctoral	
FULL-TIME						
Professor						0
Associate Professor						0
Assistant Professor			29			29
Instructor						0
Lecturer			17			17
Academic Administrator						
Research Assoc./Asst.						0
TA/IF/GSA						
Librarian						0
Volunteer						
On Leave						
Other						
TOTAL	0	0	46	0	0	46
PART-TIME						
Professor						0
Associate Professor	111	153	54			318
Assistant Professor	45		136			181
Instructor	48	354	423			825
Lecturer			81			81
Academic Administrator						
Research Assoc./Asst.						0
TA/IF/GSA						0
Librarian						0
Volunteer						0
On Leave						
Other	78	99	420			597
TOTAL	282	606	1,114	0	0	2,002
GRAND TOTAL	282	606	1,160	0	0	2,048

Report 4D

Report 4D

UNIVERSITY OF PITTSBURGH
Classroom Student Credit Hours
Summer Term, 2016


030 Visual and Performing Arts

Faculty Rank

Under Graduate

Graduate

UNIVERSITY OF PITTSBURGH



Report 4D

Classroom Student Credit Hours

Academic Year, 2016-2017

Report 4D

UNIVERSITY OF PITTSBURGH Classroom Student Credit Hours Academic Year, 2016-2017

*** UNIVERSITY TOTALS ***

Faculty Rank	Under Graduate		Graduate			Total
	Lower Division	Upper Division	Master's	First Prof.	Doctoral	
FULL-TIME						
Professor	33,322	22,222	18,683	5,166	2,193	81,586
Associate Professor	63,362	41,766	21,280	4,678	2,232	133,318
Assistant Professor	56,627	57,328	23,894	6,954	2,393	147,196
Instructor	18,705	5,895	1,982	404	2	26,988
Lecturer	58,445	24,456	2,829		13	85,743
Academic Administrator						
Research Assoc./Asst.			217			217
TA/IF/GSA						
Librarian	114		90	54		258
Volunteer						
On Leave						
Other						
TOTAL	230,575	151,667	68,975	17,256	6,833	475,306
PART-TIME						
Professor	942	1,557	799	812	52	4,162
Associate Professor	9,311	2,097	467	81	87	12,043
Assistant Professor	14,673	5,372	3,748	2,570	233	26,596
Instructor	65,379	29,848	9,102	191	204	104,724
Lecturer	45,424	17,637	4,485			67,546
Academic Administrator						
Research Assoc./Asst.	261					261
TA/IF/GSA	60,661	13,764	4,074		54	78,553
Librarian	107	84				191
Volunteer	256	804	442	36	19	1,557
On Leave						
Other	40,245	11,736	11,459	9,289	249	72,978
TOTAL	237,259	82,899	34,576	12,979	898	368,611
GRAND TOTAL	467,834	234,566	103,551	30,235	7,731	843,917

Report 4D
 UNIVERSITY OF PITTSBURGH
 Classroom Student Credit Hours
 Academic Year, 2016-2017

003 Area, Ethnic, Cultural and Gender Studies

Faculty Rank	Under Graduate		Graduate			Total
	Lower Division	Upper Division	Master's	First Prof.	Doctoral	
FULL-TIME						
Professor						0
Associate Professor	165	150				315
Assistant Professor	1,164	474				1,638
Instructor						0
Lecturer	910	321				1,231
Academic Administrator						
Research Assoc./Asst.						0
TA/IF/GSA						
Librarian						0
Volunteer						
On Leave						
Other						
TOTAL	2,239	945	0	0	0	3,184
PART-TIME						
Professor						0
Associate Professor						0
Assistant Professor						0
Instructor	1,297	453				1,750
Lecturer	54					54
Academic Administrator						
Research Assoc./Asst.						0
TA/IF/GSA						0
Librarian						0
Volunteer						0
On Leave						
Other	57	234				291
TOTAL	1,408	687	0	0	0	2,095
GRAND TOTAL	3,647	1,632	0	0	0	5,279

Report 4D

UNIVERSITY OF PITTSBURGH
Classroom Student Credit Hours
Academic Year, 2016-2017

004 Business

Faculty Rank

Under Graduate

Graduate

Report 4D

UNIVERSITY OF PITTSBURGH
Classroom Student Credit Hours
Academic Year, 2016-2017

006 Computer and Information Sciences and Support Services

Faculty Rank	Under Graduate		Master's	Graduate	
	Lower Division	Upper Division		First Prof.	Doctoral

Report 4D

UNIVERSITY OF PITTSBURGH
Classroom Student Credit Hours
Academic Year, 2016-2017

008 Education

Faculty Rank	Under Graduate			Graduate	First Prof.	Doctoral	Total
	Lower Division	Upper Division	Master's				
FULL-TIME							
Professor			77				123

123

Report 4D

UNIVERSITY OF PITTSBURGH
Classroom Student Credit Hours
Academic Year, 2016-2017

009 Engineering

Report 4D
 UNIVERSITY OF PITTSBURGH
 Classroom Student Credit Hours
 Academic Year, 2016-2017

011 Health Professions and Related Clinical Sciences

Faculty Rank	Under Graduate			Graduate		Total
	Lower Division	Upper Division	Master's	First Prof.	Doctoral	
FULL-TIME						
Professor	936	1,351	4,054	3,040	708	10,089
Associate Professor	1,426	3,701	5,601	4,269	389	15,386
Assistant Professor	5,491	9,530	9,624	6,615	1,168	32,428
Instructor	791	3,176	1,735	404	2	6,108
Lecturer						0
Academic Administrator						
Research Assoc./Asst.						0
TA/IF/GSA						
Librarian						0
Volunteer						
On Leave						
Other						
TOTAL	8,644	17,758	21,014	14,328	2,267	64,011
PART-TIME						
Professor			12			12
Associate Professor		213	93	81	7	394
Assistant Professor	174	676	1,139	2,441	28	

Report 4D
 UNIVERSITY OF PITTSBURGH
 Classroom Student Credit Hours
 Academic Year, 2016-2017

014 Legal Professions and Studies

Faculty Rank	Under Graduate		Graduate			Total
	Lower Division	Upper Division	Master's	First Prof.	Doctoral	
FULL-TIME						
Professor		33	74	2,126		2,233
Associate Professor			27	394		421
Assistant Professor			53	339		392
Instructor						0
Lecturer						0
Academic Administrator						
Research Assoc./Asst.						0
TA/IF/GSA						
Librarian			1	54		55
Volunteer						
On Leave						
Other						
TOTAL	0	33	155	2,913	0	3,101
PART-TIME						
Professor			20	812		832
Associate Professor						0
Assistant Professor			3	129		132
Instructor				79		79
Lecturer						0
Academic Administrator						
Research Assoc./Asst.						0
TA/IF/GSA						0
Librarian						0
Volunteer				16		16
On Leave						
Other			337	7,932		8,269
TOTAL	0	0	360	8,968	0	9,328
GRAND TOTAL	0	33	515	11,881	0	12,429

Report 4D

UNIVERSITY OF PITTSBURGH
Classroom Student Credit Hours
Academic Year, 2016-2017

015 English Language and Literature/Letters

Faculty Rank

Under Graduate

Lower Division

Upper Division

Graduate

Report 4D

UNIVERSITY OF PITTSBURGH
Classroom Student Credit Hours
Academic Year, 2016-2017

017 Library Science

Faculty Rank	Under Graduate		Master's	Graduate		Total
	Lower Division	Upper Division		First Prof.	Doctoral	
FULL-TIME Professor						

Report 4D
UNIVERSITY OF PITTSBURGH
Classroom Student Credit Hours
Academic Year, 2016-2017

019 Mathematics and Statistics

Faculty Rank	Under Graduate		Master's	Graduate		Total
	Lower Division	Upper Division		First Prof.	Doctoral	

Report 4D
 UNIVERSITY OF PITTSBURGH
 Classroom Student Credit Hours
 Academic Year, 2016-2017

020 Military Technologies

Faculty Rank	Under Graduate		Graduate			Total
	Lower Division	Upper Division	Master's	First Prof.	Doctoral	
FULL-TIME						
Professor						0
Associate Professor						0
Assistant Professor						0
Instructor						0
Lecturer						0
Academic Administrator						
Research Assoc./Asst.						0
TA/IF/GSA						
Librarian						0
Volunteer						
On Leave						
Other						
TOTAL	0	0	0	0	0	0
PART-TIME						
Professor						0
Associate Professor						0
Assistant Professor						0
Instructor						0
Lecturer						0
Academic Administrator						
Research Assoc./Asst.						0
TA/IF/GSA						0
Librarian						0
Volunteer	191	222				413
On Leave						
Other						0
TOTAL	191	222	0	0	0	413
GRAND TOTAL	191	222	0	0	0	413

Report 4D

UNIVERSITY OF PITTSBURGH Classroom Student Credit Hours Academic Year, 2016-2017

021 Multi/Interdisciplinary Studies

Faculty Rank	Under Graduate			Graduate		Total
	Lower Division	Upper Division	Master's	First Prof.	Doctoral	
FULL-TIME						
Professor	300	392	111			803
Associate Professor	1,720	172				1,892
Assistant Professor	911	360				1,271
Instructor						0
Lecturer			96			96
Academic Administrator						
Research Assoc./Asst. TA/IF/GSA						
Librarian						0
Volunteer						
On Leave						
Other						
TOTAL	2,931	924	207	0	0	4,062
PART-TIME						
Professor						0
Associate Professor						0
Assistant Professor						0
Instructor	2,620	509				3,129
Lecturer		54				54

1.867 rg47461 Td/R13 9 Tf[(54)]TJET0.867 Q Tf[41.25 -457 Professor

Report 4D
 UNIVERSITY OF PITTSBURGH
 Classroom Student Credit Hours
 Academic Year, 2016-2017

024 Philosophy and Religion/Theology

Faculty Rank	Under Graduate			Graduate		Total
	Lower Division	Upper Division	Master's	First Prof.	Doctoral	
FULL-TIME						
Professor	1,205	354	268			1,827
Associate Professor	2,432	690	24			3,146
Assistant Professor	2,032	873	129			3,034
Instructor						0
Lecturer	657	2,012				2,669
Academic Administrator						
Research Assoc./Asst.						0
TA/IF/GSA						
Librarian						0
Volunteer						
On Leave						
Other						
TOTAL	6,326	3,929	421	0	0	10,676
PART-TIME						
Professor						0
Associate Professor						0
Assistant Professor	828	174				1,002
Instructor	240	183				423
Lecturer	3,380	222				3,602
Academic Administrator						
Research Assoc./Asst.						0
TA/IF/GSA	1,184					1,184
Librarian						0
Volunteer						0
On Leave						
Other	81	45	23			149
TOTAL	5,713	624	23	0	0	6,360
GRAND TOTAL	12,039	4,553	444			

Report 4D
 UNIVERSITY OF PITTSBURGH
 Classroom Student Credit Hours
 Academic Year, 2016-2017

025 Physical Sciences

Faculty Rank	Under Graduate			Graduate		Total
	Lower Division	Upper Division	Master's	First Prof.	Doctoral	
FULL-TIME						
Professor	8,017	1,061	990		144	10,212
Associate Professor	10,841	1,494	445		196	12,976
Assistant Professor	7,769	980	552		25	9,326
Instructor	2,663	68				2,731
Lecturer	12,902	1,419	34			14,355
Academic Administrator						
Research Assoc./Asst.						0
TA/IF/GSA						
Librarian						0
Volunteer						
On Leave						
Other						
TOTAL	42,192	5,022	2,021	0	365	49,600
PART-TIME						
Professor		54				54
Associate Professor	2,069	131			33	2,233

Report 4D
 UNIVERSITY OF PITTSBURGH
 Classroom Student Credit Hours
 Academic Year, 2016-2017

026 Psychology

Faculty Rank	Under Graduate			Graduate		Total
	Lower Division	Upper Division	Master's	First Prof.	Doctoral	
FULL-TIME						
Professor	1,337	1,074	709		12	3,132
Associate Professor	5,026	2,376	457		65	7,924
Assistant Professor	3,227	2,398	880		260	6,765
Instructor						0
Lecturer	5,398	1,422	53			6,873
Academic Administrator						
Research Assoc./Asst.						0
TA/IF/GSA						
Librarian						0
Volunteer						
On Leave						
Other						
TOTAL	14,988	7,270	2,099	0	337	24,694
PART-TIME						
Professor		84				84
Associate Professor		207				207
Assistant Professor	646	168				814
Instructor	765	767	238			1,770
Lecturer						0
Academic Administrator						
Research Assoc./Asst.						0
TA/IF/GSA	10,869	2,471	734			14,074
Librarian						0
Volunteer						0
On Leave						
Other	845	245	169		3	1,262
TOTAL	13,125	3,942	1,141	0	3	18,211
GRAND TOTAL	28,113	11,212	3,240			

Report 4D

UNIVERSITY OF PITTSBURGH
Classroom Student Credit Hours
Academic Year, 2016-2017

Report 4D

UNIVERSITY OF PITTSBURGH
Classroom Student Credit Hours
Academic Year, 2016-2017

028 Social Sciences and History


Faculty Rank

Under Graduate
Lower Division

Graduate

This page intentionally left blank

UNIVERSITY OF PITTSBURGH



Report 4E

Individual Instruction Student Credit Hours

Report 4E

UNIVERSITY OF PITTSBURGH
Individual Instruction Student Credit Hours
Summer Term, 2016

003 Area, Ethnic, Cultural and Gender Studies

Faculty Rank	Under Graduate			Graduate		Total
	Lower Division	Upper Division	Master's	First Prof.	Doctoral	
FULL-TIME						
Professor						0
Associate Professor						0
Assistant Professor						0
Instructor						0
Lecturer						0

Report 4E

Report 4E

UNIVERSITY OF PITTSBURGH

Report 4E
 UNIVERSITY OF PITTSBURGH
 Individual Instruction Student Credit Hours
 Summer Term, 2016

008 Education

Faculty Rank	Under Graduate			Graduate		Total
	Lower Division	Upper Division	Master's	First Prof.	Doctoral	
FULL-TIME						
Professor						0
Associate Professor			17		14	31
Assistant Professor			1		4	5
Instructor						0
Lecturer						0
Academic Administrator						
Research Assoc./Asst.						0
TA/IF/GSA						
Librarian						0
Volunteer						
On Leave						
Other						
TOTAL	0	0	18	0	18	36
PART-TIME						
Professor					50	50
Associate Professor		10	1		126	137
Assistant Professor		93	156		21	270
Instructor			12			12
Lecturer						0
Academic Administrator						
Research Assoc./Asst.						0
TA/IF/GSA						0
Librarian						0
Volunteer		3			67	70
On Leave						
Other	18	10				28
TOTAL	18	116	169	0	264	567
GRAND TOTAL	18	116	187	0	282	603

Report 4E
 UNIVERSITY OF PITTSBURGH
 Individual Instruction Student Credit Hours
 Summer Term, 2016

010 Foreign Languages, Literatures, and Linguistics

Faculty Rank	Under Graduate		Graduate			Total
	Lower Division	Upper Division	Master's	First Prof.	Doctoral	
FULL-TIME						
Professor						0
Associate Professor						0
Assistant Professor						0
Instructor		1				1
Lecturer		3				3
Academic Administrator						
Research Assoc./Asst.						0
TA/IF/GSA						
Librarian						0
Volunteer						
On Leave						
Other						
TOTAL	0	4	0	0	0	4
PART-TIME						
Professor		1				1
Associate Professor			8			8
Assistant Professor						0
Instructor						0
Lecturer		13				13
Academic Administrator						
Research Assoc./Asst.						0
TA/IF/GSA						0
Librarian						0
Volunteer		4	6		9	19
On Leave						
Other					7	7
TOTAL	0	18	14	0	16	48
GRAND TOTAL	0	22	14	0	16	52

Report 4E
 UNIVERSITY OF PITTSBURGH
 Individual Instruction Student Credit Hours
 Summer Term, 2016

011 Health Professions and Related Clinical Sciences

Faculty Rank	Under Graduate		Graduate			Total
	Lower Division	Upper Division	Master's	First Prof.	Doctoral	
FULL-TIME						
Professor		8	66	214	80	368
Associate Professor		11	137	371	61	580
Assistant Professor	84	293	1,331	1,920	61	3,689
Instructor		127	384			511
Lecturer						0
Academic Administrator						0
Research Assoc./Asst.						0
TA/IF/GSA						0
Librarian						0
Volunteer						
On Leave						
Other						
TOTAL	84	439	1,918	2,505	202	5,148
PART-TIME						
Professor			7		13	20
Associate Professor		1	12			13
Assistant Professor		7	62		1	406
Instructor	22	179	17	15		233
Lecturer						0
Academic Administrator						0
Research Assoc./Asst.						0
TA/IF/GSA						0
Librarian						0
Volunteer		126	4		6	136
On Leave						
Other			67	663	5	735
TOTAL	22	313	169	1,014	25	1,543
GRAND TOTAL	106	752	2,087	3,519	227	6,691

Report 4E
 UNIVERSITY OF PITTSBURGH
 Individual Instruction Student Credit Hours
 Summer Term, 2016

017 Library Science

Faculty Rank	Under Graduate		Graduate			Total
	Lower Division	Upper Division	Master's	First Prof.	Doctoral	
FULL-TIME						
Professor						0
Associate Professor						0
Assistant Professor						0
Instructor						0
Lecturer						0
Academic Administrator						
Research Assoc./Asst.						0
TA/IF/GSA						
Librarian						0
Volunteer						
On Leave						
Other						
TOTAL	0	0	0	0	0	0
PART-TIME						
Professor			3			3
Associate Professor			9		9	18
Assistant Professor			6			6
Instructor						0
Lecturer						0
Academic Administrator						
Research Assoc./Asst.						0
TA/IF/GSA						0
Librarian		3				3
Volunteer						0
On Leave						
Other						0
TOTAL	0	3	18	0	9	30
GRAND TOTAL	0	3	18	0	9	30

Report 4E
UNIVERSITY OF PITTSBURGH
Individual Instruction Student Credit Hours
Summer Term, 2016

018 Biological and Biomedical Sciences

Faculty Rank

Under Graduate

Graduate

Report 4E

UNIVERSITY OF PITTSBURGH

Report 4E

UNIVERSITY OF PITTSBURGH

Report 4E
 UNIVERSITY OF PITTSBURGH
 Individual Instruction Student Credit Hours
 Summer Term, 2016

025 Physical Sciences

Faculty Rank	Under Graduate			Graduate		Total
	Lower Division	Upper Division	Master's	First Prof.	Doctoral	
FULL-TIME						
Professor						0
Associate Professor						0
Assistant Professor						0
Instructor						0
Lecturer		2				2
Academic Administrator						
Research Assoc./Asst.						0
TA/IF/GSA						
Librarian						0
Volunteer						
On Leave						
Other						
TOTAL	0	2	0	0	0	2
PART-TIME						
Professor			181		79	260
Associate Professor		5	11		19	35
Assistant Professor		1	2		3	6
Instructor						0
Lecturer		1				1
Academic Administrator						
Research Assoc./Asst.						0
TA/IF/GSA						0
Librarian						0
Volunteer		48				48
On Leave						
Other						

Report 4E
UNIVERSITY OF PITTSBURGH
Individual Instruction Student Credit Hours
Summer Term, 2016

026 Psychology

Faculty Rank

Under Graduate
Lower Division

Graduate


Report 4E
UNIVERSITY OF PITTSBURGH
Individual Instruction Student Credit Hours
Summer Term, 2016

027 Security & Protective Svcs/Public Administration & Svcs

Faculty Rank	Under Graduate		Master's	Graduate		Total
	Lower Division	Upper Division		First Prof.	Doctoral	

Report 4E

UNIVERSITY OF PITTSBURGH



Report 4E

Individual Instruction Student Credit Hours

Academic Year, 2016-2017

Report 4E
UNIVERSITY OF PITTSBURGH
Individual Instruction Student Credit Hours
Academic Year, 2016-2017

*** UNIVERSITY TOTALS ***

Faculty Rank

Under Graduate
Lower Division Upper Division

Graduate

Report 4E
 UNIVERSITY OF PITTSBURGH
 Individual Instruction Student Credit Hours
 Academic Year, 2016-2017

004 Business

Faculty Rank	Under Graduate		Master's	Graduate	Doctoral	Total
	Lower Division	Upper Division		First Prof.		
FULL-TIME						
Professor		32	86		34	152
Associate Professor	1	254	136			391
Assistant Professor	3	276	20			299
Instructor						0
Lecturer						0
Academic Administrator						
Research Assoc./Asst.						0
TA/IF/GSA						
Librarian						0
Volunteer						
On Leave						
Other						
TOTAL	4	562	242	0	34	842
PART-TIME						
Professor						0
Associate Professor						0
Assistant Professor		3				3
Instructor						0
Lecturer		57				57
Academic Administrator						
Research Assoc./Asst.						0
TA/IF/GSA						0
Librarian						0
Volunteer						0
On Leave						
Other		363	221		105	689
TOTAL	0	423	221	0	105	749
GRAND TOTAL	4	985	463	0	139	1,591

Report 4E

UNIVERSITY OF PITTSBURGH
Individual Instruction Student Credit Hours
Academic Year, 2016-2017

Report 4E
 UNIVERSITY OF PITTSBURGH
 Individual Instruction Student Credit Hours
 Academic Year, 2016-2017

008 Education

Faculty Rank	Under Graduate		Graduate			Total
	Lower Division	Upper Division	Master's	First Prof.	Doctoral	
FULL-TIME						
Professor		3	12		293	308
Associate Professor	1	275	82		708	1,066
Assistant Professor	17	339	350		259	965
Instructor		28				28
Lecturer						0
Academic Administrator						
Research Assoc./Asst.						0
TA/IF/GSA						
Librarian						0
Volunteer						
On Leave						
Other						
TOTAL	18	645				

Report 4E
 UNIVERSITY OF PITTSBURGH
 Individual Instruction Student Credit Hours
 Academic Year, 2016-2017

009 Engineering

Faculty Rank	Under Graduate		Master's	Graduate		Total
	Lower Division	Upper Division		First Prof.	Doctoral	
FULL-TIME						
Professor		208	312		1,765	2,285
Associate Professor		347	188		1,135	1,670
Assistant Professor						

Report 4E
 UNIVERSITY OF PITTSBURGH
 Individual Instruction Student Credit Hours
 Academic Year, 2016-2017

011 Health Professions and Related Clinical Sciences

Faculty Rank	Under Graduate			Graduate		Total
	Lower Division	Upper Division	Master's	First Prof.	Doctoral	
FULL-TIME						
Professor		119	481	1,153	307	2,060
Associate Professor		458	603	1,334	311	2,706
Assistant Professor	1,191	2,984	3,146	2,980	311	10,612
Instructor	66	936	959	23		1,984
Lecturer						0
Academic Administrator						
Research Assoc./Asst.						0
TA/IF/GSA						
Librarian						0
Volunteer						
On Leave						
Other						
TOTAL	1,257	4,497	5,189	5,490	929	17,362
PART-TIME						
Professor			9		4	13
Associate Professor		45	15		32	92
Assistant Professor		46	141	973	5	1,165
Instructor	172	762	188	39	1	1,162
Lecturer						0
Academic Administrator						
Research Assoc./Asst.						0
TA/IF/GSA	217	180				397
Librarian						0
Volunteer		68	32		9	109
On Leave						
Other		234	521	1,438	92	2,285
TOTAL	389	1,335	906	2,450	143	5,223
GRAND TOTAL	1,646	5,832	6,095	7,940	1,072	22,585

Report 4E
 UNIVERSITY OF PITTSBURGH
 Individual Instruction Student Credit Hours
 Academic Year, 2016-2017

014 Legal Professions and Studies

Faculty Rank	Under Graduate			Graduate		Total
	Lower Division	Upper Division	Master's	First Prof.	Doctoral	
FULL-TIME						
Professor			32	21		53
Associate Professor				30		30
Assistant Professor		15	15	56		

Report 4E

UNIVERSITY OF PITTSBURGH

Report 4E
UNIVERSITY OF PITTSBURGH
Individual Instruction Student Credit Hours
Academic Year, 2016-2017

017 Library Science

Under Graduate

Report 4E
 UNIVERSITY OF PITTSBURGH
 Individual Instruction Student Credit Hours
 Academic Year, 2016-2017

018 Biological and Biomedical Sciences

Faculty Rank	Under Graduate		Graduate			Total
	Lower Division	Upper Division	Master's	First Prof.	Doctoral	
FULL-TIME						
Professor		798	130		100	1,028
Associate Professor	3	198	41		75	317
Assistant Professor		134	19		22	175
Instructor		21				21
Lecturer		643	2		8	653
Academic Administrator						
Research Assoc./Asst.						0
TA/IF/GSA						
Librarian						0
Volunteer						
On Leave						
Other						
TOTAL	3	1,794	192	0	205	2,194
PART-TIME						
Professor			2		8	10
Associate Professor						0
Assistant Professor						0
Instructor	6	129				135
Lecturer		37				37
Academic Administrator						
Research Assoc./Asst.						0
TA/IF/GSA						0
Librarian						0
Volunteer						0
On Leave						
Other		536	200		58	794
TOTAL	6	702	202	0	66	976
GRAND TOTAL	9	2,496	394	0	271	3,170

Report 4E

UNIVERSITY OF PITTSBURGH
Individual Instruction Student Credit Hours
Academic Year, 2016-2017

019 Mathematics and Statistics

Report 4E
 UNIVERSITY OF PITTSBURGH
 Individual Instruction Student Credit Hours
 Academic Year, 2016-2017

020 Military Technologies

Faculty Rank	Under Graduate		Graduate			Total
	Lower Division	Upper Division	Master's	First Prof.	Doctoral	
FULL-TIME						
Professor						0
Associate Professor						0
Assistant Professor						0
Instructor						0
Lecturer						0
Academic Administrator						
Research Assoc./Asst.						0
TA/IF/GSA						
Librarian						0
Volunteer						
On Leave						
Other						
TOTAL	0	0	0	0	0	0
PART-TIME						
Professor						0
Associate Professor						0
Assistant Professor						0
Instructor						0
Lecturer						0
Academic Administrator						
Research Assoc./Asst.						0
TA/IF/GSA						0
Librarian						0
Volunteer						0
On Leave						
Other						0
TOTAL	0	0	0	0	0	0
GRAND TOTAL	0	0	0	0	0	0

Report 4E

UNIVERSITY OF PITTSBURGH
Individual Instruction Student Credit Hours
Academic Year, 2016-2017

021 Multi/Interdisciplinary Studies

Report 4E

Report 4E
 UNIVERSITY OF PITTSBURGH
 Individual Instruction Student Credit Hours
 Academic Year, 2016-2017

025 Physical Sciences

Faculty Rank	Under Graduate		Graduate			Total
	Lower Division	Upper Division	Master's	First Prof.	Doctoral	
FULL-TIME						
Professor		93	1,724		676	2,493
Associate Professor	9	35	147		116	307
Assistant Professor		58			39	97
Instructor						0
Lecturer		155				155
Academic Administrator						
Research Assoc./Asst.						0
TA/IF/GSA						
Librarian						0
Volunteer						
On Leave						
Other						
TOTAL	9	341	1,871	0	831	3,052
PART-TIME						
Professor						0
Associate Professor		60	5		5	70
Assistant Professor			2		4	6
Instructor		24				24
Lecturer						0
Academic Administrator						
Research Assoc./Asst.						0
TA/IF/GSA						0
Librarian						0
Volunteer						0
On Leave						
Other		75			286	361
TOTAL	0	159	7	0	295	461
GRAND TOTAL	9	500	1,878	0	1,126	3,513

Report 4E
 UNIVERSITY OF PITTSBURGH
 Individual Instruction Student Credit Hours
 Academic Year, 2016-2017

027 Security & Protective Srvcs/Public Administration & Srvcs

Faculty Rank	Under Graduate		Master's	Graduate First Prof.	Doctoral	Total
	Lower Division	Upper Division				
FULL-TIME						
Professor			30		18	48
Associate Professor	9	73	118		9	209
Assistant Professor		46	92		3	141
Instructor						0
Lecturer			34			34
Academic Administrator						
Research Assoc./Asst.						0
TA/IF/GSA						
Librarian						0
Volunteer						
On Leave						
Other						
TOTAL	9	119	274	0	30	432
PART-TIME						
Professor						0
Associate Professor						0
Assistant Professor						0
Instructor		12	51			63
Lecturer			48			48
Academic Administrator						
Research Assoc./Asst.						0
TA/IF/GSA						0
Librarian						0
Volunteer						0
On Leave						
Other			38		37	75
TOTAL	0	12	137	0	37	186
GRAND TOTAL	9	131	411	0	67	618

Report 4E
 UNIVERSITY OF PITTSBURGH
 Individual Instruction Student Credit Hours
 Academic Year, 2016-2017

028 Social Sciences and History


Faculty Rank	Under Graduate		Graduate			Total
	Lower Division	Upper Division	Master's	First Prof.	Doctoral	
FULL-TIME						
Professor		80	167		35	282
Associate Professor		66	305		12	383
Assistant Professor		16	56			72
Instructor		23				23
Lecturer	1	481	9			491
Academic Administrator						
Research Assoc./Asst.						0
TA/IF/GSA						
Librarian						0
Volunteer						
On Leave						
Other						
TOTAL	1	666	537	0	47	1,251
PART-TIME						
Professor					12	12
Associate Professor		2				2
Assistant Professor		18	3			21
Instructor		7				7
Lecturer		7				7
Academic Administrator						
Research Assoc./Asst.						0
TA/IF/GSA						0
Librarian						0
Volunteer			1			1
On Leave						
Other		15	119		120	254
TOTAL	0	49	123	0	132	304
GRAND TOTAL	1	715	660	0	179	1,555

Report 4E

UNIVERSITY OF PITTSBURGH

This page intentionally left blank

UNIVERSITY OF PITTSBURGH



Report 5

Full-Time Faculty Workweeks

Summer Term, 2016

Report 5

UNIVERSITY OF PITTSBURGH
Full-Time Faculty Workweeks
Summer Term, 2016

004 Business

Faculty Rank

Contact Hours

Report 5

UNIVERSITY OF PITTSBURGH Full-Time Faculty Workweeks Summer Term, 2016

004 Business

Faculty Rank	Faculty Identifier	Contact Hours			Preparation Hours	Research Hours	Other	Total Weekly Hours
		Undergraduate	Graduate	Total				
	2272	3		3	35		2	40
	2489				12	15	10	37
	2825	9		9				

Report 5

UNIVERSITY OF PITTSBURGH Full-Time Faculty Workweeks Summer Term, 2016

006 Computer and Information Sciences and Support Services

Faculty Rank	Faculty Identifier	Contact Hours		Total	Preparation Hours	Research Hours	Other	Total Weekly Hours
		Undergraduate	Graduate					
Associate Professor	636	3	4					

Report 5

UNIVERSITY OF PITTSBURGH Full-Time Faculty Workweeks Summer Term, 2016

008 Education

Faculty Rank	Faculty Identifier	Contact Hours			Preparation Hours	Research Hours	Other	Total Weekly Hours
		Undergraduate	Graduate	Total				
Associate Professor	1836				5	5	25	35
	2974		3	3	30	8	1	42
	3000		5	5	15	20	3	43
	3360		9	9	20	20	5	54
	3375				16	20	6	42
Assistant Professor	2764		7	7	22	11	11	51
	2994	15	1	16		35	10	61
	3209		6	6	45			51
	3279		3	3	12	32	5	52
Instructor	887	10		10	8	1	21	40
Research Assoc./Asst.	1209					35	5	40
	1404					40		40
	144					40	5	45
	2764					40	5	45
	1442				2	45	1	48
	1616				15	15	15	45
	2164					40	2	42
	2816					39	4	43
	3003				7	40	2	49
	3022				7	34	5	46
	3048					45		45
	3261				4	38	4	46
	3316					40		40
	3401				10	39	5	54

Report 5

UNIVERSITY OF PITTSBURGH Full-Time Faculty Workweeks Summer Term, 2016

008 Education

Faculty Rank	Faculty Identifier	Contact Hours			Preparation Hours	Research Hours	Other	Total Weekly Hours
		Undergraduate	Graduate	Total				
	412					40	40	
	973		7	7	8	27	42	
	29	25	41	66	229	865	1,302	

Report 5

UNIVERSITY OF PITTSBURGH
Full-Time Faculty Workweeks
Summer Term, 2016

009 Engineering

Faculty Rank	Faculty Identifier	Contact Hours			Preparation Hours	Research Hours	Other	Total Weekly Hours
		Undergraduate	Graduate	Total				
Professor	163					20	35	55
	242		2	2	2	16	40	60
	3170				4	21	15	40
Assistant Professor	2486				2	38	10	50
	2487				2	33	10	45
	3053				3	37	7	47
	3326				1	38	10	49
	3358		1	1	31	8	24	64
	3461	9		9	5	40		54
	3491		6	6	15	50	2	73
	3497						40	40
	436					48		48
Research Assoc./Asst.	2283				2	35	10	47
	3480					20	20	40
	530					40		40
On Leave	2893							
	16	9	9	18	67	444	223	752

Report 5

UNIVERSITY OF PITTSBURGH
Full-Time Faculty Workweeks

Report 5

UNIVERSITY OF PITTSBURGH
Full-Time Faculty Workweeks
Summer Term, 2016

011 Health Professions and Related Clinical Sciences

Faculty Rank	Faculty Identifier	Contact Hours			Preparation Hours	Research Hours	Other	Total Weekly Hours
		Undergraduate	Graduate	Total				
Professor	1056		9	9	3	35	6	53
	1108					40	2	42
	117		5	5	6	40	10	61
	1188				10	20	25	55
	1221		6	6	1	45	2	54
	1246		3	3	22	2	18	45
	1293				20	8	9	37
	1325				25	5	15	45
	133				5	40	5	50
	1431		9	9		34	4	47
	1441		5	5	8	35	10	58
	1445				10	20	18	48
	1714				35		7	42
	1735		1	1	14	45	5	65
	1744		7	7	13	30	5	55
	1777		1	1	5	32	4	42
	179		5	5	20	20	15	60
	1817		7	7	1	30	10	48
	1828				1	32	7	40
	1919		7	7		40	10	57
	1932				2	30	25	57
	1947		2	2	3	40	5	50
	1995		2	2	18	15	5	40
	2022		4	4	3	10	33	50
	2062		1	1	9	32	5	47
	209		9	9		32	3	44
	2118	3		3	2	32	3	40

Report 5

UNIVERSITY OF PITTSBURGH
Full-Time Faculty Workweeks
Summer Term, 2016

011 Health Professions and Related Clinical Sciences

Faculty Rank	Faculty Identifier	Contact Hours			Preparation Hours	Research Hours	Other	Total Weekly Hours
		Undergraduate	Graduate	Total				
	2152		6	6	22		22	50
	229		4	4	9	32	7	52
	231				20	10	20	50
	237				2	33	9	44
	244				8	38	4	50
	245	1	15	16	2	25	25	68
	2480		1	1	1	40	9	51
	25				1	49	1	51
	2538		3	3	25	4	13	45
	2678				6	42	6	54
	270				8	35	8	51
	275	1	1	2	2	40	12	56
	280				15	25	5	45
	284		9	9	5	30	1	45
	290		1	1	3	45	6	55
	293				10	20	10	40
	2934		9	9	1	50	10	70
	3023				10	35	10	55
	310		3	3	16	15	7	41
	311	2	1	3	10	14	26	53
	3212	2	11	13	12	25	25	75
	3327				9	33	7	49
	3400	2	5	7	12	22	10	51
	3456				3	35	4	42
	3492		1	1	4	20	15	40
	362		3	3	12	30	4	49
	388		15	15		35	6	56

Report 5

UNIVERSITY OF PITTSBURGH
Full-Time Faculty Workweeks
Summer Term, 2016

011 Health Professions and Related Clinical Sciences

Faculty Rank	Faculty	Contact Hours
--------------	---------	---------------

Report 5

UNIVERSITY OF PITTSBURGH

Report 5

UNIVERSITY OF PITTSBURGH
Full-Time Faculty Workweeks

Report 5

UNIVERSITY OF PITTSBURGH
Full-Time Faculty Workweeks
Summer Term, 2016

011 Health Professions and Related Clinical Sciences

Faculty Rank	Faculty Identifier	Contact Hours			Preparation Hours	Research Hours	Other	Total Weekly Hours
		Undergraduate	Graduate	Total				
	736		10	10	1	20	10	41
	741		5	5	18	16	31	70
	75		9	9		40	6	55
	796		3	3	9	29	11	52
	857				5	46	5	56
	862		8	8	2	28	10	48
	863				1	38	1	40
	864		5	5	20	10	5	40
	869				5	10	35	50
	872				25	20	25	70
	881				2	38	5	45
	889				17	10	25	52
	902				20	16	8	44
	904		5	5		1	37	43
	930		10	10	4	21	5	40
	941				2	42	1	45
	943		6	6	23	16	14	59
	961		1	1	9	35	10	55
	966		4	4	7	30	6	47
Assistant Professor	1015					45	5	50
	1024	7	4	11	8	13	8	40
	1039					8	32	40
	1049				6	40		46
	1051					8	32	40
	1063					40		40
	1146		9	9		37	2	48
	120		9	9	8	18	5	40

Report 5

Report 5

UNIVERSITY OF PITTSBURGH
Full-Time Faculty Workweeks
Summer Term, 2016

Report 5

UNIVERSITY OF PITTSBURGH Full-Time Faculty Workweeks Summer Term, 2016

011 Health Professions and Related Clinical Sciences

Faculty Rank	Faculty Identifier	Contact Hours			Preparation Hours	Research Hours	Other	Total Weekly Hours
		Undergraduate	Graduate	Total				
	2679				5	32	6	43
	2690	3		3	8	26	3	40
	2693				5	40	4	49
	2695	2		2	33	10	5	50
	2697				8	33	6	47
	2714		14	14	10	20	8	52
	2732				7	32	6	45
	2738				5	20	12	37
	2757	1		1	9	30	5	45
	2771		14	14	14	7	5	40
	2772		9	9		40	4	53
	2776		1	1	9	27	3	40
	2817					40	10	50
	2819		1	1	13	35	9	58
	2841		1	1	9	33	2	45
	2856				3	23	20	46
	2865				10	55	12	77
	2900		3	3	15	17	5	40
	2903		1	1	9	29	1	40
	2932		8	8	9	18	10	45
	2936		6	6	18	30	11	65
	2943		2	2		35	5	42
	2962				10	40	2	52
	2966				40	40	8	88
	2967		17	17	9	10	10	46
	2977	8		8	8	22	10	48
	2991		1	1	14	16	10	41

Report 5

UNIVERSITY OF PITTSBURGH
Full-Time Faculty Workweeks
Summer Term, 2016

011 Health Professions and Related Clinical Sciences

Faculty Rank	Faculty Identifier	Contact Hours			Preparation Hours	Research Hours	Other	Total Weekly Hours
		Undergraduate	Graduate	Total				
	2999				6	29	9	44
	3008	2	5	7	2	26	5	40
	3019		2	2	9	19	22	52
	3020				5	30	5	40
	3028		3	3	30	7	5	45
	3035		1	1	28	4	8	41
	3043					40		40
	3044		5	5	6	40	2	53
	3047					40		40
	3049	1	3	4	9	25	3	41
	3069				40	10	12	62
	3082		5	5		30	5	40
	3096				24	5	13	42
	3119				2	36	6	44
	3122		1	1	9	30	5	45
	3123				1	39	2	42
	3137				12	32	6	50
	3147			4	5	30	5	

Report 5

UNIVERSITY OF PITTSBURGH
Full-Time Faculty Workweeks
Summer Term, 2016

Report 5

UNIVERSITY OF PITTSBURGH
Full-Time Faculty Workweeks
Summer Term, 2016

011 Health Professions and Related Clinical Sciences

Faculty Rank	Faculty Identifier	Contact Hours			Total			
		Undergraduate	Graduate	Total				
				8	29	10	53	
				20	10	10	40	
				33	2	6	41	
			2	2	15	23	5	45
				2	40	2	44	
			2	2	8	35	5	50
				6	38	6	50	
		5	12	17	8	5	10	40
			6	6	3	32	1	42
					4	42	10	56
			2	2	3	32	4	41
						40		40
			1	1	31	4	4	40
			1	1	9	15	15	40
					21	13	6	40
					10	25	5	40
					6	19	20	45
			1	1	5	37	7	50
			5	5	10	28	10	53
		2	6	8		36	2	46
					8	25	7	40
					5	40	5	50
			9	9		40	4	53
					12	15	16	43
			20	20	11	22	10	63
					2	5	33	40
					1	36	3	40

Report 5

UNIVERSITY OF PITTSBURGH
Full-Time Faculty Workweeks
Summer Term, 2016

011 Health Professions and Related Clinical Sciences

Faculty Rank	Faculty Identifier	Contact Hours			Preparation Hours	Research Hours	Other	Total Weekly Hours
		Undergraduate	Graduate	Total				
	3455				12	25	3	40
	3458		3	3	12	20	5	40
	3459				4	30	4	38
	3464				6	37	7	50
	3469		6	6	5	40	6	57
	3474					35	5	40
	3475		9	9	1	50		60
	3478				4	26	10	40
	3486		1	1	7	34	7	49
	3489				25	15	8	48
	3493				25	5	12	42
	3500		18	18	30	14	2	64
	415		1	1	3	40	4	48
	444		25	25	7	7	18	57
	447		11	11	3	40	3	57
	455		8	8	19	30	10	67
	483		8	8	36	2	8	54
	498		1	1	3	45	4	53
	611		12	12	5	24	8	49
	709	3	1	4	23	2	14	43
	738		6	6	12	14	8	40
	853					50	5	55
	858		5	5	23	15	8	51
	873					40		40
	886		1	1		19	20	40
	907		3	3	5	16	16	40
	95				20	25	5	50

Report 5

UNIVERSITY OF PITTSBURGH
Full-Time Faculty Workweeks
Summer Term, 2016

011 Health Professions and Related Clinical Sciences

Faculty Rank	Faculty Identifier	Contact Hours			Preparation Hours	Research Hours	Other	Total Weekly Hours	
		Undergraduate	Graduate	Total					
Instructor	981	6		6	6	27	1	40	
	1358					6	45	51	
	1381				34		6	40	
	1423						40	40	
	1966				30	5	5	40	
	2148		6	6	22	7	5	40	
	2150					32	10	42	
	2166					8	32	40	
	2446			6	6	24	8	12	50
	2520					1	38	1	40
	2581	3			3	25	5	10	43
	2666			12	12	15	10	3	40
	2726	3			3	17	15	5	40
	2799					21	8	9	38
	2813					25	3	14	42
	2868						40		40
	2896					9	24	11	44
	2909	4			4	24	3	11	42
	3010			3	3	12	20	9	44
	3012						40		40
	3031						40		40
	3038						40		40
	3039	3			3	20	1	20	44
	3040	3			3	35	5	5	48
	3078	6		7	13	17	10		40
	3163	4			4	22	7	10	43
3176					24	7	10	41	

Report 5

UNIVERSITY OF PITTSBURGH Full-Time Faculty Workweeks Summer Term, 2016

015 English Language and Literature/Letters

Faculty Rank	Faculty Identifier	Contact Hours			Preparation Hours	Research Hours	Other	Total Weekly Hours
		Undergraduate	Graduate	Total				
Associate Professor	3428				5	10	30	45
Assistant Professor	3496				5	10	25	40
Lecturer	136				10	15	10	35
	1438	9		9	2	12	17	40
	4	9	0	9	22	47	82	160

UNIVERSITY OF PITTSBURGH
Full-Time Faculty Workweeks
Summer Term, 2016

017 Library Science

Faculty Rank	Faculty Identifier	Contact Hours			Preparation Hours	Research Hours	Other	Total Weekly Hours
		Undergraduate	Graduate	Total				
Assistant Professor	2473		3	3	19	20	6	48
Lecturer	90		12	12	19	20	6	57
Librarian	1054					38		38
	1058					38		38
	1076				12	12	14	38
	1095				4	32	4	40
	1118					40	1	41
	1128				10	5	23	38
	1149					3	35	38
	1222					40		40
	1251					45	5	50
	1258				5	20	14	39
	1299				5	35	5	45
	1345					38		38
	1347						38	38
	1353				1	18	19	38
	1370					3	35	38
	1371				12	18	8	38
	1377		3	3	15	38	3	59
	1378				5	32	1	38
	1397					38		38
	1405					37	1	38
	1416					38		38
	1469				5	21	13	39
	1471					38		38

Report 5

UNIVERSITY OF PITTSBURGH Full-Time Faculty Workweeks Summer Term, 2016

017 Library Science

Faculty Rank	Faculty Identifier	Contact Hours			Preparation Hours	Research Hours	Other	Total Weekly Hours
		Undergraduate	Graduate	Total				
	420					38	38	
	432				8	30	2	40
	437				2	38		40
	440					45	1	46
	464					40		40
	492					38		38
	509				10	25	3	38
	529					36	1	37
	610					38	1	39
	639					40		40
	679					40		40
	804					40		40
	895				20	10	10	40
	905					30	8	38
	938				5	15	20	40
	989					38		38
On Leave	510							
	71	0	21	21	229	2,073	483	2,806

Report 5

UNIVERSITY OF PITTSBURGH
 Full-Time Faculty Workweeks
 Summer Term, 2016

019 Mathematics and Statistics

Faculty Rank	Faculty Identifier	Contact Hours			Preparation Hours	Research Hours	Other	Total Weekly Hours
		Undergraduate	Graduate	Total				
On Leave	1402							
	1	0	0	0	0	0	0	0

Report 5

UNIVERSITY OF PITTSBURGH
Full-Time Faculty Workweeks
Summer Term, 2016

021 Multi/Interdisciplinary Studies

Faculty Rank	Faculty Identifier	Contact Hours			Preparation Hours	Research Hours	Other	Total Weekly Hours
		Undergraduate	Graduate	Total				
Professor	2009					15	35	50
	203				4	10	40	54
Associate Professor	2168				2	8	45	55
	2257					40		40
	2691				12	28		40
	340	3		3	25		20	48
	430					44	1	45
Assistant Professor	2754				10	5	40	55
Lecturer	2160		6	6	31		6	43
	568	10		10		25	6	41
Research Assoc./Asst.	2665				3	26	13	42
	2675					15	25	40
	2775					35	5	40
	13	13	6	19	87	251	236	593

Report 5

UNIVERSITY OF PITTSBURGH
Full-Time Faculty Workweeks
Summer Term, 2016

025 Physical Sciences

Faculty Rank	Faculty Identifier	Contact Hours			Preparation Hours	Research Hours	Other	Total Weekly Hours
		Undergraduate	Graduate	Total				
Professor	1243						45	45
	1486				5	30	5	40
	155				2	48	2	52
	637				6	8	32	46
	84					15	35	50
Associate Professor	607				5	15	25	45
Assistant Professor	2524					50	2	52
	2701				12	28	6	46
	2877				12	27	6	45
	2894					40	10	50
	2904					60		60
	3270				10	60	10	80
	3483					40		40
	3484					30	12	42
	3495				2	10	28	40
Lecturer	1295	2		2	8	25	2	37
	1504	1		1	20	17	5	43
	1540	16		16	18	2	4	40
	2460	7		7	28	5	10	50
	2721	6		6	27		7	40
	277	12		12	15	15	3	45
	2798	6		6	36		3	45
	949	10		10	25		5	40
Research Assoc./Asst.	3203						45	45
	24	60	0	60	231	525	302	1,118

Report 5

UNIVERSITY OF PITTSBURGH Full-Time Faculty Workweeks Summer Term, 2016

026 Psychology

Faculty Rank	Faculty Identifier	Contact Hours			Preparation Hours	Research Hours	Other	Total Weekly Hours
		Undergraduate	Graduate	Total				
Professor	1536					25	15	40
	360				7	30	22	59
	807		4	4	4	26	6	40
Associate Professor	135				6	22	12	40
Assistant Professor	2637	3		3	22	5	8	38
Instructor	2175				3	27	10	40
Lecturer	2970	9		9		26	8	43
Research Assoc./Asst.	1084					38		38
	1420				5	5	30	40
	3042				6	40	5	

Report 5

UNIVERSITY OF PITTSBURGH
Full-Time Faculty Workweeks
Summer Term, 2016

027 Security & Protective Srvcs/Public Administration & Srvcs

Faculty Rank	Faculty Identifier	Contact Hours			Preparation Hours	Research Hours	Other	Total Weekly Hours
		Undergraduate	Graduate	Total				
Associate Professor	1564				6	20	20	46
	313				5	35	3	43
Assistant Professor	1224		5	5	5	22	5	37
	1895				40			40
	1896				40			40
	2027		3	3	3	35	3	44
	2070				4	35	3	42
	2269		3	3	10	1	40	54
	2907				27		14	41
	3017		2	2	3	35	3	43
	385		1	1	3	10	30	44
Lecturer	2815		3	3	18	17	2	40
	3013				24	1	12	37
Research Assoc./Asst.	3161					36	4	40
On Leave	3248							
	15	0	17	17	188	247	139	591

Report 5

UNIVERSITY OF PITTSBURGH
Full-Time Faculty Workweeks
Summer Term, 2016

Report 5

UNIVERSITY OF PITTSBURGH
 Full-Time Faculty Workweeks
 Summer Term, 2016

*** UNIVERSITY TOTALS ***

Faculty Rank	Faculty Identifier	Contact Hours			Preparation Hours	Research Hours	Other	Total Weekly Hours
		Undergraduate	Graduate	Total				
GRAND TOTAL	765	575	1,441	2,016	7,069	18,390	7,392	34,867

This page intentionally left blank

UNIVERSITY OF PITTSBURGH



Report 5

Full-Time Faculty Workweeks

Fall Term, 2016

Report 5

UNIVERSITY OF PITTSBURGH
Full-Time Faculty Workweeks
Fall Term, 2016

Report 5

UNIVERSITY OF PITTSBURGH
Full-Time Faculty Workweeks
Fall Term, 2016

004 Business

Faculty Rank

Faculty
Identifier

Contact Hours

Report 5

UNIVERSITY OF PITTSBURGH
Full-Time Faculty Workweeks
Fall Term, 2016

004 Business

Report 5

UNIVERSITY OF PITTSBURGH
Full-Time Faculty Workweeks
Fall Term, 2016

004 Business

Faculty Rank	Faculty Identifier	Contact Hours			Preparation Hours	Research Hours	Other	Total Weekly Hours
		Undergraduate	Graduate	Total				
	3374	9		9	20	15	2	46
	3383		4	4	30	5	5	44
	3416	6	4	10	40	10	5	65
	3423	18		18	21	4	6	49
	3525				10	40	1	51
	3554	6		6	25	28	1	60
	3560	12		12	28	21	10	71
	3561				1	57	2	60
	3582	12		12	20	10		42
	928	16		16	15	3	12	46
On Leave	2576							
	3481							
TOTAL CIP	108	723	247	970	1,810	2,084	886	5,750

Report 5

UNIVERSITY OF PITTSBURGH Full-Time Faculty Workweeks Fall Term, 2016

006 Computer and Information Sciences and Support Services

Faculty Rank	Faculty Identifier	Contact Hours			Preparation Hours	Research Hours	Other	Total Weekly Hours
		Undergraduate	Graduate	Total				
Professor	1002		10	10	4	24	16	54
	1062		1	1	29	30	8	68
	1077		2	2	9	30	12	53
	19		4	4	12	36	20	72
	365	3	2	5	10	17	10	42
	49	3	4	7	2	16	20	45
	515		1	1	2	20	15	38
	552		12	12	23	5	10	50
	563	3	3	6	20	30	5	61
	623		9	9	7	25	10	51
	649		6	6	25	16	8	55
	733	1	3	4	14	20	15	53
	819		8	8	2	28	2	40
	955		9	9	13	22	12	56
	974		3	3	10	26	14	53
Associate Professor	1080		8	8	18	30	8	64
	1143		6	6	15	18	15	54
	1739		8	8	13	20	10	51
	1766	6	5	11	13	18	4	46
	181		7	7	19	20	11	57
	2013	6	2	8	6	40	3	57
	207	18		18	25	2	20	65
	2080	11		11	22	10	4	47
	2389	3	5	8	13	25	15	61
	289	14		14	27		20	61
	340	3		3	12	10	10	35
	636		8	8	29	12	1	50
	73		1	1	9	25		35
	954	11		11	12	12	12	47
	960	3	7	10	11	20	10	51
Assistant Professor	2601		4	4	4	46	8	62
	2995		6	6	22	28	10	66

Report 5

UNIVERSITY OF PITTSBURGH Full-Time Faculty Workweeks Fall Term, 2016

006 Computer and Information Sciences and Support Services

Faculty Rank	Faculty Identifier	Contact Hours			Preparation Hours	Research Hours	Other	Total Weekly Hours
		Undergraduate	Graduate	Total				
	3089		9	9	15	28	12	64
	3098	3	3	6	18	24	9	57
	3298	6	1	7	19	27	7	60
	3324	3	1	4	11	24	3	42
Instructor	1309	12		12	32	5	5	54
	1342	12		12	23	2	3	40
Lecturer	2177	9		9	30	4	6	49
	267	10		10	22	1	14	47
	3056	9		9	36	4	10	59
	3092	9		9	7	20	5	41
	3342	12		12	34	3	4	53
	335	6		6	20	3	20	49
On Leave	1029							
	2555							
	2563							
	932							
TOTAL CIP	48	176	158	334	719	826	436	2,315

Report 5

UNIVERSITY OF PITTSBURGH Full-Time Faculty Workweeks Fall Term, 2016

008 Education

Faculty Rank	Faculty Identifier	Contact Hours			Preparation Hours	Research Hours	Other	Total Weekly Hours
		Undergraduate	Graduate	Total				
Professor	1413		10	10	18	24	6	58
	1463	2	8	10	9	16	15	50
	1673		6	6	16	19	11	52
	2186		6	6	2	20	12	40
	240		3	3	13	15	15	46
	485	7	15	22	1	40	15	78
	528		8	8	23	15	30	76
	582		11	11	8	25	10	54
	874		1	1	14	25	5	45
	97				8	18	35	61
Associate Professor	1112		2	2	8	30	10	50
	1490	11		11	2	13	18	44
	1591		8	8	23	8	16	55
	1803		1	1	1	5	50	57
	1814	12		12	15	12	9	48
	1836	7		7	10	5	14	36
	1876	18		18	17	5	8	48
	1931		12	12	2	20	10	44
	2205		6	6	5	40	9	60
	2207				9	45	6	60
	2217		8	8	8	10	15	41
	2336		4	4	14	15	30	63
	2357		6	6	3	40	2	51
	2414	13		13	20	10	4	47
	2561		10	10	2	60	13	85
	2614		8	8	14	25	16	63
	272		2	2	8	20	30	60
	273	9	1	10	15	14	4	43
	281		9	9	12	15	15	51
	2917		10	10	12	23	14	59
	2974		8	8	30	15	10	63
	3000		5	5	12	18	10	45

Report 5

UNIVERSITY OF PITTSBURGH Full-Time Faculty Workweeks Fall Term, 2016

008 Education

Faculty Rank	Faculty Identifier	Contact Hours		Total
		Undergraduate	Graduate	

Report 5

UNIVERSITY OF PITTSBURGH
Full-Time Faculty Workweeks
Fall Term, 2016

008 Education

Report 5

UNIVERSITY OF PITTSBURGH
Full-Time Faculty Workweeks
Fall Term, 2016

Report 5

UNIVERSITY OF PITTSBURGH Full-Time Faculty Workweeks Fall Term, 2016

009 Engineering

Faculty Rank	Faculty Identifier	Contact Hours			Preparation Hours	Research Hours	Other	Total Weekly Hours
		Undergraduate	Graduate	Total				
Professor	100	6	2	8	9	25	8	50
	1030	3	8	11	10	10	15	46
	1103	2	8	10	10	24	16	60
	1131		6	6	17	30	12	65
	12	6		6	28	6	4	44
	163	6		6	20	15	30	71
	1635		2	2	18	40	5	65
	1685	3	6	9	17	35	15	76
	170	6	4	10	14	16	12	52
	1762	3	1	4	19	20	8	51
	2004	6	4	10	14	15	6	45
	2043		15	15	17	23	10	65
	2095		5	5	8	30	1	44
	2244		3	3	7	25	30	65
	2361	3	5	8	1	50	10	69
	2405		2	2	18	20	7	47
	242	6	3	9		20	40	69
	2430	3	8	11	15	35	12	73
	252		4	4	22	25	3	54
	3170		3	3	15	20	6	44
	3372	6	1	7	23	12	12	54
	3468	7		7	21	10	12	50
	3587		4	4	12	30	10	56
	372	6		6	10	25	2	43
	382	6	5	11	10	20	10	51
	395		1	1	12	25	20	58
	443	3	1	4	6	20	18	48
	526					40	10	50
	541	12	7	19	11	20	5	55
	554	3	2	5	4	15	20	44
	569	6	5	11	7	30	10	58
	630		5	5	1	40	14	60

3213

Report 5

UNIVERSITY OF PITTSBURGH

Report 5

Report 5

Report 5

UNIVERSITY OF PITTSBURGH Full-Time Faculty Workweeks Fall Term, 2016

009 Engineering

Faculty Rank	Faculty Identifier	Contact Hours			Preparation Hours	Research Hours	Other	Total Weekly Hours
		Undergraduate	Graduate	Total				
	2847	22		22	20	10	7	59
	2859		1	1	13	30	9	53
	2890	3	1	4	11	26	10	51
	2913	10		10	22	5	1	38
	2949	12		12	30	5	10	57
	3009	15		15	30	7	20	72
	3011	3	4	7	10	25	9	51
	3015	3	9	12	12	30	5	59
	3053				15	50	5	70
	3079	15	4	19	7	15	10	51
	3085	3	2	5	6	65	5	81
	3134	3	2	5	18	35	10	68
	3149	4	4	8	1	45	6	60
	3171	11		11	20	22	9	62
	3172		4	4	9	30	2	45
	3185		7	7	7	35	5	54
	3221	4	7	11	3	40	8	62
	3229		1	1	7	30	8	46
	3241		9	9	14	35	4	62
	3260	9		9	51		1	61
	3268	3	2	5	5	30	10	50
	3302	15		15	44	24	15	98
	3326				13	30	11	54
	333	18		18	27		2	47
	3345	9	3	12	20	15	25	72
	3355	6	5	11	5	30	4	50
	3358		4	4	31	9	24	68
	3361	3	1	4	14	26	10	54
	3371	12		12	25	25	30	92
	3379	16		16	25	10	6	57
	3382		4	4	7	45		56
	3397	3	5	8	18	35	6	67

Report 5

UNIVERSITY OF PITTSBURGH
Full Time Faculty Workweeks
Fall Term, 2016

009 Engineering

Faculty Rank	Faculty Identifier	Contact Hours			Preparation Hours	Research Hours	Other	Total Weekly Hours
		Undergraduate	Graduate	Total				
	3408	7	4	11	16	35	5	67
	3410	15	2	17	1	15	15	48
	3411		6	6	15	35	2	58
	3435	3	1	4	17	26	6	53
	3447		3	3	20	25	6	54
	3448	3	2	5	10	30	3	48
	3461	39		39	18		1	58
	3462	6	4	10	14	35	4	63
	3491	6	1	7	19	30	10	66
	3497					10	30	40
	3510		3	3	10	48	2	63
	3516				2	42	10	54
	3522		3	3	25	25	2	55
	3533	3	3	6	34	10	8	58
	3551	7		7	15	5	13	40
	3566					40	8	48
	3575		1	1	11	45	3	60
	3579		3	3	14	26	10	53
	3591	10		10	30	4	1	45
	436				10	22	8	40
Instructor	3398	20		20	45		2	67
	357	10		10	24	1	8	43
Research Assoc./Asst.	3480					40		40
	530					40		40
On Leave	1073							
	665							
TOTAL CIP	186	1,019	563	1,582	2,639	4,317	1,855	10,393

Report 5

UNIVERSITY OF PITTSBURGH Full-Time Faculty Workweeks Fall Term, 2016

010 Foreign Languages, Literatures, and Linguistics

Faculty Rank	Faculty Identifier	Contact Hours			Preparation Hours	Research Hours	Other	Total Weekly Hours
		Undergraduate	Graduate	Total				
	829	3		3	9	10	18	40
	903	3	4	7	11	16	10	44
Assistant Professor	2624	3	3	6	30	20	20	76
	2660	6		6	15	25	5	51
	2712	4	3	7	17	7	16	47
	2752	7	1	8	7	30	3	48
	2821	5	5	10	12	50	5	77
	2939	6		6	20	25	10	61
	2976	9		9	15	18	10	52
	3105	8	1	9	21	30	7	67
	3213	3	3	6	19	21	7	53
	3263	12		12	5	25	10	52
	3306	7		7	35	20	6	68
	3503	6		6	20	12	5	43
	3517	6		6	23	16	12	57
Instructor	1328	67		67	1			68
	1352	23		23	15	2	2	42
	1363				25	10	10	45
	1388	24	3	27	15		1	43
	1688	13		13	40			53
	2306				30		21	51
	2645	6		6		60	6	72
	2735	11		11	40	1	3	55
	2770		3	3	20	12	5	40
	2882				40	2	3	45
	2985	13		13	30	1	1	45
	3084	9		9	21	2	3	35
	3146		6	6	30		10	46
	3294	14		14	24	2		40
	3365	14		14	22	2	9	47
	3508	10		10	26	2	2	40
	3529	10		10	20	12	9	51

Report 5

UNIVERSITY OF PITTSBURGH
Full-Time Faculty Workweeks
Fall Term, 2016

Report 5

UNIVERSITY OF PITTSBURGH Full-Time Faculty Workweeks Fall Term, 2016

011 Health Professions and Related Clinical Sciences

Faculty Rank	Faculty Identifier	Contact Hours			Preparation Hours	Research Hours	Other	Total Weekly Hours
		Undergraduate	Graduate	Total				
	231	88	8	11	14	5	20	50
	237				8	21	11	30
	244		1	1	8	38	37	50
	245		14	14	18		20	64
	2480		3	3	5	42	5	55
	25		4		1		1	
	2538		4	4	25	10	6	45
	264		2	2	5	35	8	50
	270	82		1	11	27	9	48
	275	4		6		40		67
	280	7	4538	11	18	15	8	52
	284			8				2930
	290					45	5	50
	293		11	11	10	18	4	43
	2934		8	8	4	48	8	68
	3023		3	3	6	30	8	47
	384		er					

Report 5

Report 5

UNIVERSITY OF PITTSBURGH Full-Time Faculty Workweeks Fall Term, 2016

011 Health Professions and Related Clinical Sciences

Faculty Rank	Faculty Identifier	Contact Hours			Preparation Hours	Research Hours	Other	Total Weekly Hours
		Undergraduate	Graduate	Total				
	1411		8	8	9	35	7	59
	149	3		3	5	15	25	48
	1645	12	10	22	27	10	10	69
	1679		9	9	4	24	3	40
	17	5	10	15	18	10	15	58
	1708		1	1	3	10	25	39
	1775	19		19	27	12	8	66
	1783	23		23	12	12	20	67
	1806	11		11	3	30	10	54
	1809		7	7	13	30	2	52
	1834		7	7	15	2	42	66
	1835		1	1	7	20	22	50
	1841				5	45	3	53
	1910		4	4	2	50	4	60
	1916		3	3	4	41	2	50
	1934		4	4	3	35	5	47
	1970		4	4	12	24	12	52
	1994		3	3	5	29	8	45
	1999		6	6	15	36	10	67
	2046		2	2	20	8	15	45
	2103		1	1	3	44	2	50
	2126	36		36	7	10	5	58
	2145		3	3	14	29	9	55
	2214		1	1	6	38	15	60
	2233	3	6	9	7	30	5	51
	2234				8	32	5	45
	226		4	4	11	12	35	62
	2284		7	7	9	16	8	40
	2301		9	9	18	20	5	52
	2307		9	9		38	1	48
	2310		11	11	9	35	35	90
	2314		10	10	3	25	15	53

Report 5

UNIVERSITY OF PITTSBURGH
Full-Time Faculty Workweeks
Fall Term, 2016

Report 5

UNIVERSITY OF PITTSBURGH Full-Time Faculty Workweeks Fall Term, 2016

011 Health Professions and Related Clinical Sciences

Faculty Rank	Faculty Identifier	Contact Hours			Preparation Hours	Research Hours	Other	Total Weekly Hours
		Undergraduate	Graduate	Total				
	359		10	10	1	40	5	56



Report 5

UNIVERSITY OF PITTSBURGH Full-Time Faculty Workweeks Fall Term, 2016

011 Health Professions and Related Clinical Sciences

Faculty Rank	Faculty Identifier	Contact Hours			Preparation Hours	Research Hours	Other	Total Weekly Hours
		Undergraduate	Graduate	Total				
	1400		3	3	30	1	6	40
	1408		1	1	28	4	8	41
	1424		1	1	16		23	40
	1426		3	3	2	1	39	45
	1436				9	5	40	54
	1440				24	1	20	45
	148		4	4		28	8	40
	1491		5	5	14	30	10	59
	1492		5	5	32	5	1	43
	1572		4	4	11	10	25	50
	1574		5	5	18	7	20	50
	167	5	4	9	24	2	13	48
	1696					40		40
	1820		8	8		35	2	45
	183		8	8	16	20	15	59
	1865	34		34		4	4	42
	1871				3	36	3	42
	1883				35			35
	2002		4	4		38	3	45

Report 5

UNIVERSITY OF PITTSBURGH Full-Time Faculty Workweeks Fall Term, 2016

011 Health Professions and Related Clinical Sciences

Faculty Rank	Faculty Identifier	Contact Hours			Preparation Hours	Research Hours	Other	Total Weekly Hours
		Undergraduate	Graduate	Total				
	2239	12	17	29	1	15	6	51
	2240		5	5	27	35	10	77
	2254	24		24	31	10	2	67
	2266		2	2	10	23	5	40
	2274		3	3	9	34	2	48
	2275	4	9	13	29	1	5	48
	2276					40		40
	2293		6	6	15	27	10	58
	2299		13	13	5	45	4	67
	2302		11	11	8	30	10	59
	2321	8		8	14	21	6	49
	2325	9	2	11	13	10	6	40
	233	3		3	25	2	15	45
	2343		13	13	22	12	15	62
	241		4	4		40	1	45
	2419		5	5	2	32	4	43
	2424		7	7	15	24		46
	2437		13	13	16	10	5	44
	2441		15	15	11	18	5	49
	2450		5	5	14	25	3	47
	2453		3	3	6	30	1	40
	2454		6	6	24	10	20	60
	2459		2	2	11	37	1	51
	2466		3	3	2	30	5	40
	2467		10	10		35	3	48
	2470					40		45
	2483	31		31		28	8	67
	2485		9					

Report 5

UNIVERSITY OF PITTSBURGH Full-Time Faculty Workweeks Fall Term, 2016

011 Health Professions and Related Clinical Sciences

Faculty Rank	Faculty Identifier	Contact Hours			Preparation Hours	Research Hours	Other	Total Weekly Hours
		Undergraduate	Graduate	Total				
	2534		22	22	12	4	10	48
	2546				2	34	4	40
	2551							

Report 5

UNIVERSITY OF PITTSBURGH
Full-Time Faculty Workweeks
Fall Term, 2016

011 Health Professions and Related Clinical Sciences

Faculty Rank	Faculty Identifier	Contact Hours			Preparation Hours	Research Hours	Other	Total Weekly Hours
		Undergraduate	Graduate	Total				
	2856				2	20	20	42
	2865				12	55	6	

Report 5

UNIVERSITY OF PITTSBURGH Full-Time Faculty Workweeks Fall Term, 2016

011 Health Professions and Related Clinical Sciences

Faculty Rank	Faculty Identifier	Contact Hours			Preparation Hours	Research Hours	Other	Total Weekly Hours
		Undergraduate	Graduate	Total				
	3147		6	6	8	20	5	39
	3152					40	2	42
	3155	13		13	19	8	8	48
	3156		10	10	3	35	4	52
	3157		21	21	11	12	4	48
	3158		7	7	13	10	11	41
	3160				5	43	6	54
	3169		8	8	2	35	5	50
	3179		3	3	4	40	5	52
	3181		9	9	20	15	13	57
	3182		3	3	8	30	7	48
	3183		3	3	10	4	23	40
	3184	5	1	6	16	17	16	55
	3187		7	7		30	3	40
	3195				10	24	6	40
	3200				18	45	5	68
	3204		12	12	7	13	8	40
	3205		2	2	9	32	7	50
	3207		1	1	4	30	5	40
	3211				26	5	15	46
	3215		5	5	11	27	9	52
	3216		15	15	18	15	10	58
	3225				5	40	5	50
	3232	4	5	9	9	20	5	43
	3234		3	3	2	5		

Report 5

UNIVERSITY OF PITTSBURGH Full-Time Faculty Workweeks Fall Term, 2016

011 Health Professions and Related Clinical Sciences

Faculty Rank	Faculty Identifier	Contact Hours			Preparation Hours	Research Hours	Other	Total Weekly Hours
		Undergraduate	Graduate	Total				
	3269	3		3	12	26	5	46
	3275				20	5	20	45
	3277		3	3	18	20	4	45
	3296				21	5	15	41
	3301		8	8	2	35	5	50
	3305		5	5	4	31	4	44
	3307	6		6	30	5	5	46
	3310	15		15	20	12	8	55
	3314				15	15	10	40
	3323		2	2	15	20	8	45
	3325				8	30	6	44
	3328				8	35	7	50
	3329		4	4	17	37	7	65
	3331	8	2	10	19	8	3	40
	3332		15	15	12	30	1	58
	3333					33	22	55
	3335		2	2	15	24	4	45
	3336					40		40
	3337		2	2	22	8	8	40
	3341		1	1	6	18	15	40
	3343		1	1	18	14	8	41
	3357				12	15	25	52
	3368				8	35	6	49
	3376	1	5	6	9	30	5	50
	3377	1	7	8	3	30	1	42
	86	3		3				

Report 5

UNIVERSITY OF PITTSBURGH Full-Time Faculty Workweeks Fall Term, 2016

011 Health Professions and Related Clinical Sciences

Faculty Rank	Faculty Identifier	Contact Hours			Preparation Hours	Research Hours	Other	Total Weekly Hours
		Undergraduate	Graduate	Total				
	3455		12	12	9	25	3	49
	3458				15	17	8	40
	3459	6		6	14	14	4	38
	3464				10	34	7	51
	3469				10	40	5	55
	3474					30	10	40
	3475		8	8	6	55	10	79
	3478		3	3	20	17	8	48
	3486				11	31	8	50
	3489	2	7	9	23	2	12	46
	3493		1	1	14	6	23	44
	3500		13	13	12	17	20	62
	3502					40	5	45
	3512	10		10	29	4	3	46
	3513				21	7	13	41
	3521				2	40	2	44
	3524				28	8	8	44
	3528					19	19	38
	3530				12	29	13	54
	3531				12	40	5	57
	3536				8	28	4	40
	3543				2	40	8	50
	3569				18	19	9	46
	3577	9		9	15	14	6	44
	3578		3	3	19	18	2	42
	3590	24		24	14	10	7	55
	3592				1	40	2	43
	444		17	17			23	40
	447		10	10	2	40	4	56
	455		14	14	22	25	10	71
	514	9		9	24		11	44
	550		3	3	3	35	2	43

Report 5

UNIVERSITY OF PITTSBURGH Full-Time Faculty Workweeks Fall Term, 2016

011 Health Professions and Related Clinical Sciences

Faculty Rank	Faculty Identifier	Contact Hours			Preparation Hours	Research Hours	Other	Total Weekly Hours
		Undergraduate	Graduate	Total				
	611	6	11	17	12	14	5	48

Report 5

UNIVERSITY OF PITTSBURGH Full-Time Faculty Workweeks Fall Term, 2016

011 Health Professions and Related Clinical Sciences

Faculty Rank	Faculty Identifier	Undergraduate	Contact Hours
--------------	-----------------------	---------------	---------------

Report 5

UNIVERSITY OF PITTSBURGH Full-Time Faculty Workweeks Fall Term, 2016

014 Legal Professions and Studies

Faculty Rank	Faculty Identifier	Contact Hours			Preparation Hours	Research Hours	Other	Total Weekly Hours
		Undergraduate	Graduate	Total				
Professor	1147		6	6	27	10	11	54
	1153		6	6	16	26	12	60
	1169		6	6	19	20	11	56
	1236				30	10	5	45
	1247		11	11	8	15	10	44
	1443		12	12	10	30	30	82
	147		6	6	16	15	14	51
	1477		12	12	18	16	6	52
	1487		6	6	20	19	11	56
	1528		19	19	38	15	20	92
	1					30	5	54
	1599		13	13	15	18	10	56
	1602		6	6	16	20	11	53
	1617		6	6	12	20	6	44
	185		7	7	2	35	3	47
	2030		10	10	2	35	5	52
	2219		7	7	19	10	10	46
	2288		12	12	21	17	10	60
	2755	3	3	6	7	35	4	52
	3024		5	5	25	7	8	45
	350		19	19	38	15	10	82
	399		11	11	14	25	5	55
	723		14	14	19	20	11	64
	751		11	11		14	28	53
Associate Professor	1177		2	2	23	10	8	43
	1727				10	20	15	45
	2330		22	22	13	5	20	60
	2559		3	3	8	30	4	45
	445		22	22	8	15	10	55
Assistant Professor	2827		6	6	27	15	4	52
	3097		2	2	28	15	5	50
	3220	3	2	5	21	40	15	81

Report 5

Report 5

UNIVERSITY OF PITTSBURGH Full-Time Faculty Workweeks Fall Term, 2016

015 English Language and Literature/Letters

Faculty Rank	Faculty Identifier	Contact Hours			Preparation Hours	Research Hours	Other	Total Weekly Hours
		Undergraduate	Graduate	Total				
Professor	1120				3	20	20	43
	1161	5	1	6	7	24	20	57
	1284	11		11	20	30	15	76
	1344	14		14	7	12	7	40
	143	6		6	10	15	10	41
	1563	6		6	6	32	5	49
	1578	20		20	10	20	10	60
	1588	6		6	20	18	13	57
	1592	6		6	16	10	24	56
	1593		3	3	10	5	50	68
	1627	3		3	20	30	10	63
	263	15		15	23	7	5	50
	312	3	3	6	18	15	10	49
	3153				21	17	12	50
	354	6		6	25	3	6	40
	467	6		6	10	60	3	79
	591	6		6	25	18	10	59
	616	6		6	20	18	13	57
	69	9		9	25	21	10	65
	701	23	13	36		15	20	71
	72	9		9	15	15	10	49
	748	5	1	6	10	14	31	61
	86	3		3	10	30	5	48
Associate Professor	1072	12		12	35	15	12	74
	1121	6		6	20	15	20	61
	1391	9		9	34	6	5	54
	1470	3	2	5	20	20	13	58
	1497	12		12	25	7	7	51
	152	6		6	19	20	15	60
	153	10		10	17	15	10	52
	1532	11		11	23	10	15	59
	1533	12		12	14	20	12	58

Report 5
 UNIVERSITY OF PITTSBURGH
 Full-Time Faculty Workweeks
 Fall Term, 2016

015 English Language and Literature/Letters

Faculty Rank	Faculty Identifier	Contact Hours			Preparation Hours	Research Hours	Other	Total Weekly Hours
		Undergraduate	Graduate	Total				
	1555	3	6	9	17	1	25	52
	159	15		15	6	4	35	60
	1594	8	1	9	17	36	5	67
	1610	3		3	19	14	4	40
	1670	15		15	25	10	10	60
	1700	12		12	36	10	10	68
	1843		3	3	20	6	35	64
	1851	9		9	40	12	10	71
	1943	6		6	25	20	15	66
	1944	3	3	6	20	18	12	56
	2044	3		3	15	20	35	73
	2216	6		6	21	17	12	56
	2232	3		3	16	16	10	45
	2249		4	4	18	26	11	59
	2392	9		9	21	26	12	68
	24	9		9	20	14	8	51
	2591	12		12	37	22	11	82
	26				12	24	12	48
	2612	9		9	15	20	2	46
	2713		3	3	9	25	20	57
	2955	3	3	6	10	40	10	66
	3428	6		6	18	6	25	55
	478	11		11	13	12	24	60
	789	2	4	6	10	22	35	73
	820	6		6	30	15	8	59
	942	6		6	15	24	4	49
Assistant Professor	1321	14		14	38	10	3	65
	1430	15		15	50		3	68
	2513	6	1	7	11	40	10	68
	2577	2		2	1	35	4	42
	2654	7		7	24	10	9	50
	2751	12		12	30	4	5	51

Report 5

UNIVERSITY OF PITTSBURGH Full-Time Faculty Workweeks Fall Term, 2016

015 English Language and Literature/Letters

Faculty Rank	Faculty Identifier	Contact Hours		Total	Preparation Hours	Research Hours	Other	Total Weekly Hours
		Undergraduate	Graduate					
	2925	14		14	43	5	15	77
	2941	3						

Report 5

Report 5

UNIVERSITY OF PITTSBURGH

Report 5

UNIVERSITY OF PITTSBURGH Full-Time Faculty Workweeks Fall Term, 2016

017 Library Science

Faculty Rank	Faculty Identifier	Contact Hours			Preparation Hours	Research Hours	Other	Total Weekly Hours
		Undergraduate	Graduate	Total				
Professor	2946		9	9	10	20	20	59
	525		3	3	12	25	15	55
Associate Professor	1417		13	13	4	25	5	47
	1872		7	7	14	25	10	56
	2290		3	3	2	45	10	60
	586		7	7	29	20	5	61
Assistant Professor	2473		4	4	29	20	5	58
Lecturer	90		9	9	15	15	6	45
Librarian	1054		4	4	1	38		43
	1058					38		38
	1076				15	17	6	38
	1095				8	34	2	44
	1118					40	1	41
	1128				30		70	100
	1149					5	35	40
	1222	3		3	6	1	40	50
	1251				2	40	2	44
	1258				6	14	18	38
	1282				30	5	5	40
	1299				10	30	10	50
	1345					38		38
	1347						38	38
	1353					19	19	38
	1370				1	2	35	38
	1371				34	3	1	38
	1377					38		38
	1378				5	30	3	38
	1405				1	38	1	40
	1416					38		38
	1469		3	3	7	20	10	40
	1471					38		38
	1493					45		45

Report 5

UNIVERSITY OF PITTSBURGH
Full-Time Faculty Workweeks
Fall Term, 2016

017 Library Science

Faculty Rank	Faculty Identifier	Contact Hours			Preparation Hours	Research Hours	Other	Total Weekly Hours
		Undergraduate	Graduate	Total				
	1589						38	38
	1672					38		38
	1684				20	15	3	38
	1807				3	33	2	38
	2163					36	2	38
	2199					36	2	38
	2218					33	5	38
	2238				10	10	18	38
	2297				2	36	2	40
	2304					38		38
	2339					13	26	39
	2443				3	32	4	39
	2662					38	2	40
	2705						40	40
	2718					38		38
	2814					35	3	38
	2872					40		40
	2885				8	12	20	40
	2927				2	2	38	42
	299				2	38	2	42
	300					40		40
	314				10		38	48
	3222				5	3	30	38
	3487						38	38
	3490					40		40
	376					38		38
	378					38		38
	420						38	38
	432				10	25	5	40
	437					40		40
	440					55	1	56
	464					40		40

Report 5

UNIVERSITY OF PITTSBURGH
Full-Time Faculty Workweeks
Fall Term, 2016

018 Biological and Biomedical Sciences

Faculty Rank

Faculty
Identifier

Contact Hours

Report 5

UNIVERSITY OF PITTSBURGH Full-Time Faculty Workweeks Fall Term, 2016

018 Biological and Biomedical Sciences

Faculty Rank	Faculty Identifier	Contact Hours			Preparation Hours	Research Hours	Other	Total Weekly Hours
		Undergraduate	Graduate	Total				
	2742	3		3	20	40	10	73
	3388	5	2	7	11	20	8	46
	39	13		13	24	5	15	57
	405							

Report 5

UNIVERSITY OF PITTSBURGH
Full-Time Faculty Workweeks
Fall Term, 2016

Report 5

UNIVERSITY OF PITTSBURGH
Full-Time Faculty Workweeks
Fall Term, 2016

018 Biological and Biomedical Sciences

Faculty Rank	Faculty Identifier	Contact Hours			Preparation Hours	Research Hours	Other	Total Weekly Hours
		Undergraduate	Graduate	Total				
	599				10	16	9	35
	969	6	5	11		1	32	44
Research Assoc./Asst.	1340				2	45	1	48
	3581				7	35	5	47
On Leave	1240							
	3138							
TOTAL CIP	102	805	108	913	1,633	2,153	748	5,447

Report 5

Report 5

UNIVERSITY OF PITTSBURGH Full-Time Faculty Workweeks Fall Term, 2016

019 Mathematics and Statistics

Faculty Rank	Faculty Identifier	Contact Hours			Preparation Hours	Research Hours	Other	Total Weekly Hours
		Undergraduate	Graduate	Total				
	2251		3	3	6	40	10	59
	2291	3	3	6	20	10	8	44
	2625	11		11	36	15	5	67
	2635	16		16	25	5	2	48
	2725	3	4	7	20	25	4	56
	2774	3	3	6	6	50	4	66
	882	15		15	20	8	8	51
	909	15		15	23	2	3	43
Assistant Professor	2590	7		7	17	22	3	49
	2692	6		6	18	22	5	51
	2699	3	3	6	18	22	5	51
	2809		4	4	14	20	7	45
	2992		4	4	19	20	3	46
	3295	4	1	5	13	28	5	51
	3477	3		3	15	35	5	58
Instructor	1283	16		16	33	1	1	51
	1368	14		14	40		3	57
	1644	12		12	31		1	44
	1659	16		16	45	1	1	63
	1724	13		13	28		4	45
	238	13		13	27	21	1	62
	262	19		19	7	4	21	51
	2711	12		12	36		1	49
	332	8		8	20	6	14	48
Lecturer	1337	16		16	34			50
	1387	8	3	11	37		14	62
	2208	9	1	10	28	2	3	43
	2488	13		13	30	6	6	55
	2709	10		10	24		15	49
	2954	10		10	32	12	10	64
	3258	12		12	16	20	8	56
	3265	10		10	18	10	5	43

Report 5

UNIVERSITY OF PITTSBURGH Full-Time Faculty Workweeks Fall Term, 2016

019 Mathematics and Statistics

Faculty Rank	Faculty Identifier	Contact Hours			Preparation Hours	Research Hours	Other	Total Weekly Hours
		Undergraduate	Graduate	Total				
	3271	11		11	25	4	4	44
	3585	8		8	25	5	10	48
	426	10	1	11	17	10	2	40
On Leave	1013							
	1402							
	2162							
	2638							
	2756							

Report 5

UNIVERSITY OF PITTSBURGH Full-Time Faculty Workweeks Fall Term, 2016

021 Multi/Interdisciplinary Studies

Faculty Rank	Faculty Identifier	Contact Hours			Preparation Hours	Research Hours	Other	Total Weekly Hours
		Undergraduate	Graduate	Total				
Professor	1087	3		3	10	28	10	51
	1184		2	2	12	42	8	64
	1530		3	3	10	5	45	63
	1955				10	17	30	57
	2009					10	40	50
	203				6	5	40	51
	2168				8	2	42	52
	22				15	40	15	70
	2422				17	23	14	54
	2603				6	25	40	71
	559	3		3		8	45	56
	624				10	10	35	55
	654		2	2	3	40	6	51
	7				5	15	25	45
	768	3		3	8	30	20	61
	849	5		5	4	48	21	78
	980	4	1	5	24	40	5	74
Associate Professor	1619							

Report 5

UNIVERSITY OF PITTSBURGH Full-Time Faculty Workweeks Fall Term, 2016

024 Philosophy and Religion/Theology

Faculty Rank	Faculty Identifier	Contact Hours			Preparation Hours	Research Hours	Other	Total Weekly Hours
		Undergraduate	Graduate	Total				
Professor	1036				7	35	3	45
	1628		3	3	10	52	3	68
	188	17		17	22	25	10	74
	1963	6	3	9	27	12	5	53
	2626		5	5	13	25	30	73
	3431		4	4	14	35	10	63
	517	3	4	7	29	30	10	76
	64	3	4	7	17	30	5	59
	910	3		3	8	40	14	65
Associate Professor	1262	12		12	16	16	15	59
	130	3		3	25	10	30	68
	1444	3		3	15	15	20	53
	1604	12		12	15	12	10	49
	2076	6		6	20	20	12	58
	2496		3	3	9	17	12	41
	522	3		3	14	30	8	55
	674	12		12	25	7	7	51
Assistant Professor	2734	6		6	17	20	20	63
	2945	18		18		20	3	41
	2960		3	3	18	25	5	51
	3214	11		11	17	25	11	64
	3223	3		3	10	40	8	61
	3340	6		6	22	25	10	63
	3344	6		6	20	26	11	63
	3363	6		6	20	16	2	44
	3559		3	3	7	40	1	51
Lecturer	1862	15		15	37	15	10	77
	2765	14		14	16	18	10	58
	2911	9		9	22	14	14	59
	3405	9	1	10	24	5	10	49
	3409	6		6	20	20	12	58
On Leave	2589							

Report 5

UNIVERSITY OF PITTSBURGH
 Full-Time Faculty Workweeks
 Fall Term, 2016

024 Philosophy and Religion/Theology

Faculty Rank	Faculty Identifier	Contact Hours			Preparation Hours	Research Hours	Other	Total Weekly Hours
		Undergraduate	Graduate	Total				
	3354							
TOTAL CIP	33	192	33	225	536	720	331	1,812

Report 5

UNIVERSITY OF PITTSBURGH Full-Time Faculty Workweeks Fall Term, 2016

025 Physical Sciences

Faculty Rank	Faculty Identifier	Contact Hours			Preparation Hours	Research Hours	Other	Total Weekly Hours
		Undergraduate	Graduate	Total				
Professor	1017	3	1	4	19	35	6	64
	1060				14	15	25	54
	1085	3	5	8	21	42	5	76
	1199		4	4	3	10	30	47
	1243					1	45	46
	145		4	4	24	35	10	73
	1486	6	1	7	24	5	4	40
	155	4		4	15	25	9	53
	1620	23		23	29	3	4	59
	166	6	1	7	9	40	6	62
	1852					60	8	68
	1941	7	1	8	13	18	12	51
	1977	4		4	14	26	6	50
	20		4	4	9	35	4	52
	2068		6	6	25	60	6	97
	259	7	1	8	13	20	4	45
	2744		1	1	11	31	11	54
	3066	2		2	16	35	15	68
	344	3	2	5	15	30	5	55
	407					45	5	50
	465	3		3	15	35	10	63
	548				6	60	14	80
	565	7		7	13	32	8	60
	604				15		15	75
	605		4	4	2	40	20	66
	697	3		3	16	8	13	40
	71		5	5	8	40	20	73
	747		3	3	20	38	14	75
	775	4	4	8	15	34	2	59
	808		1	1	11	38	5	55
	809	6		6	14	32	8	60
	81				5	40	5	50

Report 5

UNIVERSITY OF PITTSBURGH
Full-Time Faculty Workweeks
Fall Term, 2016

025 Physical Sciences

Report 5

UNIVERSITY OF PITTSBURGH

Report 5

Report 5

UNIVERSITY OF PITTSBURGH Full-Time Faculty Workweeks Fall Term, 2016

026 Psychology

Faculty Rank	Faculty Identifier	Contact Hours			Preparation Hours	Research Hours	Other	Total Weekly Hours
		Undergraduate	Graduate	Total				
Professor	1004	17		17	7	20	5	

Report 5

UNIVERSITY OF PITTSBURGH
Full-Time Faculty Workweeks
Fall Term, 2016

026 Psychology

Contact Hours

Report 5

UNIVERSITY OF PITTSBURGH
Full-Time Faculty Workweeks
Fall Term, 2016

026 Psychology

Faculty Rank	Faculty Identifier	Contact Hours			Preparation Hours	Research Hours	Other	Total Weekly Hours
		Undergraduate	Graduate	Total				
Lecturer	1749	9		9	30	4	1	44
	2970	33		33		10	5	48
	3250	10		10	28	2	2	42
	3427	12		12	25	2	3	42
	3542	9		9	30	4		43
	363	8	3	11	55		3	69
Research Assoc./Asst.	1084					38		38
	1420				4	6	30	40
	3042					50	6	56
	3167				15	25		40
	3499					40		40
On Leave	2366							
	286							
	3074							
	3240							
	3311							
TOTAL CIP	80	426	111	537	988	1,742	597	3,864

Report 5

UNIVERSITY OF PITTSBURGH Full-Time Faculty Workweeks Fall Term, 2016

027 Security & Protective Srvcs/Public Administration & Srvcs

Faculty Rank	Faculty Identifier	Contact Hours			Preparation Hours	Research Hours	Other	Total Weekly Hours
		Undergraduate	Graduate	Total				
Professor	1496		7	7	24	25	10	66
	1516		6	6	20	15	11	52
	1580		6	6	12	46	8	72
	1797		6	6	6	24	12	48
	198		6	6	15	40	10	71
	21		6	6	16	20	5	47
	212		4	4	34	30	5	73
	218		13	13	7	32	4	56
	2476		3	3	3	30	4	40
	4		7	7	2	18	24	51
	475		3	3	10	30	8	51
	683		5	5	8	25	11	49
	824		6	6	12	24	8	50
	851		4	4	11	30	15	60
Associate Professor	1220		9	9	13	12	8	42
	1529	10	6	16	11	8	5	40
	1539	3	3	6	15	23	15	59
	1564		3	3	9	16	24	52
	1641	15		15	27	20	5	67
	1643	3	9	12	8	16	8	44
	1781		3	3	6	15	15	39
	1917		12	12	10	20		

Report 5

UNIVERSITY OF PITTSBURGH Full-Time Faculty Workweeks Fall Term, 2016

027 Security & Protective Srvcs/Public Administration & Srvcs

Faculty Rank	Faculty Identifier	Contact Hours			Preparation Hours	Research Hours	Other	Total Weekly Hours
		Undergraduate	Graduate	Total				
	355	9		9	12	5	15	41
	564		6	6	25	15	5	51
	61	12		12	5	16	22	55
	965	6	6	12	8	25	2	47
Assistant Professor	1224		9	9	6	20	5	40
	1607	13		13	19	10	15	57
	1839		7	7	1	25	10	43
	1895		3	3	40			43
	1896				40			40
	2027		14	14	8	30	4	56
	2070	6		6	11	20	3	40
	2269	11		11	13	1	30	55
	2280		1	1	4	45	2	52
	2345		6	6	20	20	5	51
	2505		7	7	11	50	10	78
	2655		3	3	15	20	15	53
	2749		6	6	10	30	1	47
	2782		3	3	12	36	6	57
	2830		10	10	14	29	5	58
	2852		9	9	2	40	1	52
	2907				40			40
	2972		6	6	15	50	12	83
	3017		15	15	15	15	4	49
	3052	12		12	25	12	5	54
	3093	18		18	26	8	10	62
	3243		10	10	6	20	4	40
	3256		12	12	15	30	3	60
	3276	10		10	24	25	9	68
	3278		6	6	22	17	3	48
	3285		7	7	4	25	2	38
	3532		3	3	15	35	8	61
	3549		3	3	12	30	5	50

Report 5

UNIVERSITY OF PITTSBURGH
Full-Time Faculty Workweeks
Fall Term, 2016

027 Security & Protective Srvcs/Public Administration & Srvcs

Faculty Rank	Faculty Identifier	Contact Hours			Preparation Hours	Research Hours	Other	Total Weekly Hours
		Undergraduate	Graduate	Total				
	385	2	10	12	9	15	25	61
Lecturer	2815	3	15	18	18	4	3	43
	3013		9	9	15	12	12	48
	3115		9	9	24	7		40
On Leave	2914							
	2989							
	3248							
TOTAL CIP	71	162	397	559	928	1,503	585	3,575

Report 5

UNIVERSITY OF PITTSBURGH Full-Time Faculty Workweeks Fall Term, 2016

028 Social Science and History

Faculty Identifier	Contact Hours			Preparation Hours	Research Hours	Other	Total Weekly Hours
	Undergraduate	Graduate	Total				
1052		1	1	6	30	18	55
126				10	10	30	50
1409	15		15	15	20	4	54
1465	18		18	16	5	15	54
1483	19		19	8	20	18	65
1494	12		12	20	15	6	53
1507	12		12	20	20	20	72
1525	13		13	14	16	3	46
1543		4	4	4	35	5	48
1546	21		21	9	8	6	44
1654	9		9	24	5	4	42
168	31	1	32		40	3	75
1729		5	5	5	20	25	55
1887		5	5	13	30	30	78
1954	3	3	6	22	15	15	58
202	4		4	20	35	15	74
223	11		11	10	25	12	58
2481	3	3	6	20	22	10	58
2708	3	3	6	22	25	20	73
29				12	18	28	58
329	8	1	9	12	50	8	79
3387				8	50	4	62
3555				15	25	7	47
45	6	5	11	8	25	5	49
50		1	1	2	30	20	53
51	6		6	25	5	17	53
523	3		3	1	2	33	39
531	6		6	7	20	16	49
543	3	3	6	13	30	14	63
558		3	3	5	26	4	38
687	6		6	30	12	4	52
702		1	1	19	20	10	50

Report 5

UNIVERSITY OF PITTSBURGH Full-Time Faculty Workweeks Fall Term, 2016

028 Social Sciences and History

Faculty Rank	Faculty Identifier	Contact Hours			Preparation Hours	Research Hours	Other	Total Weekly Hours
		Undergraduate	Graduate	Total				
	2953	6	1	7		35	15	57
	2973	6	1	7	3	30	20	60
	3065				13	50	5	68
	3071	13		13	27	8	2	50
	3101	14		14	18	20	20	72
	3108	9		9	26	8	6	49
	3120		6	6	9	22	3	40
	3259	6		6	15	15	20	56
	3262	3		3	15	25	7	50
	3272							

Report 5

UNIVERSITY OF PITTSBURGH

Report 5

UNIVERSITY OF PITTSBURGH
Full-Time Faculty Workweeks
Fall Term, 2016

028 Social Sciences and History

		Contact Hours						
TOTAL CIP	159	1,047	176	1,223	2,348	3,031	1,565	8,167

Report 5

UNIVERSITY OF PITTSBURGH
Full-Time Faculty Workweeks
Fall Term, 2016

030 Visual and Performing Arts

Faculty Rank	Faculty Identifier	Contact Hours			Preparation Hours	Research Hours	Other	Total Weekly Hours
		Undergraduate	Graduate	Total				
Professor	1014	6	1	7	19	20	4	50
	142	1	3	4	1	25	6	36
	1565		3	3	2	25	30	60
	1606		5	5	8	20	30	63
	1983		3	3	22	28	10	63
	279	6		6	15	20	10	51
	583	9		9	14	23	10	56
	705	3	1	4	15	12	38	69
	866	4	4	8	11	40	9	68
	915	12		12	25	18	13	68
Associate Professor	1320	6		6	2	50	7	65
	1926		1	1	9	35	5	50
	1927	15		15	20	20	10	65
	1952		5	5	13	30	12	60
	1989	3	1	4	6	20	10	40
	2091	23		23	3	13	17	56
	2230	9		9	7	32	15	63
	2362	5	1	6	16	23	20	65
	2536		4	4	1	16	24	45
	3166	7		7	15	60	13	95
	46	12		12	15	21	2	50
	660	9		9		25	30	64
	745	6		6	25	25	13	69
	944	12		12	20	10	20	62
Assistant Professor	2078	10		10	33	10	4	57
	247	6		6	9	5	40	60
	2608	9		9	6	21	4	40
	2613		3	3	35	30	15	83
	2784	5		5		40	8	53
	2854	3		3	10	35	7	55
	3064	3	3	6	20	20	5	51
	3087		4	4	11	45	8	68

Report 5

UNIVERSITY OF PITTSBURGH Full-Time Faculty Workweeks Fall Term, 2016

*** UNIVERSITY TOTALS ***

Faculty Rank	Faculty Identifier	Contact Hours			Preparation Hours	Research Hours	Other	Total Weekly Hours
		Undergraduate	Graduate	Total				
GRAND TOTAL	2,068	9,989	5,033	15,022	28,784	42,898	20,005	106,709

This page intentionally left blank

Report 5

UNIVERSITY OF PITTSBURGH Full-Time Faculty Workweeks Spring Term, 2017

003 Area, Ethnic, Cultural and Gender Studies

Faculty Rank	Faculty Identifier	Contact Hours			Preparation Hours	Research Hours	Other	Total Weekly Hours
		Undergraduate	Graduate	Total				
Associate Professor	1503	6		6	10	20	15	51
	2641	3		3	25	30	25	83
Assistant Professor	2371	6		6	14	22	10	52
	2912	6		6	2	40	4	52
	3014				10	25	10	45
	3470	6		6	13	30	4	53
	3546	6		6	12	30	2	50
Lecturer	2556	14		14	20	10	4	48
	3538	9		9	15	20	6	50
	419	12		12	14	30	20	76
TOTAL CIP	10	68	0	68	135	257	100	560

Report 5

UNIVERSITY OF PITTSBURGH Full-Time Faculty Workweeks Spring Term, 2017

004 Business

Faculty Rank	Faculty Identifier	Contact Hours			Preparation Hours	Research Hours	Other	Total Weekly Hours
		Undergraduate	Graduate	Total				
Professor	1106				30	30	3	63
	1152		9	9	24	6	9	48
	1212				10	30	18	58
	1245	3	6	9	25	15	2	51
	1257		2	2	10	25	25	62
	1259	3	6	9	10	20	1	40
	1307	3	7	10	35	15	5	65
	1374	3	5	8	15	25	20	68
	1406	9		9	10	22	3	44
	1447	2		2	24	5	30	61
	146		3	3	15	20	15	53
	1511		3	3	18	21	10	52
	1537		3	3	10	35	10	58
	1548					40	5	45
	1569		9	9	10	16	9	44
	1600	3		3	30	15	5	53
	1652		6	6	20	30	4	60
	1678		4	4	5	35	3	47
	178	9		9	9	16	1	35
	23		4	4		40	10	54
	236		4	4	6	8	35	53
	274				8	30	15	53
	2741				8	32	10	50
	2787		3	3	10	24	11	48
	331	3	6	9	15	23	18	65
	349				17	21	10	48
	3613				20	24	10	54

Report 5

UNIVERSITY OF PITTSBURGH Full-Time Faculty Workweeks Spring Term, 2017

004 Business

Faculty Rank	Faculty Identifier	Contact Hours			Total	Preparation Hours	Research Hours	Other	Total Weekly
		Undergraduate	Graduate						

Report 5

UNIVERSITY OF PITTSBURGH Full-Time Faculty Workweeks Spring Term, 2017

004 Business

Faculty Rank	Faculty Identifier	Contact Hours		Total	Preparation Hours
		Undergraduate	Graduate		

Report 5

UNIVERSITY OF PITTSBURGH Full-Time Faculty Workweeks Spring Term, 2017

004 Business

Faculty Rank	Faculty Identifier	Contact Hours		Total	Preparation
		Undergraduate	Graduate		

Report 5

UNIVERSITY OF PITTSBURGH Full-Time Faculty Workweeks Spring Term, 2017

006 Computer and Information Sciences and Support Services

Faculty Rank	Faculty Identifier	Contact Hours		Total	Preparation Hours
		Undergraduate	Graduate		

Report 5

UNIVERSITY OF PITTSBURGH Full-Time Faculty Workweeks Spring Term, 2017

006 Computer and Information Sciences and Support Services

Faculty Rank	Faculty Identifier	Contact Hours			Total	Preparation Hours	Research Hours	Other	Total Weekly Hours
		Undergraduate	Graduate						
	960	3	4	7	14	11	25	57	

Report 5

UNIVERSITY OF PITTSBURGH Full-Time Faculty Workweeks Spring Term, 2017

008 Education

Faculty Rank	Faculty Identifier	Contact Hours			Total	Preparation Hours	Research Hours	Other	Total Weekly
		Undergraduate	Graduate						

Report 5

UNIVERSITY OF PITTSBURGH Full-Time Faculty Workweeks Spring Term, 2017

008 Education

Faculty Rank	Faculty Identifier	Contact Hours			Preparation Hours	Research Hours	Other	Total
		Undergraduate	Graduate	Total				
	402		8	8	33	20	15	56
	416		9	9	20	15	10	54
	481	6		6	8	10	11	35
	499	38		38	15	2	18	73
	511	14	3	17	16	14	4	51
	638		4	4	24	8	10	46
	690		5	5	13	25	5	48
	700		2	2	15	23	5	45
Assistant Professor	1192	16		16	12		15	43
	1773	15		15	32	4	3	54
	2319	18		18	22	20	30	90
	2588	30	1	31	17	5	4	57
	2606	24		24	20	8	8	60
	2621	8		8	20	18	2	48
	2649	23		23	15	8	8	54
	2664		4	4	10	30	4	48
	2750	3	5	8	6	15	30	59
	2758	18		18	19	16	12	65
	2764		8	8	22	11	11	52
	2773	21		21	30	25	17	93
	2951		11	11	18	25	5	59
	297	8		8	28	5	25	66
	2994	16		16	6	30	10	62
	3083		1	1	6	15	20	42
	3094		5	5	8	30	5	48
	3114		4	4	11	22	13	50
	3136		7	7	11	22	13	53
	3209		3	3	13	22	13	51
	3227		6	6	18	20	5	49
	3247	14		14	30	10	10	64
	3255		8	2	13	35	10	60
	3279		4	4	11	30	10	55

Report 5
 UNIVERSITY OF PITTSBURGH
 Full-Time Faculty Workweeks
 Spring Term, 2017

008 Education

Undergraduate Faculty Rank	Faculty Identifier	Contact Hours			Preparation Hours	Research Hours	Other	Total Weekly Hours
		Undergraduate	Graduate	Total				
	3346		3	3	16	40	12	71
	3348	13		13	14	40	20	87
	3370		13	13	13	23	12	61
	3396	14		14	9	10	8	41
	3420		11	11	23	30	7	71
	3437		3	3	7	35	3	48
	3558	12		12	21	12	3	48
Instructor	11	15		15	15	7	2	39
	2196	9		9	25	6	2	42
	2468	9		9	30		1	40
	3520	15		15	25		10	50
	3556	12		12	18		5	35
	887	96		96				96
Research Assoc./Asst.	1209					40	15	55
	1404					40		40
	144					40	5	45
	1442				2	40	1	43
	1616				18	28	5	51
	2014					20	15	35
	2164					40	10	50
	2816		3	3	6	45	1	55
	3003				2	38	5	45
	3022				2	38	5	45
	3048					45		45
	3316					38	2	40
	3399					50	3	53
	3465				5	45	5	55
	3485					40		40
	3511				3	41	5	49
	3570				3	45	3	51
	3612				3	41	5	49
	3622				3	20	20	43

Report 5

UNIVERSITY OF PITTSBURGH
Full-Time Faculty Workweeks
Spring Term, 2017

008 Education

Faculty Rank	Faculty Identifier	Contact Hours			Preparation Hours	Research Hours	Other	Total Weekly Hours
		Undergraduate	Graduate	Total				
	3629					40	40	
	412					40	48	
	973		14	14	12	13	40	
On Leave	3103							
	3261							
TOTAL CIP	101	561	276	837	1,227	2,229	1,003	5,296

Report 5

UNIVERSITY OF PITTSBURGH
Full-Time Faculty Workweeks
Spring Term, 2017

Report 5

UNIVERSITY OF PITTSBURGH
Full-Time Faculty Workweeks
Spring Term, 2017

009 Engineering

Report 5

UNIVERSITY OF PITTSBURGH Full-Time Faculty Workweeks Spring Term, 2017

009 Engineering

Faculty Rank	Faculty Identifier	Contact Hours			Preparation Hours	Research Hours	Other	Total Weekly Hours
		Undergraduate	Graduate	Total				
	1726	6		6	3	50	1	60
	1751	25		25	9	1	4	39
	1813	3	3	6	12	20	22	70
	1861	18		18	16	5	4	43
	1960	36		36	25	30	2	93
	1975	12	7	19		30	5	54
	1981		4	4	14	20	7	45
	2052		22	22	9	20		
	2055	3	3	6	11	30	75	62
	2093		5	5	13	25	4	47
	2106	9		9	15	16	5	45
	2167	6		6	30	9	20	65
	2203	3	1	4	11	40	8	63
	2253	3	7	10	12	26	5	52
	2327	6		6	14	5	15	40
	2333	3	5	8	16	20	10	54
	2351	3	4	7	19	70	4	40
	2365		1	1	9	35	10	55
	2367	8	2	10	14	35	5	64
	2431		1	1	23	35	10	69
	2442	22		22	12	6	3	43
	2548	3	6	9	4	33	7	53
	2676	3	2	5				

Report 5

UNIVERSITY OF PITTSBURGH
Full-Time Faculty Workweeks
Spring Term, 2017

Report 5

UNIVERSITY OF PITTSBURGH

Report 5

UNIVERSITY OF PITTSBURGH Full-Time Faculty Workweeks Spring Term, 2017

010 Foreign Languages, Literatures, and Linguistics

Faculty Rank	Faculty Identifier	Contact Hours			Preparation Hours	Research Hours	Other	Total Weekly Hours
		Undergraduate	Graduate	Total				
Assistant Professor	2624	9		9	30	20	10	69
	2660	3		3	10	27	3	43
	2712	6		6	14	20	5	45
	2752		1	1	11	30	4	46
	2801	6		6	22	17	11	56
	2939	3	3	6	30	15	25	76
	2976	15		15	20	20	7	62
	3105	7	1	8	12	40	10	70
	3213	3	5	8	18	15	14	55
	3263	3		3	10	25	10	48
	3306	6		6	35	20	10	71
	3503	2	3	5	11	25	4	45
	3517	3	3	6	23	17	12	58
	3593	3	3	6	21	19	12	58
Instructor	1328	58		58				58
	1352	23		23	10	2	1	36
	1363		1	1	20	15	6	42
	1388	13	3	16	39		1	56
	1688	16		16	37			53
	2306				20		25	45
	2645	9		9	30	15	1	55
	2735	11		11	50	3	1	65
	2770				20	15	5	40
	2882				38	3	10	51
	2985	15		15	27	1	1	44
	3084	13		13	25	1	1	40
	3146				40		15	55
	3294	11		11	50		1	62
	3365	15		15	18	2	13	48
	3508	16		16	25	5		48
	3529	16		16	6	12	8	42

Report 5

UNIVERSITY OF PITTSBURGH
Full-Time Faculty Workweeks
Spring Term, 2017

010 Foreign Languages, Literatures, and Linguistics

Contact Hours

Report 5

UNIVERSITY OF PITTSBURGH
Full-Time Faculty Workweeks
Spring Term, 2017

Report 5

UNIVERSITY OF PITTSBURGH Full-Time Faculty Workweeks Spring Term, 2017

011 Health Professions and Related Clinical Sciences

Faculty Rank	Faculty Identifier	Contact Hours		Total
		Undergraduate	Graduate	

Report 5

Report 5

UNIVERSITY OF PITTSBURGH Full-Time Faculty Workweeks Spring Term, 2017

011 Health Professions and Related Clinical Sciences

Faculty Rank	Faculty Identifier	Contact Hours			Preparation Hours	Research Hours	Other	Total Weekly Hours
		Undergraduate	Graduate	Total				
	1645	11	7	18	19	15	15	67
	1679		6	6	2	28	7	43
	17	5	11	16	13	15	18	62
	1708		5	5	5	25	10	45
	1775	24		24	24	11	10	69
	1783	19		19	18	15	20	72

Report 5

UNIVERSITY OF PITTSBURGH Full-Time Faculty Workweeks Spring Term, 2017

011 Health Professions and Related Clinical Sciences

Faculty Rank	Faculty Identifier	Contact Hours			Preparation Hours	Research Hours	Other	Total Weekly Hours
		Undergraduate	Graduate	Total				
	2471		11	11	7	15	23	56
	248				32		8	40
	2539		3	3	12	30	6	51
	2547		6	6	7	24	3	40
	257		7	7	13	9	10	39
	2578	3		3	12	12	15	42
	2587		2	2	3	27	8	40
	2686		9	9	6	35	6	56
	2695		4	4	25	3	11	43
	2733		1	1	2	13	27	43
	2736		2	2	14	8	17	41
	285		12	12	10	40	15	77

Report 5

UNIVERSITY OF PITTSBURGH
Full-Time Faculty Workweeks
Spring Term, 2017

Report 5

UNIVERSITY OF PITTSBURGH

Report 5

UNIVERSITY OF PITTSBURGH
Full-Time Faculty Workweeks

Report 5

UNIVERSITY OF PITTSBURGH
Full-Time Faculty Workweeks

Report 5

UNIVERSITY OF PITTSBURGH
Full-Time Faculty Workweeks
Spring Term, 2017

011 Health Professions and Related Clinical Sciences

Contact Hours

Faculty Rank

Report 5

UNIVERSITY OF PITTSBURGH
Full-Time Faculty Workweeks
Spring Term, 2017

Report 5

UNIVERSITY OF PITTSBURGH
Full-Time Faculty Workweeks
Spring Term, 2017

Report 5

UNIVERSITY OF PITTSBURGH Full-Time Faculty Workweeks Spring Term, 2017

011 Health Professions and Related Clinical Sciences

Faculty Rank	Faculty Identifier	Contact Hours			Preparation Hours	Research Hours	Other	Total Weekly Hours
		Undergraduate	Graduate	Total				
	3310	13		13	7	27	10	57
	3314				20	12	8	40
	3323		1	1	14	20	11	46
	3325		6	6	6	35	2	49
	3328		1	1	9	35	10	55
	3329		1	1	7	45	7	60
	3331	17	1	18	11	8	3	40
	3332		10	10		30	3	43
	3333				7	46	7	60
	3335		6	6	9	28	6	49
	3336					40		40
	3337		2	2	18	16	4	40
	3341		3	3	7	18	20	48
	3343		2	2	30	2	6	40
	3368		3	3	8	35	7	53
	3376		5	5	14	25	4	48
	3377		2	2	2	36	2	42
	3386	3		3	7	30	2	42
	3403				3	35	2	40
	3415		5	5		30	5	40
	3419				13	19	13	45
	343		22	22	14	5	25	66
	3451		3	3	4	45	1	53
	3455		9	9	14	10	17	50
	3458				13	24	3	40
	3459	6		6	16	12	6	40
	3464				8	33	5	46
	3469				8	36	6	50
	3474		1	1	3	30	6	40
	3475		5	5	12	60		77
	3478	19		19		18	3	40
	3486				10	32	9	51

Report 5

UNIVERSITY OF PITTSBURGH
Full-Time Faculty Workweeks
Spring Term, 2017

011 Health PrOlth PrOlth PrOlth PrOlth PrOlth PrOlth PrOltringTerm,

Report 5

UNIVERSITY OF PITTSBURGH Full-Time Faculty Workweeks Spring Term, 2017

011 Health Professions and Related Clinical Sciences

Faculty Rank	Faculty Identifier	Contact Hours			Preparation Hours	Research Hours	Other	Total Weekly Hours
		Undergraduate	Graduate	Total				
	886		1	1		9	30	40
	907		2	2	12	14	12	40
	95		11	11	13	15	15	54
	981	12		12		26	2	40
Instructor	1358					5	45	50
	1381	2		2	33		3	38
	1423				5		35	40
	1966	4	1	5	5	26	4	40
	2148		16	16	16	4	4	40
	2150		3	3	1	32	10	46
	2166					4	36	40
	2258	25		25	12		3	40
	2446		13	13	29	8	12	62
	2520				2	40	1	43
	2581	25		25	35	5	5	70
	2667		3	3	5	24	8	40
	2726	23		23	10	10	4	47
	2760	23		23	29	5	10	67
	2813		1	1	25	9	10	45
	3010		3	3	13	21	8	45
	3012					40		40
	3038					40		40
	3039	1		1	25	6	10	42
	3040	15		15	25	6	14	60
	3078	2	9	11	8	15	6	40
	3163	6		6				

Report 5

UNIVERSITY OF PITTSBURGH
Full-Time Faculty Workweeks
Spring Term, 2017

Report 5

UNIVERSITY OF PITTSBURGH Full-Time Faculty Workweeks Spring Term, 2017

014 Legal Professions and Studies

Faculty Rank	Faculty Identifier	Contact Hours		Total	Preparation Hours	Research Hours	Other
		Undergraduate	Graduate				

Report 5

UNIVERSITY OF PITTSBURGH Full-Time Faculty Workweeks Spring Term, 2017

014 Legal Professions and Studies

Faculty Rank	Faculty Identifier	Contact Hours			Preparation Hours	Research Hours	Other	Total Weekly Hours
		Undergraduate	Graduate	Total				
	3434		1	1	44	5	50	
	3600		9	9	20	26	59	
Librarian	1559		6	6	6	4	46	
	1779						38	
	1787				5	15	38	
	2295					1	37	
	3624					4	38	
	578		3	3	3		39	
On Leave	147							
	2288							
TOTAL CIP	42	3	347	350	651	648		

Report 5

UNIVERSITY OF PITTSBURGH
Full-Time Faculty Workweeks
Spring Term, 2017

Report 5

UNIVERSITY OF PITTSBURGH Full-Time Faculty Workweeks Spring Term, 2017

015 English Language and Literature/Letters

Faculty Rank	Faculty Identifier	Contact Hours		Total	Preparation Hours	Research Hours	Other	Total Weekly Hours
		Undergraduate	Graduate					
	1594	3	5	8	23	25	11	67
	1610		3					

Report 5

UNIVERSITY OF PITTSBURGH
Full-Time Faculty Workweeks
Spring Term, 2017

015 English Language and Literature/Letters

Faculty Rank	Faculty Identifier	Contact Hours			Preparation Hours	Research Hours	Other	Total Weekly Hours
		Undergraduate	Graduate	Total				
	3063	6		6	24	18	13	61
	3067				15	35	15	65
	3068	3	3	6	16	26	4	52
	3102	7	2		18	20	15	62
	3112	15		15	17	10	16	58
	3226	12		12	26	13	13	64
	3238	6		6	22	25	12	65
	3245	3	1	4	11	30	20	65
	3267	6		6	20	30	15	71
	3292		3	3	16	10	24	53
	3385	6		6	24	5	30	65
	3389		3	3	20	16	18	57
	3390	6		6	23	20	14	63
	3407	6		6	28	6	16	56
	3417	3	3	6	20	10	10	46
	3466	3		3	10	5	30	48
	3496	3		3	15	1	25	44
	3509	6		6	22	15	14	57
	3514	3	3	6	25	10	15	56
	3519	6		6	22	20	10	58
Instructor	2826	15		15	16	20	22	73
	3291	12		12	30	10	16	68
Lecturer	1216	6		6	17		20	43
	1319	14		14	1		25	40
	136	3		3	20	7	10	40
	1438	15		15		14	15	44
	1657	3		3	17		20	40
	2065	9		9	32	10	15	66
	2182	3		3	33	5	9	50
	2188	6		6	34	10	12	62
	2318	6		6	17	9	20	52
	2326	6		6	22	6	20	54

Report 5

UNIVERSITY OF PITTSBURGH Full-Time Faculty Workweeks Spring Term, 2017

015 English Language and Literature/Letters

Faculty Rank	Faculty Identifier	Contact Hours			Preparation Hours	Research Hours	Other	Total Weekly Hours
		Undergraduate	Graduate	Total				
	2393	3		3	51	1	20	75
	2465	6		6	30	5	10	51
	2475	6		6	22	15	15	58
	2567	9		9	20	20	15	64
	2717	9		9	30		4	43
	2747	9		9	36		24	69
	2748	9		9	20	5	15	49
	2766	6		6	35	5	2	48
	2767	9		9	27	10	26	72
	2788	1		1	55		4	60
	2792	9		9	28	3	3	43
	2800	13		13	15	14	14	56
	2805	6		6	31	1	7	45
	2835	9		9	42	12	7	70
	2836	3		3	30	12	7	52
	2840	9		9	28	2	3	42
	2855	6		6	23	2	15	46
	2930	6		6	25		9	40
	2933	9		9	32	10	4	55
	2959	9		9	22	9	10	50
	3111	9		9	30	2	13	54
	3550	6		6	22	15	14	57
	3557	3		3	21	21	10	55
	3564	3		3	35			38
	760	9		9	20	15	10	54
	931	12		12	13	3	12	40
On Leave	1344							
	1627							
	1843							
	2316							
	2591							
	26							

Report 5

UNIVERSITY OF PITTSBURGH Full-Time Faculty Workweeks Spring Term, 2017

017 Library Science

Faculty Rank	Faculty Identifier	Contact Hours		Total
		Undergraduate	Graduate	

Report 5

UNIVERSITY OF PITTSBURGH Full-Time Faculty Workweeks Spring Term, 2017

017 Library Science

Faculty Rank	Faculty Identifier	Contact Hours			Preparation Hours	Research Hours	Other	Total Weekly Hours
		Undergraduate	Graduate	Total				
	529					38	38	
	610					37	37	
	639					40	40	
	679					40	40	
	804					45	45	
	895				15	10	10	35
	905					3	35	38
	938				5	29	1	35
	989					38		38
On Leave	1397							
	437							

TOTAL CIP

Report 5

UNIVERSITY OF PITTSBURGH Full-Time Faculty Workweeks Spring Term, 2017

018 Biological and Biomedical Sciences

Faculty Rank	Faculty Identifier	Contact Hours			Total	Preparation Hours	Research Hours	Other	Total Weekly
		Undergraduate	Graduate						

Report 5

UNIVERSITY OF PITTSBURGH Full-Time Faculty Workweeks Spring Term, 2017

018 Biological and Biomedical Sciences

Faculty Rank	Faculty Identifier	Contact Hours			Preparation Hours	Research Hours	Other	Total Weekly Hours
		Undergraduate	Graduate	Total				
	39	13		13	30	15	20	78
	597	6	2	8	5	35	2	50
	779		2	2	3	36	9	50
	917	21		21		2	20	43
	921	24		24	19	2	7	52
	926	8	3	11	18	25	10	64
	927	7	2	9	16	40	15	80
	982	14		14	38	20	1	73
Assistant Professor	1154	2		2	6	53	7	68
	1595	2		2	3	35		40
	2268	5		5	3	40	3	51
	2543				4	32	4	40
	2674					45	4	49
	2687				12	34	6	52
	2702	5		5	12	31	2	50
	2832	12		12	18	15	8	53
	2862	4		4	30	30	2	66
	2869				2	40	5	47
	2918	16		16	15	10	15	56
	2922	10		10	34	25	8	77
	3001	5	2	7	9	30	10	56
	3025					40	10	50
	3135	11		11	18	12	11	52
	3201					44	1	45
	3282	2	2	4	12	27	10	53
	3300	14		14	27	10	5	56
	3317	3	1	4	29	17	10	60
	3351	20		20	7	15	12	54
	3454	3		3	15	30	2	50
	3460	2	1	3	13	35	10	61
	3494				4	42	10	56
	3598				6	36	8	50

Report 5

UNIVERSITY OF PITTSBURGH
Full-Time Faculty Workweeks
Spring Term, 2017

018 Biological and Biomedical Sciences

Faculty Rank	Faculty Identifier	Contact Hours			Preparation Hours	Research Hours	Other	Total Weekly Hours
		Undergraduate	Graduate	Total				
	3618	2	1	3	12	48	2	65
Instructor	593	22		22	18	5	4	49
	222	15		15	4	25	15	59
	2372	9		9	21	2	3	35
	2593	5		5	22		15	42
	2818	41		41	33	2	3	79
	3116	9		9	18	10	19	56
	315	9		9	25		2	36
	3266	7		7	38	10	10	65
	3338	2		2	39		2	43
	3359	10		10	17	3	8	38
Lecturer	876	12		12	71	5	2	90
	1252	10		10	18	8	5	41
	1681	4		4	30	5	20	59
	1712	21	3	24	3	15	5	47
	2761	10		10		11	18	39
	2785	22		22	47		3	72
	2793	17		17	11	14	5	47
	2802	21		21	36	3	5	65
	2806	41		41	38	2	4	85
	2838	2		2	3	20	20	45
	2961	10		10	36		3	49
	3138	2		2	35		10	47
	3281	10		10	32	4	4	50
	3364	9		9	29	10	12	60
	3404	8		8		25	10	43
	3433	22		22	20	10	20	72
3438	24		24	43		3	70	
3476	8		8	50		4	62	
3479					20	35	55	
3562	9		9	31			40	
3584	9		9	15	16	20	60	

Report 5

UNIVERSITY OF PITTSBURGH Full-Time Faculty Workweeks Spring Term, 2017

018 Biological and Biomedical Sciences

Faculty Rank	Faculty Identifier	Contact Hours			Preparation Hours	Research Hours	Other	Total Weekly Hours
		Undergraduate	Graduate	Total				
	599	15	3	18	25	8	3	54
	969	14	4	18		2	25	45
Research Assoc./Asst.	1340				3	40	1	44
	3581				10	38	10	58
On Leave	1240							
	1782							
TOTAL CIP	102	817	92	909	1,552	2,250	907	5,618

Report 5

Report 5

UNIVERSITY OF PITTSBURGH Full-Time Faculty Workweeks Spring Term, 2017

019 Mathematics and Statistics

Faculty Rank	Faculty Identifier	Contact Hours			Preparation Hours	Research Hours	Other	Total Weekly Hours
		Undergraduate	Graduate	Total				
	2251	3		3	4	45	7	59
	2291		3	3	12	15	10	40
	2625	14		14	29	12	6	61
	2635	17		17	20	2	2	41
	2725		4	4	15	30	5	54
	2774	4		4	6	40	5	55
	882	21		21	20	4	4	49
	909	14		14	21	3	2	40
Assistant Professor	2590	3		3	18	25	4	50
	2692	4		4	17	22	7	50
	2699		3	3	17	22	7	49
	2809		7	7	24	20	10	61
	2992		1	1	4	20	10	35
	3081	4		4	12	70	8	94
	3295		5	5	8	28	6	47
	3477	3		3	20	30	10	63
	3609				16	26	8	50
Instructor	1283	14		14	33	1	1	49
	1659	17		17	48	1	2	68
	1724	12		12	24	1	7	44
	238	10		10	35	19	2	66
	262	13		13	32	13	10	68
	2711	16		16	32	1	2	51
	332	12		12	18	4	14	48
Lecturer	1337	16		16	36			52
	1387	3	3	6	28		24	58
	2208	10		10	27	5	2	44
	2488	11		11	20	10	2	43
	2709	6		6	18	5	18	47
	2954	9		9	40	20	12	81
	3258	16		16	20	25	10	71
	3265	9		9	16	25	7	57

Report 5

UNIVERSITY OF PITTSBURGH
Full-Time Faculty Workweeks
Spring Term, 2017

019 Mathematics and Statistics

Faculty Rank	Faculty Identifier	Contact Hours			Preparation Hours	Research Hours	Other	Total Weekly Hours
		Undergraduate	Graduate	Total				
	3271	14		14	28	2	2	46
	3585	10		10	14	26	8	58
	426				7	7	21	35
On Leave	1368							
	1402							
	1644							
	1662							
	1990							
	2638							
	2756							
TOTAL CIP	74	447	76	523	1,202	1,322	557	3,604

Report 5

UNIVERSITY OF PITTSBURGH
Full-Time Faculty Workweeks
Spring Term, 2017

021 Multi/Interdisciplinary Studies

Faculty Rank	Faculty Identifier	Contact Hours			Preparation Hours	Research Hours	Other	Total Weekly Hours
		Undergraduate	Graduate	Total				
Professor	1087		3	3	18	20	10	51
	1184	3	4	7	11	36	8	62
	1530				9	8	43	60
	2009					10	40	50
	203				3	12	40	55
	2168				15	5	30	50
	22	7		7	15	40	15	77
	2422					36	4	40
	2603				5	30	40	75
	559	4		4		10	40	54
	624				10	10	40	60
	654		2	2	5	45	8	60
	7		3	3	12	10	15	40
	768	6		6	10	27	15	58
	849	6	1	7	16	40	10	73
	980		1	1	29	30	10	70
Associate Professor	1619					20	45	65
	1867	16		16	20	16	5	57
	1901	18		18	9	15	12	54
	2257					40		40
	2350	15		15	12	13	20	60
	2691				12	35	9	56
	430					40	1	41
	899	15		15	9	10	20	54
Assistant Professor	247	4		4	9	5	40	58
	2754	1		1	28	3	9	41
	2910	18		18	13	20	12	63
	3588	12		12	24	26	28	90
Lecturer	2160		4	4	20		17	41
	568					4	36	40
Research Assoc./Asst.	2665				5	15	15	35
	2775				5	36	4	45

Report 5

UNIVERSITY OF PITTSBURGH
Full-Time Faculty Workweeks
Spring Term, 2017

021 Multi/Interdisciplinary Studies

Faculty Rank	Faculty Identifier	Contact Hours			Preparation Hours	Research Hours	Other	Total Weekly Hours
		Undergraduate	Graduate	Total				
	3203					60	60	
On Leave	1955							
	2309							
	2584							
	2611							
TOTAL CIP	37	125	18	143	324	667	701	1,835

Professor

Assistant Professor

Lecturer

On Leave

Report 5

UNIVERSITY OF PITTSBURGH
Full-Time Faculty Workweeks
Spring Term, 2017

025 Physical Sciences

Contact Hours

Report 5

UNIVERSITY OF PITTSBURGH Full-Time Faculty Workweeks Spring Term, 2017

025 Physical Sciences

Faculty Rank	Faculty Identifier	Contact Hours			Preparation Hours	Research Hours	Other	Total Weekly Hours
		Undergraduate	Graduate	Total				
	839		1	1	24	55	5	85
	84	7		7	8	15	15	45
	850		3	3	30	30	1	64
	916				20	20	2	42
	945	6		6	20	31	9	66
	975	3	1	4	7	30	10	51
	983	27	4	31	17	20	2	70
Associate Professor	1042	6	1	7	16	40	4	67
	1104	6		6	2	55	3	66
	1234	18		18	24	15	2	59
	1242	11		11	18	10	4	43
	1433	19		19	17	6	7	49
	1542	13		13	15	25	8	61
	1554	27		27	15	9	7	58
	1753	12		12	22	5	6	45
	1850	25		25	9	25	5	64
	2020	6		6	11	40	3	60
	2206	6		6	8	32	10	56
	2226				10	25	14	49
	2260		1	1	3	50	2	56
	2289		8	8	24	20	8	60
	2292	3		3	15	32	5	55
	2347	17		17	31	21	10	79
	2383		1	1	4	30	8	43
	2441				14	34	9	57
	2595	16		16	20	6	8	50
	2622		3	3	12	40	4	59
	2730	10	4	14	14	20	15	63
	2839	3		3	18	40	7	68
	2971	2	7	9	2	25	10	46
	411	14		14	16	20	16	66
	521	21		21	20	20	5	66

Report 5

Report 5

UNIVERSITY OF PITTSBURGH Full-Time Faculty Workweeks Spring Term, 2017

025 Physical Sciences

Faculty Rank	Faculty Identifier	Contact Hours			Preparation Hours	Research Hours	Other	Total Weekly Hours
		Undergraduate	Graduate	Total				
	3444		3	3	15	30	3	51
	3467		3	3	15	35	10	63
	3473				13	32	9	54
	3483	6		6	12	22		40
	3484				16	31	10	57
	3495					20	20	40
	3527	3	4	7	20	30	4	61
	3571				5	40	10	55
	3594	12		12	21	10	6	49
Instructor	1267	13		13	17	6	18	54
	1754	11		11	21	3	5	40
	2349	14		14	36	6	7	63
	2743				40		1	41
	3088	13		13	30	5	8	56
	3106	12		12	28		5	45
	3217	34		34	25		10	69
	920	4		4	28	5	5	42
Lecturer	1295	10		10		3	22	35
	1504	11		11	20			

Report 5

UNIVERSITY OF PITTSBURGH
Full-Time Faculty Workweeks
Spring Term, 2017

025 Physical Sciences

		Contact Hours						
TOTAL CIP	128	1,020	129	1,149	2,033	3,023	914	7,119

Report 5

UNIVERSITY OF PITTSBURGH
Full-Time Faculty Workweeks
Spring Term, 2017

026 Psychology

Faculty Rank

Faculty

Contact Hours

Report 5

UNIVERSITY OF PITTSBURGH Full-Time Faculty Workweeks Spring Term, 2017

026 Psychology

Faculty Rank	Faculty Identifier	Contact Hours			Preparation Hours	Research Hours	Other	Total Weekly Hours
		Undergraduate	Graduate	Total				
	235	6		6	10	20	5	41
	2358	3		3	4	45	15	67
	2360		6	6	16	25	10	57
	2366	3	3	6	14	28	10	58
	2558	19		19	7	15	12	53
	2656	21		21	12	15	10	58
	2944				8	32	12	52
	2964	19		19	19	15	5	58
	3450				10	28	8	46
	390	3		3	12	30	5	50
	70	12		12	27	7	20	66
Assistant Professor	1508	22		22	2	5	15	44
	1972		7	7	24	20	6	57
	2175	5	2	7	13	10	10	40
	2637	17		17	18	5	10	50
	2710		9	9	2	14	15	40
	2940		4	4	6	30	4	44
	2987	6		6	13	31	9	59
	3073	3	1	4	1	30	5	40
	3074	8		8	10	30	1	49
	3124	6		6	14	28	10	58
	3133	16		16	34	20	10	80
	3165		1	1	31	25	10	47
	3236	3	3	6	12	38	5	61
	3240	3		3	12			

Report 5

UNIVERSITY OF PITTSBURGH
Full-Time Faculty Workweeks
Spring Term, 2017

026 Psychology

Contact Hours

Faculty Rank

Report 5

UNIVERSITY OF PITTSBURGH
Full-Time Faculty Workweeks
Spring Term, 2017

027 Security & Protective Srvcs/Public Administration & Srvcs

Report 5

UNIVERSITY OF PITTSBURGH
Full-Time Faculty Workweeks
Spring Term, 2017

027 Security & Protective Srvcs/Public Administration & Srvcs

Faculty Rank	Faculty Identifier	Contact Hours			Preparation Hours	Research Hours	Other	Total Weekly Hours
		Undergraduate	Graduate	Total				
Assistant Professor	965		8	8		20	6	42
	1224		9	9		20	8	39
	1607	10		10		10	16	52
	1839		6	6		20	8	49
	1895		3	3	4			43
	1896				40			40
	2027		13	13	11	30	3	57
	2070	3		3	9	5	10	37
	2269	12		12	18		25	55
	2280		3	3	25		5	73
	2345		3	3	20		10	53
	2505		1	1	2		8	41
	2655		6	6	28		6	56
	2749		3	3	10		2	55
	2782		6	6	30		6	66
	2830		9	9	10		5	51
	2852		9	9			2	51
	2907				40			40
	2914		3	3	15	28	9	55
	2972		10	10	14	40	5	69
	3017		12	12	4	24	10	50
	3052	12		12	25	15	7	59
	3093	21		21	6	15	20	62
	3243		6	6	2	28	4	40
	3256	6	6	12	8	30	5	55
	3276	9		9	25	20	16	70
	3278		6	6	2	42	2	52
	3285		3	3	8	25	4	40
	3532		6	6	15	28	9	58
	3549	3		3	15	30	5	53
	3604	3		3	12	32	4	51
	385	5	8	13	4	10	25	52

Report 5

UNIVERSITY OF PITTSBURGH
Full-Time Faculty Workweeks
Spring Term, 2017

027 Security & Protective Srvcs/Public Administration & Srvcs

Faculty Rank	Faculty Identifier	Contact Hours			Preparation Hours	Research Hours	Other	Total Weekly Hours
		Undergraduate	Graduate	Total				
Lecturer	2815		13	13	17	10	3	43
	3013	3	4	7	20	15	3	45
	3115		10	10	17	20	3	50
	3605	3	9	12	27		4	43
On Leave	21							
	2989							
	475							
	851							
TOTAL CIP	72	177	380	557	931	1,568	522	3,578

Report 5

UNIVERSITY OF PITTSBURGH
Full-Time Faculty Workweeks
Spring Term, 2017

028 Social Sciences and History

Faculty Rank	Faculty Identifier	Contact Hours			Preparation Hours	Research Hours	Other	Total Weekly Hours
		Undergraduate	Graduate	Total				
Professor	126				15	20	15	50
	1409	12		12	12	30	5	59
	1465	14		14	21		15	50
	1483	21		21		24	6	51
	1494	12		12	9	15	10	46
	1506	3	1	4	12	22	20	58
	1507	18		18	34	5	8	65
	1525	12		12	10	10	8	40
	1543	3	1	4	2	30	12	48
	1654	9		9	12	20	10	51
	168	15	5	20	8	45	2	75
	1729	3	1	4		28	16	48
	177	14		14	26	20	20	80
	1887		3	3	13	30	30	76
	1954	6		6	15	30	15	66
	202	6		6	24	20	12	62
	223		6	6	8	28	16	58
	2481		3	3	12	26	20	61
	2708	3		3	18	20	15	56
	329	8		8	28	15	10	61
	3387	3	3	6	25	20	10	61
	3555	3	3	6	10	21	12	49
	45				18	20	3	41
	50	3	5	8	19	10	20	57
	51	3	6	9	30	10	5	54
	523	9		9	3	3	31	46
	543				12	42	8	62
	558		3	3	5	22	6	36
	687		3	3	20	25	5	53
	702		5	5	21	10	15	51
	720	9		9	15	25	25	74
	806	18	1	19	4	20	10	53

Report 5

UNIVERSITY OF PITTSBURGH Full-Time Faculty Workweeks Spring Term, 2017

028 Social Sciences and History

Faculty Rank	Faculty Identifier	Contact Hours			Preparation Hours	Research Hours	Other	Total Weekly Hours
		Undergraduate	Graduate	Total				
	812	15		15	24	1	10	50
	817	3		3	20	20	13	56
	818	3	2	5	18	30	15	68
	844	3	4	7	19	25	5	56
	959		4	4	10	30	25	69
	98	27	3	30	13	20	8	71
Associate Professor	1110	5		5	17	25	14	61
	1172	12		12	35	8	2	57
	1230	12		12	3	24	6	45
	1233	12		12	32	1	1	46
	1241	12		12	16	12	10	50
	1359	4		4	11	25	35	75
	138	18		18	17	6	9	50
	1467	6		6	30	12	12	60
	1488	7		7	32		2	41
	1520		6	6	24	20	12	62
	1692	3	4	7	14	28	17	66
	1706	12		12	36	10	12	70
	1718	27	1	28	19	30	5	82
	1758	12		12	29	13	12	66
	191	15		15	14	10	8	47
	1962		3	3	12	12	30	57
	1980	3	1	4	17	25	15	61
	2047	3	3	6	5	30	15	56
	2061	3	3	6	18	30	11	65
	2079	10		10	8	5	27	50
	2228				8	18	20	46
	2363	6		6	17	21	8	52
	2402		3	3	16	25	15	59
	2412	3	8	11	3	20	10	44
	2571	3	4	7	10	15	8	40
	2582	3	3	6	16	22	7	51

Report 5

Report 5

UNIVERSITY OF PITTSBURGH Full-Time Faculty Workweeks Spring Term, 2017

028 Social Sciences and History

Faculty Rank

Faculty
Identifier

Contact Hours

Report 5

UNIVERSITY OF PITTSBURGH
Full-Time Faculty Workweeks
Spring Term, 2017

028 Social Sciences and History

		Contact Hours						
TOTAL CIP	159	1,039	193	1,232	2,380	2,788	1,476	7,876

Report 5

UNIVERSITY OF PITTSBURGH Full-Time Faculty Workweeks Spring Term, 2017

030 Visual and Performing Arts

Faculty Rank	Faculty Identifier	Contact Hours			Preparation Hours	Research Hours	Other	Total Weekly Hours
		Undergraduate	Graduate	Total				
Professor	1014	6	1	7	19	20	5	51
	142	5	6	11	1	30	3	45
	1565		3	3		20	35	58
	1606		1	1	19	20	30	70
	1983		2	2	10	36	6	54
	583	3	3	6	14	25	14	59
	705	3	4	7	27	16	31	81
	866		2	2	8	50	10	70
	915	12		12	12	18	20	62
Associate Professor	1065	11		11	19	25	15	70
	1320	6		6	16	30	8	60
	1926	3	1	4				

Report 5


UNIVERSITY OF PITTSBURGH
 Full-Time Faculty Workweeks
 Spring Term, 2017

*** UNIVERSITY TOTALS ***

Faculty Rank	Faculty Identifier	Contact Hours			Preparation Hours	Research Hours	Other	Total Weekly Hours
		Undergraduate	Graduate	Total				
GRAND TOTAL	2,076	10,089	4,830	14,919	28,380	42,633	20,371	106,303

This page intentionally left blank

UNIVERSITY OF PITTSBURGH



Report 6

Degree Requirements and Degrees Awarded

2013-2014 to 2016-2017

Report 6

UNIVERSITY OF PITTSBURGH
 Degree Requirements and Degrees Awarded
 2013-2014 to 2016-2017

MINIMUM NUMBER OF CREDITS REQUIRED FOR A DEGREE

Baccalaureate	120
Master's	30

DEGREES AWARDED

	Bachelors	Masters	First Professional	Doctoral	Total
2013-2014	5,414	2,366	529	432	8,741
2014-2015	5,530	2,556	542	405	9,033
2015-2016	5,411	2,623	535	403	8,972
2016-2017	5,533	2,732	543	349	9,157

This page intentionally left blank