

**UNIVERSITY OF PITTSBURGH**

**Report of**



## CONTENTS

Variables:	5
Report 1: Faculty and Student Headcounts and Student Credit Hours	9
Faculty and Student Headcounts	11
Student Credit Hours	13
Report 2: Courses	15
Report 3: Academic Calendar	39
Report 4A: FTE Faculty, Total Salary and Salary by Funding Source, Summer Term, 2013	43
Report 4A: FTE Faculty, Total Salary and Salary by Funding Source, Academic Year, 2013-2014	

This page intentionally left blank

# UNIVERSITY OF PITTSBURGH



**Variables**



## VARIABLES

The variables to be included in the Snyder data are defined as follows:

Assigned Credit Hours (CCH). The unit of value assigned to a course, intended to indicate the quantity of instruction embodied in the course. CCH's can be assigned in the classroom or in individual instruction.

Bachelor's Degree. A degree granted at completion of a baccalaureate program, usually taking at least 4 years (120-128 credits) of full-time study. This includes degrees granted in a cooperative or work-study program.

Classroom Courses. Courses in which the great majority of all instruction is delivered to students in groups whether in labs, studios, seminars or lectures.

Distance Learning Courses. Distance education courses include interactive audio- or videoconferencing; prerecorded instructional videos; webcasts; CD-ROMs or DVDs; or computer-based systems accessed over the Internet. Distance education does not include correspondence courses.

Doctor's Degree. A degree carrying the title of Doctor (excluding medical degrees). A Ph.D. or equivalent is the highest academic degree and requires mastery of a field of knowledge and a demonstrated ability to perform scholarly research.

Faculty Identifier. A number or code assigned to each faculty member, used when reporting workweeks.

First Professional Degree. A degree granted at completion of at least 6 years of study, in Dentistry, Health or Law. This degree signifies completion of the academic requirements to begin practice in the professions.

Full-Time Faculty. Persons holding appointments in the professorial, research, and librarian faculty ranks with full-time employment in a semester.

Full-Time Graduate Student. Students at the Master's, First Professional or Doctor's level carrying 9 or more credit hours per semester.

Full-Time Undergraduate Student. Students at the associate or baccalaureate level carrying 12 or more credit hours per semester.

Graduate Classroom Contact Hours. The number of hours a faculty member spends in weekly classroom contact at the graduate level.

Individual Instruction Sections. One-on-one instruction involving a student and faculty member.

Instructional Faculty FTE. The portion of an individual's salary paid from instruction budgets and/or salary paid for credit courses in continuing education calculated on a 9 month basis. The instructional FTE is prorated downward for those persons not employed full-time.

Instructional Salary. The amount regularly paid to faculty for services directly related to instruction, funded by university, federal, or other sources.

Master's Degree. A degree granted at completion of a program usually taking 1 or 2 years (24-30 credits) of full-time study beyond the bachelor's degree.

Non-Instructional Faculty FTE. The portion of an individual's salary paid from budgets other than instruction and/or other than salary paid for credit courses in continuing education calculated on a 9 month basis. The FTE is prorated downward for those persons not employed full-time.

Non-Instructional Salary. The amount regularly paid to faculty for services not directly related to instruction, funded by university, federal, or other sources.

Other Hours. The number of hours a faculty member spends in weekly university-related services including public service, student service and university support.

Part-time Faculty. Persons holding appointments in the professorial, research and librarian faculty ranks with less than full-time employment in a semester.

Part-Time Graduate Student. Student at the Master's, First Professional or Doctor's level carrying fewer than 9 credit hours per semester.

Part-Time Undergraduate Students. Students at the associate or baccalaureate level carrying fewer than 12 credit hours per semester.

Preparation Hours. The number of hours a faculty member spends in weekly course preparation, all levels combined.

## VARIABLES

Research Hours. The number of hours a faculty member spends in weekly scholarly research.

Student Credit Hours (SCH). The unit of value awarded for the successful completion of courses, intended to indicate the quantity of course instruction in relation to the total requirements for a diploma, certificate, or degree. SCH's can be earned in the classroom or in individual instruction.

Undergraduate Classroom Contact Hours. The number of hours a faculty member spends in weekly classroom contact at the undergraduate level.



# **UNIVERSITY OF PITTSBURGH**



## **Report 1**

### **Faculty and Student Headcounts and Student Credit Hours**

**2013-2014**



Report 1  
 UNIVERSITY OF PITTSBURGH  
 Faculty and Student Headcount and Student Credit Hours  
 2013-2014

	Summer Term 2013	Fall Term 2013	Spring Term 2014
<b>FACULTY HEADCOUNT</b>			
Full-Time	761	2,033	2,040
Part-Time	<u>2,862</u>	<u>3,673</u>	<u>3,524</u>
Total	3,623	5,706	5,564
<b>STUDENT HEADCOUNT</b>			
Full-Time Undergraduate	1,026	23,485	22,032
Part-Time Undergraduate	5,447	1,886	5,474
Full-Time Graduate	1,936	6,703	6,277
Part-Time Graduate	<u>3,029</u>	<u>2,420</u>	<u>2,323</u>
Total	11,438	34,494	36,106

This page intentionally left blank

Report 1  
**UNIVERSITY OF PITTSBURGH**  
 Faculty and Student Headcounts and Student Credit Hours  
 2013-2014

	Summer Term 2013	Fall Term 2013	Spring Term 2014	Total 2013-2014
<b>STUDENT CREDIT HOURS</b> (Includes classroom and individual instruction)				
Undergraduate				
Lower Division	25,402	238,146	227,105	490,653
Upper Division	<u>13,031</u>	<u>121,101</u>	<u>124,796</u>	<u>258,928</u>
Total	38,433	359,247	351,901	749,581
Graduate				
Master's	21,843	63,644	58,916	144,403
First Professional	6,797	22,397	24,198	53,392
Doctoral	<u>2,034</u>	<u>10,784</u>	<u>9,386</u>	<u>22,204</u>
Total	<u>30,674</u>	<u>96,825</u>	<u>92,500</u>	<u>219,999</u>
Total Student Credit Hours	69,107	456,072	444,401	969,580

This page intentionally left blank

# UNIVERSITY OF PITTSBURGH



**Report 2**

**Courses**

**2013-2014**





Report 2  
 UNIVERSITY OF PITTSBURGH  
 Courses  
 2013-2014

\*\*\* UNIVERSITY TOTALS \*\*\*

	Summer Term 2013	Fall Term 2013	Spring Term 2014
<b>CLASSROOM COURSES</b>			
Undergraduate			
Lower Division	680	3,865	3,677
Upper Division	345	2,072	2,168
Graduate			
Master's	487	1,311	1,279
First Professional	27	177	188
Doctoral	<u>68</u>	<u>213</u>	<u>207</u>
<b>Total Classroom Courses</b>	<b>1,607</b>	<b>7,638</b>	<b>7,519</b>
<b>INDIVIDUAL INSTRUCTION SECTIONS</b>			
Undergraduate			
Lower Division	15	52	82
Upper Division	311	532	660
Graduate			
Master's	322	497	520
First Professional	38	89	97
Doctoral	<u>217</u>	<u>424</u>	431G

Report 2

UNIVERSITY OF PITTSBURGH  
Courses  
2013-2014

003 Area, Ethnic, Cultural and Gender Studies

Summer Term 2013

Fall Term 2013

Spring Term 2014

CLASSROOM COURSES

Undergraduate



Report 2  
 UNIVERSITY OF PITTSBURGH  
 Courses  
 2013-2014

004 Business

	Summer Term 2013	Fall Term 2013	Spring Term 2014
<b>CLASSROOM COURSES</b>			
Undergraduate			
Lower Division	29	129	102
Upper Division	24	222	226
Graduate			
Master's	65	115	137
First Professional	0	0	0
Doctoral	<u>3</u>	<u>10</u>	<u>9</u>
Total Classroom Courses	121	476	474
<b>INDIVIDUAL INSTRUCTION SECTIONS</b>			
Undergraduate			
Lower Division	0	0	0
Upper Division	27	26	39
Graduate			
Master's	15	10	8
First Professional	0	0	0
Doctoral	<u>7</u>	<u>8</u>	<u>8</u>
Total Individual Instruction Sections	49	44	55



Report 2  
 UNIVERSITY OF PITTSBURGH  
 Courses  
 2013-2014

008 Education

	Summer Term 2013	Fall Term 2013	Spring Term 2014
<b>CLASSROOM COURSES</b>			
Undergraduate			
Lower Division	29	158	166
Upper Division	10	163	180
Graduate			
Master's	70	118	102
First Professional	0	0	0
Doctoral	<u>16</u>	<u>40</u>	<u>31</u>
Total Classroom Courses	125	479	479
<b>INDIVIDUAL INSTRUCTION SECTIONS</b>			
Undergraduate			
Lower Division	2	4	6
Upper Division	5	12	12
Graduate			
Master's	20	31	32
First Professional	0	0	0
Doctoral	<u>57</u>	<u>64</u>	<u>66</u>
Total Individual Instruction Sections	84	111	116

Report 2

UNIVERSITY OF PITTSBURGH  
Courses  
2013-2014

009 Engineering

Summer Term 2013

Fall Term 2013

Spring Term 2014

Report 2

UNIVERSITY OF PITTSBURGH  
Courses  
2013-2014

010 Foreign Languages, Literatures, and Linguistics

Summer Term 2013cs

Report 2  
 UNIVERSITY OF PITTSBURGH  
 Courses  
 2013-2014

011 Health Professions and Related Clinical Sciences

	Summer Term 2013	Fall Term 2013	Spring Term 2014
<b>CLASSROOM COURSES</b>			
Undergraduate			
Lower Division	12	69	70
Upper Division	55	244	231
Graduate			
Master's	182	314	320
First Professional	27	58	63
Doctoral	<u>37</u>	<u>74</u>	<u>66</u>
<b>Total Classroom Courses</b>	<b>313</b>	<b>759</b>	<b>750</b>
<b>INDIVIDUAL INSTRUCTION SECTIONS</b>			
Undergraduate			
Lower Division	3	7	16
Upper Division	32	56	70
Graduate			
Master's	128	198	200
First Professional	37	67	75
Doctoral	<u>61</u>	<u>91</u>	<u>92</u>
<b>Total Individual Instruction Sections</b>	<b>261</b>	<b>419</b>	<b>453</b>



Report 2

UNIVERSITY OF PITTSBURGH  
Courses  
2013-2014

014 Legal Professions and Studies

Summer Term 2013

Fall Term 2013

Spring Term 2014

CLASSROOM COURSES

Report 2  
 UNIVERSITY OF PITTSBURGH  
 Courses  
 2013-2014

015 English Language and Literature/Letters

	Summer Term 2013	Fall Term 2013	Spring Term 2014
<b>CLASSROOM COURSES</b>			
Undergraduate			
Lower Division	71	505	478
Upper Division	17	134	156
Graduate			
Master's	1	22	18
First Professional	0	0	0
Doctoral	<u>0</u>	<u>2</u>	<u>1</u>
Total Classroom Courses	89	663	653
<b>INDIVIDUAL INSTRUCTION SECTIONS</b>			
Undergraduate			
Lower Division	1	0	7
Upper Division	14	57	72
Graduate			
Master's	3	3	4
First Professional	0	0	0
Doctoral	<u>3</u>	<u>6</u>	<u>8</u>
Total Individual Instruction Sections	21	66	91

Report 2  
 UNIVERSITY OF PITTSBURGH  
 Courses  
 2013-2014

017 Library Science

	Summer Term 2013	Fall Term 2013	Spring Term 2014
<b>CLASSROOM COURSES</b>			
Undergraduate			
Lower Division	1	2	3
Upper Division	0	0	0
Graduate			
Master's	48	32	45
First Professional	0	0	0
Doctoral	<u>0</u>	<u>4</u>	<u>2</u>
Total Classroom Courses	49	38	50
<b>INDIVIDUAL INSTRUCTION SECTIONS</b>			
Undergraduate			
Lower Division	0	0	0
Upper Division	0	0	0
Graduate			
Master's	6	4	3
First Professional	0	0	0
Doctoral	<u>6</u>	<u>3</u>	<u>4</u>
Total Individual Instruction Sections	12	7	7

Report 2  
 UNIVERSITY OF PITTSBURGH  
 Courses  
 2013-2014

018 Biological and Biomedical Sciences

	Summer Term 2013	Fall Term 2013	Spring Term 2014
<b>CLASSROOM COURSES</b>			
Undergraduate			
Lower Division	30	221	221
Upper Division	33	114	95
Graduate			
Master's	15	76	66
First Professional	0	0	0
Doctoral	<u>0</u>	<u>1</u>	<u>0</u>
Total Classroom Courses	78	412	382
<b>INDIVIDUAL INSTRUCTION SECTIONS</b>			
Undergraduate			
Lower Division	1	1	1
Upper Division	9	54	82
Graduate			
Master's	16	19	19
First Professional	0	0	0
Doctoral	<u>5</u>	<u>5</u>	<u>4</u>
Total Individual Instruction Sections	31	79	106

Report 2  
 UNIVERSITY OF PITTSBURGH  
 Courses  
 2013-2014

019 Mathematics and Statistics

Summer Term 2013      Fall Term 2013      Spring Term 2014

CLASSROOM COURSES

Undergraduate

Lower Division	77	376	419
Upper Division	21	95	109

Graduate

Master's	2	23	19
First Professional	0	0	0
Doctoral	<u>0</u>	<u>8</u>	<u>6</u>

Total Classroom Courses	100	502	553
-------------------------	-----	-----	-----

INDIVIDUAL INSTRUCTION SECTIONS

Undergraduate

Lower Division	0	0	0
Upper Division	2	9	4

Graduate

Master's	11	6	7
First Professional	0	0	0
Doctoral			



Report 2  
 UNIVERSITY OF PITTSBURGH  
 Courses  
 2013-2014

021 Multi/Interdisciplinary Studies

	Summer Term 2013	Fall Term 2013	Spring Term 2014
<b>CLASSROOM COURSES</b>			
Undergraduate			
Lower Division	6	308	170
Upper Division	6	28	46
Graduate			
Master's	2	11	9
First Professional	0	0	0
Doctoral	<u>0</u>	<u>1</u>	<u>1</u>
Total Classroom Courses	14	348	226
<b>INDIVIDUAL INSTRUCTION SECTIONS</b>			
Undergraduate			
Lower Division	5	8	19
Upper Division	86	61	61
Graduate			
Master's	3	5	5
First Professional	0	0	0
Doctoral	<u>4</u>	<u>5</u>	<u>4</u>
Total Individual Instruction Sections	98	79	89

Report 2

UNIVERSITY OF PITTSBURGH  
Courses  
2013-2014



Report 2  
 UNIVERSITY OF PITTSBURGH  
 Courses  
 2013-2014

025 Physical Sciences

	Summer Term 2013	Fall Term 2013	Spring Term 2014
<b>CLASSROOM COURSES</b>			
Undergraduate			
Lower Division	110	454	486
Upper Division	13	68	97
Graduate			
Master's	7	25	25
First Professional	0	0	0
Doctoral	<u>2</u>	<u>13</u>	<u>16</u>
Total Classroom Courses	132	560	624
<b>INDIVIDUAL INSTRUCTION SECTIONS</b>			
Undergraduate			
Lower Division	0	0	0
Upper Division	8	25	26
Graduate			
Master's	6	5	5
First Professional	0	0	0
Doctoral	<u>13</u>	<u>7</u>	<u>8</u>
Total Individual Instruction Sections	27	37	39

Report 2  
 UNIVERSITY OF PITTSBURGH  
 Courses  
 2013-2014

026 Psychology

	Summer Term 2013	Fall Term 2013	Spring Term 2014
<b>CLASSROOM COURSES</b>			
Undergraduate			
Lower Division	28	85	85
Upper Division	13	89	83
Graduate			
Master's	15	46	42
First Professional	0	0	0
Doctoral	<u>2</u>	<u>5</u>	<u>10</u>
Total Classroom Courses	58	225	220
<b>INDIVIDUAL INSTRUCTION SECTIONS</b>			
Undergraduate			
Lower Division	0	0	0
Upper Division	11	16	27
Graduate			
Master's	6	8	10
First Professional	0	0	0
Doctoral	<u>9</u>	<u>15</u>	<u>17</u>
Total Individual Instruction Sections	26	39	54

Report 2  
 UNIVERSITY OF PITTSBURGH  
 Courses  
 2013-2014

027 Security & Protective Srvcs/Public Administration & Srvcs

	Summer Term 2013	Fall Term 2013	Spring Term 2014
<b>CLASSROOM COURSES</b>			
Undergraduate			
Lower Division	2	22	22
Upper Division	7	71	77
Graduate			
Master's	44	199	176
First Professional	0	0	0
Doctoral	<u>0</u>	<u>13</u>	<u>8</u>
Total Classroom Courses	53	305	283
<b>INDIVIDUAL INSTRUCTION SECTIONS</b>			
Undergraduate			
Lower Division	0	1	0
Upper Division	4	7	9
Graduate			
Master's	13	18	21
First Professional	0	0	0
Doctoral	<u>2</u>	<u>11</u>	<u>7</u>
Total Individual Instruction Sections	19	37	37

Report 2  
 UNIVERSITY OF PITTSBURGH  
 Courses  
 2013-2014

028 Social Sciences and History

	Summer Term 2013	Fall Term 2013	Spring Term 2014
<b>CLASSROOM COURSES</b>			
Undergraduate			
Lower Division	87	470	433
Upper Division	41	226	234
Graduate			
Master's	0	51	49
First Professional	0	0	0
Doctoral	<u>0</u>	<u>3</u>	<u>2</u>
Total Classroom Courses	128	750	718
<b>INDIVIDUAL INSTRUCTION SECTIONS</b>			
Undergraduate			
Lower Division	1	0	3
Upper Division	25	51	68
Graduate			
Master's	16	43	47
First Professional	0	0	0
Doctoral	<u>6</u>	<u>9</u>	<u>10</u>
Total Individual Instruction Sections	48	103	128

Report 2

UNIVERSITY OF PITTSBURGH  
Courses  
2013-2014

030 Visual and Performing Arts

Summer Term 2013

Fall Term 2013

Spring Term 2014

CLASSROOM COURSES


Undergraduate

Lower Division

30

This page intentionally left blank

# **UNIVERSITY OF PITTSBURGH**



## **Report 3**

### **Academic Calendar**

**2013-2014**





Report 3  
UNIVERSITY OF PITTSBURGH  
Academic Calendar  
2013-2014

TERMS	TERM DATES
Summer Term	May 6, 2013 to August 10, 2013
Fall Term	August 26, 2013 to December 14, 2013
Spring Term	January 6, 2014 to April 26, 2014

This page intentionally left blank

# UNIVERSITY OF PITTSBURGH



## Report 4A

**FTE Faculty, Total Salary and Salary by Funding Source**

**Summer Term, 2013**



Report 4A

UNIVERSITY OF PITTSBURGH  
 FTE Faculty, Total Salary and Salary by Funding Source  
 Summer Term, 2013

\*\*\* UNIVERSITY TOTALS \*\*\*

Faculty Rank	FTE Faculty		Total Salary		University Funds		Federal Funds		Other Funds	
	Instructional	Non-Instructional	Instructional	Non-Instructional	Instructional	Non-Instructional	Instructional	Non-Instructional	Instructional	Non-Instructional
<b>FULL-TIME</b>										
Professor	15.86	39.67	\$1,444,416	\$5,208,273	\$963,895	\$3,418,939		\$1,448,924	\$480,521	\$340,410
Associate Professor	22.02	42.02	\$1,188,427	\$3,664,360	\$1,060,429	\$2,104,731	\$25,211	\$1,190,555	\$102,787	\$369,074
Assistant Professor	34.87	101.64	\$1,773,821	\$5,815,746	\$1,554,600	\$3,082,013	\$69,492	\$2,169,117	\$149,729	\$564,616
Instructor	4.51	27.00	\$224,106	\$1,070,174	\$224,106	\$671,663		\$288,986		\$109,525
Lecturer	9.23	7.80	\$417,680	\$333,531	\$415,391	\$312,001	\$2,289	\$2,236		\$19,294
Academic Administrator										
Research Assoc./Asst.	1.21	30.80	\$150,197	\$1,423,219	\$58,480	\$785,157	\$87,748			



Report 4A

UNIVERSITY OF PITTSBURGH  
 FTE Faculty, Total Salary and Salary by Funding Source  
 Summer Term, 2013

004 Business

Faculty Rank	FTE Faculty		Total Salary		University Funds		Federal Funds		Other Funds	
	Instructional	Non-Instructional	Instructional	Non-Instructional	Instructional	Non-Instructional	Instructional	Non-Instructional	Instructional	Non-Instructional
FULL-TIME										
Professor	1.18	3.82	\$288,705	\$734,902	\$193,796	\$729,902			\$94,909	\$5,000
Associate Professor	1.00	4.00	\$102,069							

Report 4A

UNIVERSITY OF PITTSBURGH  
 FTE Faculty, Total Salary and Salary by Funding Source  
 Summer Term, 2013

006 Computer and Information Sciences and Support Services

Faculty Rank	FTE Faculty		Total Salary		University Funds		Federal Funds		Other Funds	
	Instructional	Non-Instructional	Instructional	Non-Instructional	Instructional	Non-Instructional	Instructional	Non-Instructional	Instructional	Non-Instructional
<b>FULL-TIME</b>										
Professor										
Associate Professor	0.60	0.41	\$41,648	\$30,277	\$41,648	\$30,277				
Assistant Professor										
Instructor										
Lecturer	0.75	0.75	\$51,531	\$50,025	\$51,531	\$50,025				
Academic Administrator										
Research Assoc./Asst.										
TA/IF/GSA										
Librarian										
Volunteer										
On Leave										
Other										
<b>TOTAL</b>	<b>1.35</b>	<b>1.16</b>	<b>\$93,179</b>	<b>\$80,302</b>	<b>\$93,179</b>	<b>\$80,302</b>	<b>\$0</b>	<b>\$0</b>	<b>\$0</b>	<b>\$0</b>
<b>PART-TIME</b>										
Professor	2.75	0.25	\$130,577	\$332,090	\$123,162	\$1,796	\$7,415	\$308,125		\$22,169
Associate Professor	2.00	1.00	\$51,715	\$216,330	\$34,871	\$5,638	\$16,844	\$206,783		\$3,909
Assistant Professor	1.25	0.35	\$35,312	\$89,651	\$35,312	\$15,400		\$74,251		
Instructor	0.88	0.13	\$16,997		\$15,857		\$540		\$600	
Lecturer	1.25		\$39,550		\$39,550					
Academic Administrator										
Research Assoc./Asst.										
TA/IF/GSA	3.96	5.38	\$220,122	\$322,839	\$213,764	\$15,103	\$3,326	\$278,821	\$3,032	\$28,915
Librarian										
Volunteer	0.63									
On Leave										
Other	0.13		\$2,520							
<b>TOTAL</b>	<b>12.85</b>	<b>7.11</b>	<b>\$496,793</b>	<b>\$960,910</b>	<b>\$465,036</b>	<b>\$37,937</b>	<b>\$28,125</b>	<b>\$867,980</b>	<b>\$3,632</b>	<b>\$54,993</b>
<b>GRAND TOTAL</b>	<b>14.20</b>	<b>8.27</b>	<b>\$589,972</b>	<b>\$1,041,212</b>	<b>\$558,215</b>	<b>\$118,239</b>	<b>\$28,125</b>	<b>\$867,980</b>	<b>\$3,632</b>	<b>\$54,993</b>



Report 4A  
 UNIVERSITY OF PITTSBURGH  
 FTE Faculty, Total Salary and Salary by Funding Source  
 Summer Term, 2013

008 Education

Faculty Rank	FTE Faculty		Total Salary		University Funds		Federal Funds		Other Funds	
	Instructional	Non-Instructional	Instructional	Non-Instructional	Instructional	Non-Instructional	Instructional	Non-Instructional	Instructional	Non-Instructional
<b>FULL-TIME</b>										
Professor		0.50		\$34,436				\$18,940		\$15,496
Associate Professor	0.95	0.56	\$50,362	\$41,038	\$50,362	\$28,066				\$12,972
Assistant Professor	1.75	0.75	\$71,583	\$66,835	\$65,836	\$26,271	\$5,747	\$40,564		
Instructor	0.50		\$40,540		\$40,540					
Lecturer	0.34	0.17	\$18,143	\$8,936	\$18,143	\$8,936				
Academic Administrator										
Research Assoc./Asst.	0.50	13.00	\$90,713	\$701,383	\$13,299	\$593,207	\$77,414	\$64,709		\$43,467
TA/IF/GSA										
Librarian										
Volunteer										
On Leave										
Other										
<b>TOTAL</b>	<b>4.04</b>	<b>14.98</b>	<b>\$271,341</b>	<b>\$852,628</b>	<b>\$188,180</b>	<b>\$656,480</b>	<b>\$83,161</b>	<b>\$124,213</b>	<b>\$0</b>	<b>\$71,935</b>
<b>PART-TIME</b>										
Professor	2.35	0.70	\$198,471	\$225,001	\$147,878	\$77,093	\$50,593	\$119,200		\$28,708
Associate Professor	4.75	1.00	\$309,545	\$183,132	\$276,821	\$50	\$31,724	\$141,733	\$1,000	\$41,349
Assistant Professor	4.50	2.17	\$156,026	\$219,638	\$129,363	\$71,511	\$26,663	\$129,428		\$18,699
Instructor	4.04	7.60	\$122,306	\$136,518	\$121,806	\$57,405		\$50,390	\$500	\$28,723
Lecturer		0.10		\$5,384		\$5,384				
Academic Administrator										
Research Assoc./Asst.	0.33	1.97	\$17,783	\$89,738	\$17,783	\$39,984		\$35,731		\$14,023
TA/IF/GSA	2.02	6.13	\$117,767	\$312,670	\$72,213	\$35,525	\$45,554	\$173,741		\$103,404
Librarian										
Volunteer	0.75									
On Leave										
Other	0.38		\$2,550							
<b>TOTAL</b>	<b>19.12</b>	<b>19.67</b>	<b>\$924,448</b>	<b>\$1,172,081</b>	<b>\$768,414</b>	<b>\$286,952</b>	<b>\$154,534</b>	<b>\$650,223</b>	<b>\$1,500</b>	<b>\$234,906</b>
<b>GRAND TOTAL</b>	<b>23.16</b>	<b>34.65</b>	<b>\$1,195,789</b>	<b>\$2,024,709</b>	<b>\$956,594</b>	<b>\$943,432</b>	<b>\$237,695</b>	<b>\$774,436</b>	<b>\$1,500</b>	<b>\$306,841</b>





Report 4A

UNIVERSITY OF PITTSBURGH  
 FTE Faculty, Total Salary and Salary by Funding Source  
 Summer Term, 2013

011 Health Professions and Related Clinical Sciences

Faculty Rank	FTE Faculty		Total Salary		University		Federal Funds		Other Funds		
	Instructional	Non-Instructional	Instructional	Non-Instructional	Instructional	Non-Instructional	Instructional	Non-Instructional	Instructional	Non-Instructional	
<b>FULL-TIME</b>											
Professor	14.2	27.75	\$1,111,821	\$3,730,189	\$726,209	\$2,007,997			\$385,612	\$302,702	
Associate Professor	17.5	32.99	\$879,460	\$2,960,216	\$770,254	\$1,498,251	\$6,419	\$1,122,490	\$102,787	\$339,475	
Assistant Professor	20.66	77.85	\$1,491,380	\$4,650,991	\$1,313,180	\$2,529,579	\$28,471	\$1,634,192	\$149,729	\$487,220	
Instructor	2.64	20.87	\$141,036	\$834,675	\$134,036	\$438,164		\$288,986		\$109,525	
Lecturer											
Academic Administrator											
Research Assoc./Asst.		6.50		\$269,921		\$13,539				\$78,226	
TA/IF/GSA											
Librarian											
Volunteer											
On Leave		3.50	\$10,979	\$154,246				\$68,474	\$10,979	\$11,618	
Other											
<b>TOTAL</b>	<b>64.57</b>	<b>169.46</b>	<b>\$3,634,676</b>	<b>\$12,597,238</b>	<b>\$2,950,679</b>	<b>\$6,556,684</b>	<b>\$34,890</b>	<b>\$4,711,788</b>			



Report 4A

UNIVERSITY OF PITTSBURGH  
FTE Faculty, Total Salary and Salary by Funding Source  
Summer Term, 2013

015 English Language and Literature/Letters

FTE Faculty

URGH  
 by Funding Source  
 3

	State Funds		Federal Funds		Other Funds				
	Non-Instructional	Instructional	Non-Instructional	Instructional	Non-Instructional	Instructional			
	\$8,599								
	\$3,745					\$3,311			
	\$1,636,684		\$123,863						
	\$34,559								
<b>TOTAL</b>	2.01	39.00	\$116,664	\$1,810,761	\$116,664	\$1,683,587	\$0	\$123,863	\$0

Report 4A

UNIVERSITY OF PITTSBURGH  
 FTE Faculty, Total Salary and Salary by Funding Source  
 Summer Term, 2013

018 Biological and Biomedical Sciences

Faculty Rank	FTE Faculty		Total Salary		University Funds		Federal Funds		Other Funds	
	Instructional	Non-Instructional	Instructional	Non-Instructional	Instructional	Non-Instructional	Instructional	Non-Instructional	Instructional	Non-Instructional
<b>FULL-TIME</b>										
Professor										
Associate Professor										
Assistant Professor		6.00		\$238,089		\$31,062		\$185,375		\$21,652
Instructor	0.91	1.09	\$29,695	\$33,433	\$29,695	\$33,433				
Lecturer	1.53	1.98	\$59,648	\$73,076	\$59,648	\$73,076				
Academic Administrator										
Research Assoc./Asst.		3.50		\$124,631		\$14,022		\$107,609		\$3,000
TA/IF/GSA										
Librarian										
Volunteer										
On Leave										
Other										
<b>TOTAL</b>	<b>2.44</b>	<b>12.57</b>	<b>\$89,343</b>	<b>\$469,229</b>	<b>\$89,343</b>	<b>\$151,593</b>	<b>\$0</b>	<b>\$292,984</b>	<b>\$0</b>	<b>\$24,652</b>
<b>PART-TIME</b>										
Professor	4.25	0.75	\$313,586	\$511,710	\$275,722	\$12,763	\$37,864	\$455,349		\$43,598
Associate Professor	2.96	0.50	\$84,718	\$136,461	\$66,784	\$3,600	\$17,934	\$128,361		\$4,500
Assistant Professor	3.00	1.50	\$127,279	\$218,429	\$126,679	\$61,064		\$145,865	\$600	\$11,500
Instructor	1.67	2.25	\$46,357	\$74,712	\$46,357	\$23,736				\$50,976
Lecturer	0.50	0.75	\$13,886	\$60,257	\$13,886	\$41,646				\$18,611
Academic Administrator										
Research Assoc./Asst.		0.38		\$2,513						\$2,513
TA/IF/GSA	1.20	7.45	\$121,839	\$493,087	\$80,189	\$118,366	\$41,650	\$345,068		\$29,653
Librarian										
Volunteer	1.13									
On Leave										
Other										
<b>TOTAL</b>	<b>14.71</b>	<b>13.58</b>	<b>\$707,665</b>	<b>\$1,497,169</b>	<b>\$609,617</b>	<b>\$261,175</b>	<b>\$97,448</b>	<b>\$1,074,643</b>	<b>\$600</b>	<b>\$161,351</b>
<b>GRAND TOTAL</b>	<b>17.15</b>	<b>26.15</b>	<b>\$797,008</b>	<b>\$1,966,398</b>	<b>\$698,960</b>	<b>\$412,768</b>	<b>\$97,448</b>	<b>\$1,367,627</b>	<b>\$600</b>	<b>\$186,003</b>



Report 4A

UNIVERSITY OF PITTSBURGH  
FTE Faculty, Total Salary and Salary by Funding Source  
Summer Term, 2013

## Report 4A



Report 4A

UNIVERSITY OF PITTSBURGH

Report 4A

UNIVERSITY OF PITTSBURGH  
 FTE Faculty, Total Salary and Salary by Funding Source  
 Summer Term, 2013

026 Psychology



Faculty Rank	FTE Faculty		Total Salary		University Funds		Federal Funds		Other Funds	
	Instructional	Non-Instructional	Instructional	Non-Instructional	Instructional	Non-Instructional	Instructional	Non-Instructional	Instructional	Non-Instructional
<b>FULL-TIME</b>										
Professor		1.00		\$102,397		\$77,691		\$7,494		\$17,212
Associate Professor	0.61	0.39	\$30,549	\$36,768	\$30,549	\$21,919				\$14,849
Assistant Professor	0.28	0.72	\$15,474	\$33,331	\$15,474	\$28,331		\$5,000		
Instructor		0.50		\$18,759		\$18,759				
Lecturer	0.50		\$16,667		\$16,667					
Academic Administrator										
Research Assoc./Asst.		1.50		\$66,745				\$66,745		
TA/IF/GSA										
Librarian										
Volunteer										
On Leave										
Other										
<b>TOTAL</b>	<b>1.39</b>	<b>4.11</b>	<b>\$62,690</b>	<b>\$258,000</b>	<b>\$62,690</b>	<b>\$146,700</b>	<b>\$0</b>	<b>\$79,239</b>	<b>\$0</b>	<b>\$32,061</b>
<b>PART-TIME</b>										
Professor	1.50	2.48	\$93,515	\$642,263	\$85,105	\$195,398	\$8,410	\$380,096		\$66,769
Associate Professor	2.00	1.75	\$55,620	\$248,210	\$55,620	\$85,656		\$148,016		\$14,538
Assistant Professor	1.00	2.10	\$41,313	\$183,746	\$41,313	\$83,387		\$78,874		\$21,485
Instructor	0.96		\$20,907		\$438,443	\$20,907				
Lecturer		0.50		\$17,231		\$4,360		\$10,371		\$2,500
Academic Administrator										
Research Assoc./Asst.										
TA/IF/GSA	2.53	4.71	\$168,896	\$305,775	\$168,896	\$26,272		\$185,948		\$93,555
Librarian										
Volunteer	0.25									
On Leave										
Other	0.13		\$3,912							
<b>TOTAL</b>	<b>8.37</b>	<b>11.54</b>	<b>\$384,163</b>	<b>\$1,397,225</b>	<b>\$375,753</b>	<b>\$395,073</b>	<b>\$8,410</b>	<b>\$803,305</b>	<b>\$0</b>	<b>\$198,847</b>
<b>GRAND TOTAL</b>	<b>9.76</b>	<b>15.65</b>	<b>\$446,853</b>	<b>\$1,655,225</b>	<b>\$438,443</b>	<b>\$541,773</b>	<b>\$8,410</b>	<b>\$882,544</b>	<b>\$0</b>	<b>\$230,908</b>

Report 4A

UNIVERSITY OF PITTSBURGH  
 FTE Faculty, Total Salary and Salary by Funding Source  
 Summer Term, 2013

027 Security & Protective Svcs/Public Administration & Svcs

Faculty Rank	FTE Faculty		Total Salary		University Funds		Federal Funds		Other Funds	
	Instructional	Non-Instructional	Instructional	Non-Instructional	Instructional	Non-Instructional	Instructional	Non-Instructional	Instructional	Non-Instructional
<b>FULL-TIME</b>										
Professor		0.50		\$40,618		\$40,618				
Associate Professor	0.39	0.11		\$42,499			\$40,721			\$1,778
Assistant Professor	1.29	4.21	\$53,290	\$243,832	\$53,290	\$56,484	\$182,348			\$5,000
Instructor										
Lecturer	0.33	1.17	\$12,035	\$45,100	\$12,035	\$44,683		\$417		
Academic Administrator										
Research Assoc./Asst.		0.50		\$29,833		\$25,856				\$3,977
TA/IF/GSA										
Librarian										
Volunteer										
On Leave										
Other										
<b>TOTAL</b>	<b>2.01</b>	<b>6.49</b>	<b>\$65,325</b>	<b>\$401,882</b>	<b>\$65,325</b>	<b>\$167,641</b>	<b>\$0</b>	<b>\$223,486</b>	<b>\$0</b>	<b>\$10,755</b>
<b>PART-TIME</b>										
Professor	0.25	0.75	\$36,183	\$20,200	\$36,183	\$15,100		\$2,494		\$2,606
Associate Professor	1.00	1.50	7174975	7100,805	713,243	713,114	740,250	716,732		747,441
Assistant Professor	0.75	1.25	\$19,325	\$107,790	\$19,325	\$16,902	\$77,397			\$13,491
Instructor	2.50	1.50	\$39,200	\$38,992	\$39,200	\$16,800		\$8,650		\$13,542
Lecturer										
Academic Administrator										
Research Assoc./Asst.		0.25	\$12,772	\$1,020					\$12,772	\$1,020
TA/IF/GSA	0.25	0.07	\$1,664	\$4,141	\$1,664					\$4,141
Librarian										
Volunteer	0.63									
On Leave		0.25		\$34,320		\$8,580		\$25,740		
Other	0.50		\$12,000							
<b>TOTAL</b>	<b>5.88</b>	<b>5.57</b>	<b>\$151,119</b>	<b>\$307,268</b>	<b>\$121,615</b>	<b>\$70,496</b>	<b>\$0</b>	<b>\$154,531</b>	<b>\$29,504</b>	<b>\$82,241</b>
<b>GRAND TOTAL</b>	<b>7.89</b>	<b>12.06</b>	<b>\$216,444</b>	<b>\$709,150</b>	<b>\$186,940</b>	<b>\$238,137</b>	<b>\$0</b>	<b>\$378,017</b>	<b>\$29,504</b>	<b>\$92,996</b>



## Report 4A



# UNIVERSITY OF PITTSBURGH



## Report 4A

**FTE Faculty, Total Salary and Salary by Funding Source**

**Academic Year, 2013-2014**





## Report 4A







Report 4A

UNIVERSITY OF PITTSBURGH  
 FTE Faculty, Total Salary and Salary by Funding Source  
 Academic Year, 2013-2014

009 Engineering

Faculty Rank	FTE Faculty		Total Salary		University Funds		Federal Funds		Other Funds	
	Instructional	Non-Instructional	Instructional	Non-Instructional	Instructional	Non-Instructional	Instructional	Non-Instructional	Instructional	Non-Instructional
<b>FULL-TIME</b>										
Professor	26.23	19.28	\$3,582,757	\$3,221,884	\$3,240,683	\$2,229,924	\$126,244	\$364,997	\$215,830	\$626,963
Associate Professor	45.08	15.43	\$4,115,212	\$1,742,172	\$3,970,659	\$1,043,452	\$65,848	\$540,969	\$78,705	\$157,751
Assistant Professor	28.68	21.34	\$2,120,254	\$1,517,674	\$2,083,462	\$942,215	\$36,792	\$267,021		\$308,438
Instructor	3.76	0.26	\$236,951	\$15,960	\$236,951	\$15,960				
Lecturer										
Academic Administrator										
Research Assoc./Asst.		3.00	\$21,445	\$70,687			\$21,445	\$23,056		\$47,631
TA/IF/GSA										
Librarian										
Volunteer										
On Leave		1.50		\$113,568		\$113,568				
Other										
<b>TOTAL</b>	<b>103.75</b>	<b>60.81</b>	<b>\$10,076,619</b>	<b>\$6,681,945</b>	<b>\$9,531,755</b>	<b>\$4,345,119</b>	<b>\$250,329</b>	<b>\$1,196,043</b>	<b>\$294,535</b>	<b>\$1,140,783</b>
<b>PART-TIME</b>										
Professor	2.00	0.38	\$102,686	\$112,176	\$98,572	\$23,333	\$4,114			



Report 4A

UNIVERSITY OF PITTSBURGH  
FTE Faculty, Total Salary and Salary by Funding Source  
Academic Year, 2013-2014

010 Foreign Languages, Literatures, and Linguistics

Faculty Rank	FTE Faculty		Total Salary		University Funds	Federal Funds	Other Funds
	Instructional	Non-Instructional	Instructional	Non-Instructional			

## Report 4A







Report 4A

UNIVERSITY OF PITTSBURGH  
 FTE Faculty, Total Salary and Salary by Funding Source  
 Academic Year, 2013-2014

018 Biological and Biomedical Sciences

Faculty Rank	FTE Faculty		Total Salary		University Funds		Federal Funds		Other Funds	
	Instructional	Non-Instructional	Instructional	Non-Instructional	Instructional	Non-Instructional	Instructional	Non-Instructional	Instructional	Non-Instructional
<b>FULL-TIME</b>										
Professor	13.90	9.10	\$1,653,694	\$1,175,456	\$1,613,639	\$816,082	\$6,563	\$274,130	\$33,492	\$85,244
Associate Professor	13.22	3.28	\$959,986	\$255,245	\$942,067	\$212,599	\$17,919	\$42,646		
Assistant Professor	12.87	18.15	\$817,556	\$1,018,202	\$815,203	\$469,379		\$445,454	\$2,353	\$103,369
Instructor	6.13	1.38	\$254,027	\$58,447	\$254,027	\$53,647				\$4,800
Lecturer										

\$2,353

Report 4A

UNIVERSITY OF PITTSBURGH  
 FTE Faculty, Total Salary and Salary by Funding Source  
 Academic Year, 2013-2014

019 Mathematics and Statistics

Faculty Rank	FTE Faculty		Total Salary		University Funds		Federal	Other	
	Instructional	Non-Instructional	Instructional	Non-Instructional	Instructional	Non-Instructional	Instructional	Instructional	
<b>FULL-TIME</b>									
Professor	11.72	8.30	\$1,295,152	\$1,030,469	\$1,257,202	\$981,718	\$37,950		
Associate Professor	13.30	5.21	\$946,561	\$455,958	\$932,823	\$418,718	\$13,738		
Assistant Professor	7.61	6.40	\$535,667	\$505,333	\$525,761	\$476,399	\$9,906		
Instructor	10.14	0.87	\$515,921	\$46,146	\$515,921	\$46,146			
Lecturer	6.48	0.52	\$386,246	\$29,857	\$386,246	\$29,857			
Academic Administrator									
Research Assoc./Asst.									
TA/IF/GSA									
Librarian									
Volunteer									
On Leave		4.50	\$1,682	\$243,425		\$236,141	\$1,682		
Other									
<b>TOTAL</b>	<b>49.25</b>	<b>25.80</b>	<b>\$3,681,229</b>	<b>\$2,311,188</b>	<b>\$3,617,953</b>	<b>\$2,188,979</b>	<b>\$63,276</b>	<b>\$0</b>	<b>\$31,228</b>
<b>PART-TIME</b>									
Professor	0.60		\$76,724		\$76,724				
Associate Professor									
Assistant Professor									
Instructor	11.95	0.26	\$404,771	\$4,500	\$404,771	\$4,000			\$500
Lecturer	1.16		\$79,740		\$79,740				
Academic Administrator									
Research Assoc./Asst.									
TA/IF/GSA	16.55	2.63	\$1,190,026	\$120,807	\$1,084,634	\$15,472	\$105,392	\$89,987	

Report 4A

UNIVERSITY OF PITTSBURGH  
 FTE Faculty, Total Salary and Salary by Funding Source  
 Academic Year, 2013-2014

020 Military Technologies



Faculty Rank	FTE Faculty		Total Salary		University Funds		Federal Funds		Other Funds	
	Instructional	Non-Instructional	Instructional	Non-Instructional	Instructional	Non-Instructional	Instructional	Non-Instructional	Instructional	Non-Instructional
<b>FULL-TIME</b>										
Professor										
Associate Professor										
Assistant Professor										
Instructor										
Lecturer										
Academic Administrator										
Research Assoc./Asst.										
TA/IF/GSA										
Librarian										
Volunteer										
On Leave										
Other										
<b>TOTAL</b>										
<b>PART-TIME</b>										
Professor										
Associate Professor										
Assistant Professor										
Instructor										
Lecturer										
Academic Administrator										
Research Assoc./Asst.										
TA/IF/GSA										
Librarian										
Volunteer	1.76									
On Leave										
Other	0.26			\$4,880						\$4,880
<b>TOTAL</b>	2.02	0.00	\$0	\$4,880	\$0	\$0	\$0	\$0	\$0	\$4,880
<b>GRAND TOTAL</b>	2.02	0.00	\$0	\$4,880	\$0	\$0	\$0	\$0	\$0	\$4,880



Report 4A

UNIVERSITY OF PITTSBURGH  
FTE Faculty, Total Salary and Salary by Funding Source  
Academic Year, 2013-2014

021 Multi/Interdisciplinary Studies

Faculty Rank	FTE Faculty		Total Salary		University Funds		Federal Funds	Other Funds
	Instructional	Non-Instructional	Instructional	Non-Instructional	Instructional	Non-Instructional		



Report 4A

UNIVERSITY OF PITTSBURGH  
 FTE Faculty, Total Salary and Salary by Funding Source  
 Academic Year, 2013-2014

025 Physical Sciences

Faculty Rank	FTE Faculty		Total Salary		University Funds		Federal Funds		Other Funds	
	Instructional	Non-Instructional	Instructional	Non-Instructional	Instructional	Non-Instructional	Instructional	Non-Instructional	Instructional	Non-Instructional
<b>FULL-TIME</b>										
Professor	16.51	20.00	\$2,187,025	\$2,475,847	\$1,743,085	\$2,192,331	\$99,850	\$282,911	\$344,090	\$605
Associate Professor	21.01	11.49	\$1,625,530	\$927,330	\$1,559,928	\$827,615	\$65,602	\$97,023		\$2,692
Assistant Professor	15.39	24.12	\$1,084,834	\$1,324,864	\$995,377	\$1,113,583	\$89,457	\$200,125		\$11,156
Instructor	6.59	1.42	\$318,769	\$66,007	\$318,769	\$65,007				\$1,000
Lecturer	11.46	0.55	\$498,631	\$69,751	\$498,131	\$24,961			\$500	\$44,790
Academic Administrator										
Research Assoc./Asst.		0.50		\$2,417						\$2,417
TA/IF/GSA										
Librarian										
Volunteer										
On Leave		2.00		\$171,444		\$152,553		\$13,311		\$5,580
Other										
<b>TOTAL</b>	<b>70.96</b>	<b>60.08</b>	<b>\$5,714,789</b>	<b>\$5,037,660</b>	<b>\$5,115,290</b>	<b>\$4,376,050</b>	<b>\$254,909</b>	<b>\$593,370</b>	<b>\$344,590</b>	<b>\$68,240</b>
<b>PART-TIME</b>										
Professor	1.01	0.60	\$345,669	\$35,405	\$340,887	\$27,389	\$4,782	\$8,016		
Associate Professor		0.20		\$8,000		\$8,000				
Assistant Professor	2.88		\$251,769	\$29,688	\$247,462		\$4,307	\$11,629		\$18,059
Instructor	4.51	0.12	\$172,909	\$10,800	\$172,909	\$3,300		\$5,900		\$1,600
Lecturer	0.76		\$24,218		\$24,218					
Academic Administrator										
Research Assoc./Asst.		0.50	\$20,000		\$69,751		\$20,000			
TA/IF/GSA	32.54	34.00	\$2,529,181	\$1,853,476						

Report 4A

UNIVERSITY OF PITTSBURGH  
 FTE Faculty, Total Salary and Salary by Funding Source  
 Academic Year, 2013-2014

026 Psychology

Faculty Rank	FTE Faculty		Total Salary		University Funds		Federal Funds		Other Funds	
	Instructional	Non-Instructional	Instructional	Non-Instructional	Instructional	Non-Instructional	Instructional	Non-Instructional	Instructional	Non-Instructional
FULL-TIME										
Professor	7.71	10.80	\$762,771							

Report 4A

UNIVERSITY OF PITTSBURGH  
FTE Faculty, Total Salary and Salary by Funding Source  
Academic Year, 2013-2014

027 Security & Protective Svcs/Public Administration & Svcs

Faculty Rank	FTE Faculty	Total Salary	University Funds	Federal Funds	Other Funds
--------------	-------------	--------------	------------------	---------------	-------------

## Report 4A

Report 4A

UNIVERSITY OF PITTSBURGH  
 FTE Faculty, Total Salary and Salary by Funding Source  
 Academic Year, 2013-2014

030 Visual and Performing Arts

Faculty Rank	FTE Faculty		Total Salary		University Funds		Federal Funds		Other Funds	
	Instructional	Non-Instructional	Instructional	Non-Instructional	Instructional	Non-Instructional	Instructional	Non-Instructional	Instructional	Non-Instructional
<b>FULL-TIME</b>										
Professor	6.71	5.80	\$750,935	\$473,372	\$625,935	\$431,440		\$12,604	\$125,000	\$29,328
Associate Professor	8.61	3.40	\$630,517	\$285,442	\$630,517	\$285,442				
Assistant Professor	10.82	4.19	\$678,194	\$272,304	\$678,194	\$272,304				
Instructor	1.00		\$54,868		\$54,868					
Lecturer	6.45	1.57	\$305,942	\$81,694	\$305,942	\$81,694				
Academic Administrator										
Research Assoc./Asst.										
TA/IF/GSA										
Librarian										
Volunteer										
On Leave		2.50		\$97,205		\$97,205				
Other										
<b>TOTAL</b>	<b>33.59</b>	<b>17.46</b>	<b>\$2,420,456</b>	<b>\$1,210,017</b>	<b>\$2,295,456</b>	<b>\$1,168,085</b>	<b>\$0</b>	<b>\$12,604</b>	<b>\$125,000</b>	<b>\$29,328</b>
<b>PART-TIME</b>										
Professor										
Associate Professor										
Assistant Professor	0.50		\$8,784		\$8,784					
Instructor	27.03	2.42	\$630,103	\$61,755	\$622,828	\$55,715			\$7,275	\$6,040
Lecturer	7.62	0.88	\$303,463	\$109,195	\$303,463	\$49,033				\$60,162
Academic Administrator										
Research Assoc./Asst.										
TA/IF/GSA	11.14		\$738,159	\$10,775	\$738,159					\$10,775
Librarian										
Volunteer	0.63									
On Leave										
Other	0.76		\$24,767							
<b>TOTAL</b>	<b>47.68</b>	<b>3.30</b>	<b>\$1,705,276</b>	<b>\$181,725</b>	<b>\$1,698,001</b>	<b>\$104,748</b>	<b>\$0</b>	<b>\$0</b>	<b>\$7,275</b>	<b>\$76,977</b>
<b>GRAND TOTAL</b>	<b>81.27</b>	<b>20.76</b>	<b>\$4,125,732</b>	<b>\$1,391,742</b>	<b>\$3,993,457</b>	<b>\$1,272,833</b>	<b>\$0</b>	<b>\$12,604</b>	<b>\$132,275</b>	<b>\$106,305</b>

# **UNIVERSITY OF PITTSBURGH**



## **Report 4B**

### **Classroom Assigned Credit Hours**

**Summer Term, 2013**





s	Graduate First Prof.	Doctoral	Total
6	5	15	101
2	16	22	180
6	11	33	338
9	3	0	46
3	0	0	118
0	0	0	12
6	0	0	26
2	35	70	821
2	0	14	218
2	0	40	359
0	11	7	286
6	1	8	559
0	0	0	289
█	0	0	3
2	0	0	597
0			

UNIVERSITY OF PITTSBURGH  
 Classroom Assigned Credit Hours  
 Summer Term, 2013

003 Area, Ethnic, Cultural and Gender Studies



Faculty Rank	Under Graduate			Graduate			Total
	Lower Division	Upper Division	Master's	First Prof.	Doctoral		
<b>FULL-TIME</b>							
Professor	0	0	0	0	0	0	0
Associate Professor	0	0	0	0	0	0	0
Assistant Professor	0	0	0	0	0	0	0
Instructor	0	0	0	0	0	0	0
Lecturer	0	0	0	0	0	0	0
Academic Administrator							
Research Assoc./Asst.	0	0	0	0	0	0	0
TA/IF/GSA							
Librarian	0	0	0	0	0	0	0
Volunteer							
On Leave							
Other							
<b>TOTAL</b>	<b>0</b>	<b>0</b>	<b>0</b>	<b>0</b>	<b>0</b>	<b>0</b>	<b>0</b>
<b>PART-TIME</b>							
Professor	0	0	0	0	0	0	0
Associate Professor	3	0	0	0	0	0	3
Assistant Professor	0	0	0	0	0	0	0
Instructor	0	0	0	0	0	0	0
Lecturer	9	3	0	0	0	0	12
Academic Administrator							
Research Assoc./Asst.	0	0	0	0	0	0	0
TA/IF/GSA	6	0	0	0	0	0	6
Librarian	0	0	0	0	0	0	0
Volunteer	0	0	0	0	0	0	0
On Leave							
Other	0	0	0	0	0	0	0
	<b>18</b>	<b>3</b>	<b>0</b>	<b>0</b>	<b>0</b>	<b>0</b>	<b>21</b>
<b>GRAND TOTAL</b>	<b>18</b>	<b>3</b>	<b>0</b>	<b>0</b>	<b>0</b>	<b>0</b>	<b>21</b>

Report 4B

UNIVERSITY OF PITTSBURGH  
Classroom Assigned Credit Hours  
Summer Term, 2013

004 Business

Faculty Rank	Under Graduate			Graduate			Total
	Lower Division	Upper Division	Master's	First Prof.	Doctoral		
FULL-TIME							
Professor	2	0	17	0	0	19	
Associate Professor	6	3	8	0	0	17	

Report 4B

UNIVERSITY OF PITTSBURGH  
Classroom Assigned Credit Hours  
Summer Term, 2013

006 Computer and Information Sciences and Support Services

Faculty Rank	Under Graduate Lower Division	Upper Division	Master's	Graduate
--------------	----------------------------------	----------------	----------	----------

## Report 4B

### UNIVERSITY OF PITTSBURGH Classroom Assigned Credit Hours Summer Term, 2013

008 Education

Faculty Rank	Under Graduate			Graduate		Total
	Lower Division	Upper Division	Master's	First Prof.	Doctoral	
<b>FULL-TIME</b>						
Professor	0	0	0	0	0	0
Associate Professor	0	0	5	0	5	10
Assistant Professor	3	0	24	0	1	28
Instructor	9	2	0	0	0	11
Lecturer	0	0	6	0	0	6

Report 4B

UNIVERSITY OF PITTSBURGH

Report 4B

UNIVERSITY OF PITTSBURGH



Report 4B

UNIVERSITY OF PITTSBURGH  
Classroom Assigned Credit Hours  
Summer Term, 2013

011 Health Professions and Related Clinical Sciences

Faculty Rank	Under Graduate		Graduate			Total
	Lower Division	Upper Division	Master's	First Prof.	Doctoral	
<b>FULL-TIME</b>						
Professor	1	6	49	5	15	76
Associate Professor	9	22	59	16	17	123
Assistant Professor	12	46	181	11	32	282
Instructor	0	2	19	3	0	24
Lecturer	0	0	0	0	0	0
Academic Administrator						
Research Assoc./Asst.	0	0	0	0	0	0
TA/IF/GSA						
Librarian	0	0	0	0	0	0
Volunteer						
On Leave						
Other						
<b>TOTAL</b>	22	76	308	35	64	505
<b>PART-TIME</b>						
Professor	0	2	4	0	3	9
Associate Professor	0	2	4	0	8	14
Assistant Professor	3	7	18	11	6	45
Instructor	8	6	20	1	0	35
Lecturer	0	0	0	0	0	0
Academic Administrator						
Research Assoc./Asst.	0	0	0	0	0	0
TA/IF/GSA	0	0	0	0	0	0
Librarian	0	0	0	0	0	0
Volunteer	0	15	20	0	2	37
On Leave						
Other	9	2	25	1	10	47
<b>TOTAL</b>	20	34	91	13	29	187
<b>GRAND TOTAL</b>	42	110	399	48	93	692

Report 4B  
UNIVERSITY OF PITTSBURGH  
Classroom Assigned Credit Hours  
Summer Term, 2013

014 Legal Professions and Studies

Faculty Rank	Under Graduate	Graduate
	Lower Division	Pr.177m 10 Tf[(0-90 0BT0 0 0 rg387.85 -175.15273Master'essions and Studies)]568.287.85

Report 4B

UNIVERSITY OF PITTSBURGH  
Classroom Assigned Credit Hours  
Summer Term, 2013

## Report 4B

Report 4B

UNIVERSITY OF PITTSBURGH  
Classroom Assigned Credit Hours  
Summer Term, 2013

018 Biological and Biomedical Sciences

Report 4B  
 UNIVERSITY OF PITTSBURGH  
 Classroom Assigned Credit Hours  
 Summer Term, 2013

019 Mathematics and Statistics

Faculty Rank	Under Graduate		Graduate			Total
	Lower Division	Upper Division	Master's	First Prof.	Doctoral	
<b>FULL-TIME</b>						
Professor	0	0	0	0	0	0
Associate Professor	0	0	0	0	0	0
Assistant Professor	0	0	0	0	0	0
Instructor	0	0	0	0	0	0
Lecturer	0	0	0	0	0	0
Academic Administrator						
Research Assoc./Asst.	0	0	0	0	0	0
TA/IF/GSA						
Librarian	0	0	0	0	0	0
Volunteer						
On Leave						
Other						
<b>TOTAL</b>	0	0	0	0	0	0
<b>PART-TIME</b>						
Professor	7	22	3	0	0	32
Associate Professor	20	0	0	0	0	20
Assistant Professor	14	0	0	0	0	14
Instructor	12	7	0	0	0	19
Lecturer	4	0	3	0	0	7
Academic Administrator						
Research Assoc./Asst.	0	0	0	0	0	0
TA/IF/GSA	107	8	0	0	0	115
Librarian	0	0	0	0	0	0
Volunteer	0	0	0	0	0	0
On Leave						
Other	2	3	0	0	0	5
<b>TOTAL</b>	166	40	6	0	0	212
<b>GRAND TOTAL</b>	166	40	6	0	0	212



Report 4B  
 UNIVERSITY OF PITTSBURGH  
 Classroom Assigned Credit Hours  
 Summer Term, 2013

024 Philosophy and Religion/Theology

Faculty Rank	Under Graduate		Graduate			Total
	Lower Division	Upper Division	Master's	First Prof.	Doctoral	
<b>FULL-TIME</b>						
Professor	0	0	0	0	0	0
Associate Professor	0	0	0	0	0	0
Assistant Professor	0	0	0	0	0	0
Instructor	0	0	0	0	0	0
Lecturer	0	0	0	0	0	0
Academic Administrator						
Research Assoc./Asst.	0	0	0	0	0	0
TA/IF/GSA						
Librarian	0	0	0	0	0	0
Volunteer						
On Leave						
Other						
<b>TOTAL</b>	0	0	0	0	0	0
<b>PART-TIME</b>						
Professor	0	0	0	0	0	0
Associate Professor	0	0	0	0	0	0
Assistant Professor	3	0	0	0	0	3
Instructor	6	0	0	0	0	6
Lecturer	0	0	0	0	0	0
Academic Administrator						
Research Assoc./Asst.	0	0	0	0	0	0
TA/IF/GSA	12	0	0	0	0	12
Librarian	0	0	0	0	0	0
Volunteer	0	0	0	0	0	0
On Leave						
Other	6	0	0	0	0	6
<b>TOTAL</b>	27	0	0	0	0	27
<b>GRAND TOTAL</b>	27	0	0	0	0	27



Report 4B

UNIVERSITY OF PITTSBURGH  
Classroom Assigned Credit Hours  
Summer Term, 2013

025 Physical Sciences

## Report 4B

Report 4B

UNIVERSITY OF PITTSBURGH  
Classroom Assigned Credit Hours  
Summer Term, 2013

027 Security & Protective Svcs/Public Administration & Svcs

Faculty Rank	Under Graduate		Master's	Graduate
	Lower Division	Upper Division		First Prof.

Report 4B  
 UNIVERSITY OF PITTSBURGH  
 Classroom Assigned Credit Hours  
 Summer Term, 2013

028 Social Sciences and History



Faculty Rank	Under Graduate		Graduate			Total
	Lower Division	Upper Division	Master's	First Prof.	Doctoral	
<b>FULL-TIME</b>						
Professor	3	0	0	0	0	3
Associate Professor	6	0	0	0	0	6
Assistant Professor	0	0	0	0	0	0
Instructor	0	0	0	0	0	0
Lecturer	0	3	6	0	0	9
Academic Administrator						
Research Assoc./Asst.	0	0	0	0	0	0
TA/IF/GSA						
Librarian	0	0	0	0	0	0
Volunteer						
On Leave						
Other						
<b>TOTAL</b>	<b>9</b>	<b>3</b>	<b>6</b>	<b>0</b>	<b>0</b>	<b>18</b>
<b>PART-TIME</b>						
Professor	6	15	0	0	0	21
Associate Professor	34	6	0	0	0	40
Assistant Professor	20	8	0	0	0	28
Instructor	36	9	0	0	0	45
Lecturer	15	17	0	0	0	32
Academic Administrator						
Research Assoc./Asst.	0	0	0	0	0	0
TA/IF/GSA	108	21	0	0	0	129
Librarian	0	0	0	0	0	0
Volunteer	0	5	0	0	0	5
On Leave						
Other	0	6	0	0	0	6
<b>TOTAL</b>	<b>219</b>	<b>87</b>	<b>0</b>	<b>0</b>	<b>0</b>	<b>306</b>
<b>GRAND TOTAL</b>	<b>228</b>	<b>90</b>	<b>6</b>	<b>0</b>	<b>0</b>	<b>324</b>

Report 4B

UNIVERSITY OF PITTSBURGH  
Classroom Assigned Credit Hours  
Summer Term, 2013

030 Visual and Performing Arts

Faculty Rank	Under Graduate			Master's	Graduate		Total
	Lower Division	Upper Division	First Prof.		Doctoral		
FULL-TIME							
Professor	0	0					

# **UNIVERSITY OF PITTSBURGH**



## **Report 4B**

### **Classroom Assigned Credit Hours**

**Academic Year, 2013-2014**



Report 4B  
 UNIVERSITY OF PITTSBURGH  
 Classroom Assigned Credit Hours  
 Academic Year, 2013-2014

\*\*\* UNIVERSITY TOTALS \*\*\*

Faculty Rank	Under Graduate		Master's	Graduate		Total
	Lower Division	Upper Division		First Prof.	Doctoral	
<b>FULL-TIME</b>						
Professor	819	930	1,110	122	299	3,280
Associate Professor	1,908	2,064	1,373	96	333	5,774
Assistant Professor	1,679	1,945	1,333	83	268	5,308
Instructor	982	415	82	11	0	1,490
Lecturer	1,032	774	153	0	0	1,959
Academic Administrator						
Research Assoc./Asst.	0	4	26	3	6	39
TA/IF/GSA						
Librarian	1	0	48	3	0	52
Volunteer						
On Leave						
Other						
<b>TOTAL</b>	<b>6,421</b>	<b>6,132</b>	<b>4,125</b>	<b>318</b>	<b>906</b>	<b>17,902</b>
<b>PART-TIME</b>						
Professor	26	33	94	50	16	219
Associate Professor	352	45	26	2	2	427
Assistant Professor	180	288	158	46	19	691
Instructor	2,621	1,181	526	1	17	4,346
Lecturer	991	581	337	0	0	1,909
Academic Administrator						
Research Assoc./Asst.	0	3	3	0	0	6
TA/IF/GSA	1,598	331	178	0	0	2,107
Librarian	0	3	0	0	0	3
Volunteer	35	122	118	23	17	315
On Leave						
Other	2,335	559	787	417	59	4,157
<b>TOTAL</b>	<b>8,138</b>	<b>3,146</b>	<b>2,227</b>	<b>539</b>	<b>130</b>	<b>14,180</b>
<b>GRAND TOTAL</b>	<b>14,559</b>	<b>9,278</b>	<b>6,352</b>	<b>857</b>	<b>1,036</b>	<b>32,082</b>



Report 4B

UNIVERSITY OF PITTSBURGH  
Classroom Assigned Credit Hours  
Academic Year, 2013-2014

003 Area, Ethnic, Cultural and Gender Studies



Faculty Rank	Under Graduate		Graduate			Total
	Lower Division	Upper Division	Master's	First Prof.	Doctoral	
<b>FULL-TIME</b>						
Professor	6	6	0	0	0	12
Associate Professor	8	12	0	0	0	20
Assistant Professor	21	15	0	0	0	36
Instructor	0	0	0	0	0	0
Lecturer	14	12	0	0	0	26
Academic Administrator						
Research Assoc./Asst.	0	0	0	0	0	0
TA/IF/GSA						
Librarian	0	0	0	0	0	0
Volunteer						
On Leave						
Other						
<b>TOTAL</b>	<b>49</b>	<b>45</b>	<b>0</b>	<b>0</b>	<b>0</b>	<b>94</b>
<b>PART-TIME</b>						
Professor	0	0	0	0	0	0
Associate Professor	0	0	0	0	0	0
Assistant Professor	0	0	0	0	0	0
Instructor	33	9	0	0	0	42
Lecturer	15	3	0	0	0	18
Academic Administrator						
Research Assoc./Asst.	0	0	0	0	0	0
TA/IF/GSA	0	0	0	0	0	0
Librarian	0	0	0	0	0	0
Volunteer	0	0	0	0	0	0
On Leave						
Other	6	7	0	0	0	13
<b>TOTAL</b>	<b>54</b>	<b>19</b>	<b>0</b>	<b>0</b>	<b>0</b>	<b>73</b>
<b>GRAND TOTAL</b>	<b>103</b>	<b>64</b>	<b>0</b>	<b>0</b>	<b>0</b>	<b>167</b>

Report 4B  
 UNIVERSITY OF PITTSBURGH  
 Classroom Assigned Credit Hours  
 Academic Year, 2013-2014

004 Business



Faculty Rank	Under Graduate			Graduate		Total
	Lower Division	Upper Division	Master's	First Prof.	Doctoral	
<b>FULL-TIME</b>						
Professor	33	51	173	0	39	296
Associate Professor	77	248	110	1	5	441
Assistant Professor	151	389	110	0	3	653
Instructor	12	26	6	0	0	44
Lecturer	0	0	0	0	0	0
Academic Administrator						
Research Assoc./Asst.	0	0	0	0	0	0
TA/IF/GSA						
Librarian	0	0	0	0	0	0
Volunteer						
On Leave						
Other						
<b>TOTAL</b>	<b>273</b>	<b>714</b>	<b>399</b>	<b>1</b>	<b>47</b>	<b>1,434</b>
<b>PART-TIME</b>						
Professor	0	3	15	0	0	18
Associate Professor	0	3	0	0	0	3
Assistant Professor	30	119	18	0	0	167
Instructor	42	30	0	0	0	72
Lecturer	39	180	121	0	0	340
Academic Administrator						
Research Assoc./Asst.	0	0	0	0	0	0
TA/IF/GSA	9	33	5	0	0	47
Librarian	0	0	0	0	0	0
Volunteer	0	0	0	0	0	0
On Leave						
Other	46	48	56	0	6	156
<b>TOTAL</b>	<b>166</b>	<b>416</b>	<b>215</b>	<b>0</b>	<b>6</b>	<b>803</b>
<b>GRAND TOTAL</b>	<b>439</b>	<b>1,130</b>	<b>614</b>	<b>1</b>	<b>53</b>	<b>2,237</b>

Report 4B

UNIVERSITY OF PITTSBURGH  
Classroom Assigned Credit Hours  
Academic Year, 2013-2014

006 Computer and Information Sciences and Support Services

Faculty Rank	Under Graduate		Graduate			Total
	Lower Division	Upper Division	Master's	First Prof.	Doctoral	
<b>FULL-TIME</b>						
Professor	8	35	65	0	9	117
Associate Professor	66	49	85	0	12	212
Assistant Professor	57	23	23	0	9	112
Instructor	79	31	0	0	0	110
Lecturer	49	60	0	0	0	109
Academic Administrator						
Research Assoc./Asst.	0	0	0	0	0	0
TA/IF/GSA						
Librarian	0	0	0	0	0	0
Volunteer						
On Leave						
Other						
<b>TOTAL</b>	259	198	173	0	30	660
<b>PART-TIME</b>						
Professor	0	0	3	0	0	3
Associate Professor	0	0	0	0	0	0
Assistant Professor	0	0	6	0	0	6
Instructor	100	15	2	0	0	117
Lecturer	21	6	17	0	0	44
Academic Administrator						
Research Assoc./Asst.	0	0	0	0	0	0
TA/IF/GSA	18	38	26	0	0	82
Librarian	0	0	0	0	0	0
Volunteer	3	0	0	0	0	3
On Leave						
Other	304	6	0	0	2	312
<b>TOTAL</b>	446	65	54	0	2	567
<b>GRAND TOTAL</b>	705	263	227	0	32	1,227

Report 4B

UNIVERSITY OF PITTSBURGH  
Classroom Assigned Credit Hours  
Academic Year, 2013-2014

008 Education

Faculty Rank	Under Graduate		Graduate			Total
	Lower Division	Upper Division	Master's	First Prof.	Doctoral	
<b>FULL-TIME</b>						
Professor	0	6	27	0	51	84
Associate Professor	43	303	108	0	74	528
Assistant Professor	72	308	129	0	41	550
Instructor	149	45	0	0	0	194
Lecturer	0	0	0	0	0	0
Academic Administrator						
Research Assoc./Asst.	0	0	15	0	6	21
TA/IF/GSA						
Librarian	0	0	0	0	0	0
Volunteer						
On Leave						
Other						
<b>TOTAL</b>	<b>264</b>	<b>662</b>	<b>279</b>	<b>0</b>	<b>172</b>	<b>1,377</b>
<b>PART-TIME</b>						
Professor	0	0	0	0	3	3
Associate Professor	0	0	7	0	0	7
Assistant Professor	1	19	29	0	9	58
Instructor	95	228	132	0	14	469
Lecturer	4	12	0	0	0	16
Academic Administrator						
Research Assoc./Asst.	0	0	0	0	0	0
TA/IF/GSA	52	27	51	0	0	130
Librarian	0	0	0	0	0	0
Volunteer	2	0	0	0	0	2
On Leave						
Other	90	42	20	0	3	155
<b>TOTAL</b>	<b>244</b>	<b>328</b>	<b>239</b>	<b>0</b>	<b>29</b>	<b>840</b>
<b>GRAND TOTAL</b>	<b>508</b>	<b>990</b>	<b>518</b>	<b>0</b>	<b>201</b>	<b>2,217</b>

Report 4B

UNIVERSITY OF PITTSBURGH  
Classroom Assigned Credit Hours  
Academic Year, 2013-2014

009 Engineering


Faculty Rank	Under Graduate		Graduate			Total
	Lower Division	Upper Division	Master's	First Prof.	Doctoral	
FULL-TIME						
Profest/R13 10 Tf[(First Prof.)]TJETBT0 Of -175..6 -194.35 172.55 -12.6 refBT0 0 Td/R13 2BT0 Of -1Profest/R13 10 Tf[(Firs320. Prof.)]TJETBT0 Of -175..659 172.55 -12.6 refBT0 0 Td335.						

## Report 4B

### UNIVERSITY OF PITTSBURGH Classroom Assigned Credit Hours Academic Year, 2013-2014

#### 010 Foreign Languages, Literatures, and Linguistics

Faculty Rank	Under Graduate			Graduate			Total
	Lower Division	Upper Division	Master's	First Prof.	Doctoral		
<b>FULL-TIME</b>							
Professor	60	63	48	0	0	171	
Associate Professor	126	125	36	0	9	296	
Assistant Professor	56	55	30	0	0	141	
Instructor	109	36	8	0	0	153	
Lecturer	175	59	11	0	0	245	
Academic Administrator							
Research Assoc./Asst.	0	0	0	0	0	0	
TA/IF/GSA							
Librarian	0	0	0	0	0	0	
Volunteer							
On Leave							
Other							
<b>TOTAL</b>	<b>526</b>	<b>338</b>	<b>133</b>	<b>0</b>	<b>9</b>	<b>1,006</b>	
<b>PART-TIME</b>							
Professor	0	4	0	0	0	4	
Associate Professor	0	3	0	0	0	3	
Assistant Professor	0	0	0	0	0	0	
Instructor	388	71	0	0	0	459	
Lecturer	179	69	6	0	0	254	
Academic Administrator							
Research Assoc./Asst.	0	0	0	0	0	0	
TA/IF/GSA	437	35	0	0	0	472	
Librarian	0	0	0	0	0	0	
Volunteer	1	0	0	0	0	1	
On Leave							



Report 4B  
 UNIVERSITY OF PITTSBURGH  
 Classroom Assigned Credit Hours  
 Academic Year, 2013-2014

014 Legal Professions and Studies

Faculty Rank	Under Graduate			Graduate		Total
	Lower Division	Upper Division	Master's	First Prof.	Doctoral	
<b>FULL-TIME</b>						
Professor	0	0	27	79	0	106
Associate Professor	0	0	5	50	0	55
Assistant Professor	0	0	1	12	0	13
Instructor	0	0	0	0	0	0
Lecturer	0	0	0	0	0	0
Academic Administrator						
Research Assoc./Asst.	0		0	0	0	0
TA/IF/GSA						
Librarian						



Report 4B

UNIVERSITY OF PITTSBURGH  
Classroom Assigned Credit Hours  
Academic Year, 2013-2014

015 English Language and Literature/Letters



Faculty Rank	Under Graduate		Graduate			Total
	Lower Division	Upper Division	Master's	First Prof.	Doctoral	
<b>FULL-TIME</b>						
Professor	106	122	34	0	0	262
Associate Professor	330	168	47	0	3	548
Assistant Professor	292	149	33	0	6	480
Instructor	30	12	0	0	0	42
Lecturer	291	205	3	0	0	499
Academic Administrator						
Research Assoc./Asst.	0	0	0	0	0	0
TA/IF/GSA						
Librarian	0	0	0	0	0	0
Volunteer						
On Leave						
Other						
<b>TOTAL</b>	<b>1,049</b>	<b>656</b>	<b>117</b>	<b>0</b>	<b>9</b>	<b>1,831</b>
<b>PART-TIME</b>						
Professor	3	3	0	0	0	6
Associate Professor	3	3	0	0	0	6
Assistant Professor	27	15	0	0	0	42
Instructor	729	114	12	0	0	855
Lecturer	360	102	0	0	0	462
Academic Administrator						
Research Assoc./Asst.	0	0	0	0	0	0
TA/IF/GSA	480	0	0	0	0	480
Librarian	0	0	0	0	0	0
Volunteer	0	0	0	0	0	0
On Leave						
Other	36	15	10	0	0	61
<b>TOTAL</b>	<b>1,638</b>	<b>252</b>	<b>22</b>	<b>0</b>	<b>0</b>	<b>1,912</b>
<b>GRAND TOTAL</b>	<b>2,687</b>	<b>908</b>	<b>139</b>	<b>0</b>	<b>9</b>	<b>3,743</b>

Report 4B

UNIVERSITY OF PITTSBURGH  
Classroom Assigned Credit Hours  
Academic Year, 2013-2014

017 Library Science

Faculty Rank

Under Graduate

Lower Division

Graduate

Report 4B

UNIVERSITY OF PITTSBURGH  
Classroom Assigned Credit Hours  
Academic Year, 2013-2014

## Report 4B

### UNIVERSITY OF PITTSBURGH Classroom Assigned Credit Hours Academic Year, 2013-2014

#### 019 Mathematics and Statistics

Faculty Rank	Under Graduate			Graduate		Total
	Lower Division	Upper Division	Master's	First Prof.	Doctoral	
<b>FULL-TIME</b>						
Professor	109	71	48	0	15	243
Associate Professor	166	106	17	0	12	301
Assistant Professor	85	38	27	0	9	159
Instructor	240	16	0	0	0	256
Lecturer	113	29	8	0	0	150
Academic Administrator						
Research Assoc./Asst.	0	0	0	0	0	0
TA/IF/GSA						
	0	0	0	0	0	0
Volunteer						
On Leave						
Other						
<b>TOTAL</b>	<b>713</b>	<b>260</b>	<b>100</b>	<b>0</b>	<b>36</b>	<b>1,109</b>
<b>PART-TIME</b>						
Professor	0	0	6	0	3	9
Associate Professor	0	0	0	0	0	0
Assistant Professor	0	0	0	0	0	0
Instructor	288	64	0	0	0	352
Lecturer	44	0	0	0	0	44
Academic Administrator						
Research Assoc./Asst.	0	0	0			



Report 4B

UNIVERSITY OF PITTSBURGH  
Classroom Assigned Credit Hours  
Academic Year, 2013-2014

021 Multi/Interdisciplinary Studies

Faculty Rank	Under Graduate		Graduate			Total
	Lower Division	Upper Division	Master's	First Prof.	Doctoral	
<b>FULL-TIME</b>						
Professor	7	27	19	0	3	56
Associate Professor	1	1	0	0	0	2
Assistant Professor	1	0	0	0	0	1
Instructor	0	0	0	0	0	0
Lecturer	0	1	5	0	0	6
Academic Administrator						
Research Assoc./Asst.	0	3	0	0	0	3
TA/IF/GSA						
Librarian	0	0	0	0	0	0
Volunteer						
On Leave						
Other						
<b>TOTAL</b>	<b>9</b>	<b>32</b>	<b>24</b>	<b>0</b>	<b>3</b>	<b>68</b>
<b>PART-TIME</b>						
Professor	0	0	0	0	0	0
Associate Professor	0	0	0	0	0	0
Assistant Professor	0	0	0	0	0	0
Instructor	109	37	1	0	0	147
Lecturer	1	9	0	0	0	10
Academic Administrator						
Research Assoc./Asst.	0	3	0	0	0	3
TA/IF/GSA	12	0	0	0	0	12
Librarian	0	0	0	0	0	0
Volunteer	0	0	0	0	0	0
On Leave						
Other	1,308	176	21	1	3	1,509
<b>TOTAL</b>	<b>1,430</b>	<b>225</b>	<b>22</b>	<b>1</b>	<b>3</b>	<b>1,681</b>
<b>GRAND TOTAL</b>	<b>1,439</b>	<b>257</b>	<b>46</b>	<b>1</b>	<b>6</b>	<b>1,749</b>

Report 4B

UNIVERSITY OF PITTSBURGH

## Report 4B

### UNIVERSITY OF PITTSBURGH Classroom Assigned Credit Hours Academic Year, 2013-2014

#### 025 Physical Sciences

Faculty Rank	Under Graduate			Graduate		Total
	Lower Division	Upper Division	Master's	First Prof.	Doctoral	
<b>FULL-TIME</b>						
Professor	143	43	32	0	22	240
Associate Professor	244	73	29	0	23	369
Assistant Professor	165	74	23	0	9	271
Instructor	97	0	0	0	0	97
Lecturer	131	40	0	0	0	171
Academic Administrator						
Research Assoc./Asst.	0	0	0	0	0	0
TA/IF/GSA						
Librarian	0	0	0	0	0	0
Volunteer						
On Leave						
Other						
<b>TOTAL</b>	<b>780</b>	<b>230</b>	<b>84</b>	<b>0</b>	<b>54</b>	<b>1,148</b>
<b>PART-TIME</b>						
Professor	16	3	0	0	0	19
Associate Professor	0	0	0	0	0	0
Assistant Professor	41	11	10	0	5	67
Instructor	66	17	0	0	0	83
Lecturer	18	0	0	0	0	18
Academic Administrator						
Research Assoc./Asst.	0	0	0			



Report 4B

UNIVERSITY OF PITTSBURGH  
Classroom Assigned Credit Hours  
Academic Year, 2013-2014

026 Psychology

Faculty Rank	Under Graduate		Graduate			Total
	Lower Division	Upper Division	Master's	First Prof.	Doctoral	
<b>FULL-TIME</b>						
Professor	14	33	54	0	15	116
Associate Professor	68	84	51	0	13	216
Assistant Professor	87	104	61	0	15	267
Instructor	0	12	0	0	0	12
Lecturer	28	29	4	0	0	61
Academic Administrator						
Research Assoc./Asst.	0	0	2	0	0	2
TA/IF/GSA						
Librarian	0	0	0	0	0	0
Volunteer						
On Leave						
Other						
<b>TOTAL</b>	<b>197</b>	<b>262</b>	<b>172</b>	<b>0</b>	<b>43</b>	<b>674</b>
<b>PART-TIME</b>						
Professor	0	0	3	0	0	3
Associate Professor	0	6	0	0	0	6
Assistant Professor	6	3	6	0	0	15
Instructor	45	57	14	0	0	116
Lecturer	6	19	0	0	0	25
Academic Administrator						
Research Assoc./Asst.	0	0	0	0	0	0
TA/IF/GSA	96	41	31	0	0	168
Librarian	0	0	0	0	0	0
Volunteer	0	0	0	0	0	0
On Leave						
Other	10	15	3	0	0	28
<b>TOTAL</b>	<b>163</b>	<b>141</b>	<b>57</b>	<b>0</b>	<b>0</b>	<b>361</b>
<b>GRAND TOTAL</b>	<b>360</b>	<b>403</b>	<b>229</b>	<b>0</b>	<b>43</b>	<b>1,035</b>

Report 4B

UNIVERSITY OF PITTSBURGH  
Classroom Assigned Credit Hours  
Academic Year, 2013-2014

027 Security & Protective Svcs/Public Administration & Svcs

Faculty Rank	Under Graduate		Graduate
	Lower Division	P9ankTBT0 0 0 rg387.5 -175.152734 Td/R13 10 Tf.913281 Td/R13 0 0 rg52BT0 0 0 rg387.	

## Report 4B

### UNIVERSITY OF PITTSBURGH Classroom Assigned Credit Hours Academic Year, 2013-2014

028 Social Sciences and History



Faculty Rank	Under Graduate		Master's	Graduate		Total
	Lower Division	Upper Division		First Prof.	Doctoral	
<b>FULL-TIME</b>						
Professor	172	238	89	0	2	501
Associate Professor	277	279	93	0	14	663
Assistant Professor	197	179	51	0	3	430
Instructor	15	15	0	0	0	30
Lecturer	89	158	18	0	0	265
Academic Administrator						
Research Assoc./Asst.	0	0	0	0	0	0
TA/IF/GSA						
Librarian	0	0	0	0	0	0
Volunteer						
On Leave						
Other						
<b>TOTAL</b>	<b>750</b>	<b>869</b>	<b>251</b>	<b>0</b>	<b>19</b>	<b>1,889</b>
<b>PART-TIME</b>						
Professor	2	0	5	0	2	9
Associate Professor	349	6	3	0	0	358
Assistant Professor	15	45	3	0	0	63
Instructor	170	159	6	0	0	335
Lecturer	80	39	9	0	0	128
Academic Administrator						
Research Assoc./Asst.	0	0	0	0	0	0
TA/IF/GSA	164	36	2	0	0	202
Librarian	0	0	0	0	0	0
Volunteer	3	0	3	0	0	6
On Leave						
Other	21	41	4	0	0	66
<b>TOTAL</b>	<b>804</b>	<b>326</b>	<b>35</b>	<b>0</b>	<b>2</b>	<b>1,167</b>
<b>GRAND TOTAL</b>	<b>1,554</b>	<b>1,195</b>	<b>286</b>	<b>0</b>	<b>21</b>	<b>3,056</b>



This page intentionally left blank









Report 4C  
 UNIVERSITY OF PITTSBURGH  
 Individual Instruction Assigned Credit Hours  
 Summer Term, 2013

003 Area, Ethnic, Cultural and Gender Studies

Faculty Rank	Under Graduate			Graduate		Total
	Lower Division	Upper Division	Master's	First Prof.	Doctoral	
<b>FULL-TIME</b>						
Professor	0	0	0	0	0	0
Associate Professor	0	0	0	0	0	0
Assistant Professor	0	0	0	0	0	0
Instructor	0	0	0	0	0	0
Lecturer	0	0	0	0	0	0
Academic Administrator						
Research Assoc./Asst.	0	0	0	0	0	0
TA/IF/GSA	00					

Report 4C  
 UNIVERSITY OF PITTSBURGH  
 Individual Instruction Assigned Credit Hours  
 Summer Term, 2013

004 Business

Faculty Rank	Under Graduate		Graduate			Total
	Lower Division	Upper Division	Master's	First Prof.	Doctoral	
<b>FULL-TIME</b>						
Professor	0	0	0	0	5	5
Associate Professor	0	1	0	0	0	1
Assistant Professor	0	19	0	0	0	19
Instructor	0	0	0	0	0	0
Lecturer	0	0	0	0	0	0
Academic Administrator						
Research Assoc./Asst.	0	0	0	0	0	0
TA/IF/GSA						
Librarian	0	0	0	0	0	0
Volunteer						
On Leave						
Other						
<b>TOTAL</b>	0	20	0	0	5	25
<b>PART-TIME</b>						
Professor	0	0	0	0	0	0
Associate Professor	0	9	0	0	0	9
Assistant Professor	0	25	4	0	0	29
Instructor	0	0	0	0	0	0
Lecturer	0	0	1	0	0	1
Academic Administrator						
Research Assoc./Asst.	0	0	0	0	0	0
TA/IF/GSA	0	0	0	0	0	0
Librarian	0	0	0	0	0	0
Volunteer	0	1	0	0	0	1
On Leave						
Other	0	13	26	0	16	55
<b>TOTAL</b>	0	48	31	0	16	95
<b>GRAND TOTAL</b>	0	68	31	0	21	120

Report 4C  
 UNIVERSITY OF PITTSBURGH  
 Individual Instruction Assigned Credit Hours  
 Summer Term, 2013

006 Computer and Information Sciences and Support Services

Faculty Rank	Under Graduate		Graduate			Total
	Lower Division	Upper Division	Master's	First Prof.	Doctoral	
<b>FULL-TIME</b>						
Professor	0	0	0	0	0	0
Associate Professor	0	2	3	0	0	5
Assistant Professor	0	0	0	0	0	0
Instructor	0	0	0	0	0	0
Lecturer	0	3	0	0	0	3
Academic Administrator						
Research Assoc./Asst.	0	0	0	0	0	0
TA/IF/GSA						
Librarian	0	0	0	0	0	0
Volunteer						
On Leave						
Other						
<b>TOTAL</b>	0	5	3	0	0	8
<b>PART-TIME</b>						
Professor	0	0	37	0	3	40
Associate Professor	0	3	28	0	15	46
Assistant Professor	0	3	20	0	9	32
Instructor	0	0	0	0	0	0
Lecturer	0	0	0	0	0	0
Academic Administrator						
Research Assoc./Asst.	0	0	0	0	0	0
TA/IF/GSA	0	0	0	0	0	0
Librarian	0	0	0	0	0	0
Volunteer	0	2	6	0	12	20
On Leave						
Other	0	1	0	0	0	1
<b>TOTAL</b>	0	9	91	0	39	139
<b>GRAND TOTAL</b>	0	14	94	0	39	147

Report 4C  
 UNIVERSITY OF PITTSBURGH  
 Individual Instruction Assigned Credit Hours  
 Summer Term, 2013

008 Education

Faculty Rank	Under Graduate			Graduate		Total
	Lower Division	Upper Division	Master's	First Prof.	Doctoral	
<b>FULL-TIME</b>						
Professor	0	0	0	0	0	0
Associate Professor	0	0	2	0	1	3
Assistant Professor	0	1	12	0	0	13
Instructor	0	0	0	0	0	0
Lecturer	0	0	0	0	0	0
Academic Administrator						
Research Assoc./Asst.	0	0	0	0	0	0
TA/IF/GSA						
Librarian	0	0	0	0	0	0
Volunteer						
On Leave						
Other						
<b>TOTAL</b>	<b>0</b>	<b>1</b>	<b>14</b>	<b>0</b>	<b>1</b>	<b>16</b>
<b>PART-TIME</b>						
Professor	0	0	9	0	46	55
Associate Professor	0	0	16	0	79	95
Assistant Professor	0	21	5	0	36	62
Instructor	0	0	10	0	3	13
Lecturer	0	0	0	0	0	0
Academic Administrator						
Research Assoc./Asst.	0	0	0	0	0	0
TA/IF/GSA	0	0	0	0	0	0
Librarian	0	0	0	0	0	0
Volunteer	0	0	4	0	14	18
On Leave						
Other	3	0	0	0	0	3
<b>TOTAL</b>	<b>3</b>	<b>21</b>	<b>44</b>	<b>0</b>	<b>178</b>	<b>246</b>
<b>GRAND TOTAL</b>	<b>3</b>	<b>22</b>				

Report 4C  
 UNIVERSITY OF PITTSBURGH  
 Individual Instruction Assigned Credit Hours  
 Summer Term, 2013

009 Engineering

Faculty Rank	Under Graduate			Graduate		Total
	Lower Division	Upper Division	Master's	First Prof.	Doctoral	
<b>FULL-TIME</b>						
Professor	0	0	0	0	10	10
Associate Professor	0	0	0	0	0	0
Assistant Professor	0	0	0	0	0	0
Instructor	0	0	0	0	0	0
Lecturer	0	0	0	0	0	0
Academic Administrator						
Research Assoc./Asst.	0	0	0	0	0	0
TA/IF/GSA						
Librarian	0	0	0	0	0	0

Report 4C

UNIVERSITY OF PITTSBURGH

Report 4C  
 UNIVERSITY OF PITTSBURGH  
 Individual Instruction Assigned Credit Hours  
 Summer Term, 2013

011 Health Professions and Related Clinical Sciences

Faculty Rank	Under Graduate		Graduate			Total
	Lower Division	Upper Division	Master's	First Prof.	Doctoral	
<b>FULL-TIME</b>						
Professor	0	2	30	1	46	79
Associate Professor	0	6	50	11	33	100
Assistant Professor	4	9	81	40	29	163
Instructor	0	9	0	6	0	15
Lecturer	0	0	0	0	0	0
Academic Administrator						
Research Assoc./Asst.	0	0	0	0	0	0
TA/IF/GSA						
Librarian	0	0	0	0	0	0
Volunteer						
On Leave						
Other						
<b>TOTAL</b>	<b>4</b>	<b>26</b>	<b>161</b>	<b>58</b>	<b>108</b>	<b>357</b>
<b>PART-TIME</b>						
Professor	0	0	5	0	13	18
Associate Professor	0	0	21	0	18	39
Assistant Professor	0	4	6	6	5	21
Instructor	5	8	8	0	0	21
Lecturer	0	0	0	0	0	0
Academic Administrator						
Research Assoc./Asst.	0	0	0	0	0	0
TA/IF/GSA	0	0	0	0	0	0
Librarian	0	0	0	0	0	0
Volunteer	0	15	29	0	11	55
On Leave						
Other	0	0	20	11	4	35
<b>TOTAL</b>	<b>5</b>	<b>27</b>	<b>89</b>	<b>17</b>	<b>51</b>	<b>189</b>
<b>GRAND TOTAL</b>	<b>9</b>	<b>53</b>	<b>250</b>	<b>75</b>	<b>159</b>	<b>546</b>

Report 4C  
UNIVERSITY OF PITTSBURGH  
Individual Instruction Assigned Credit Hours  
Summer Term, 2013

014 Legal Professions and Studies

Faculty Rank	Under Graduate			Graduate
	Lower Division	Upper Division	Master's	



Report 4C  
 UNIVERSITY OF PITTSBURGH  
 Individual Instruction Assigned Credit Hours  
 Summer Term, 2013

015 English Language and Literature/Letters

Faculty Rank	Under Graduate		Graduate			Total
	Lower Division	Upper Division	Master's	First Prof.	Doctoral	
<b>FULL-TIME</b>						
Professor	0	0	0	0	0	0
Associate Professor	0	0	0	0	0	0
Assistant Professor	0	0	0	0	0	0
Instructor	0	0	0	0	0	0
Lecturer	0	2	0	0	0	2
Academic Administrator						
Research Assoc./Asst.	0	0	0	0	0	0
TA/IF/GSA						
Librarian	0	0	0	0	0	0
Volunteer						
On Leave						
Other						
<b>TOTAL</b>	0	2	0	0	0	2
<b>PART-TIME</b>						
Professor	0	1	1	0	0	2
Associate Professor	0	11	1	0	6	18
Assistant Professor	3	11	1	0	0	15
Instructor	0	0	0	0	0	0
Lecturer	0	17	0	0	0	17
Academic Administrator						
Research Assoc./Asst.	0	0	0	0	0	0
TA/IF/GSA	0	0	0	0	0	0
Librarian	0	0	0	0	0	0
Volunteer	0	3	8	0	3	14
On Leave						
Other	0	0	0	0	0	0
<b>TOTAL</b>	3	43	11	0	9	66
<b>GRAND TOTAL</b>	3	45	11	0	9	68

Report 4C

UNIVERSITY OF PITTSBURGH  
Individual Instruction Assigned Credit Hours  
Summer Term, 2013

017 Library Science

Faculty Rank	Under Graduate		Graduate	
	Lower Division	Upper Division	Master's	First Prof.

Report 4C  
 UNIVERSITY OF PITTSBURGH  
 Individual Instruction Assigned Credit Hours  
 Summer Term, 2013

018 Biological and Biomedical Sciences

Faculty Rank	Under Graduate		Graduate			Total
	Lower Division	Upper Division	Master's	First Prof.	Doctoral	
<b>FULL-TIME</b>						
Professor	0	0	0	0	0	0
Associate Professor	0	0	0	0	0	0
Assistant Professor	0	0	0	0	0	0
Instructor	0	0	0	0	0	0
Lecturer	0	1	0	0	1	2
Academic Administrator						
Research Assoc./Asst.	0	0	0	0	0	0
TA/IF/GSA						
Librarian	0	0	0	0	0	0
Volunteer						
On Leave						
Other						
<b>TOTAL</b>	0	1	0	0	1	2
<b>PART-TIME</b>						
Professor	0	4	6	0	1	11
Associate Professor	0	10	1	0	3	14
Assistant Professor	1	8	1	0	1	11
Instructor	0	0	0	0	0	0
Lecturer	0	0	0	0	0	0
Academic Administrator						
Research Assoc./Asst.	0	0	0	0	0	0
TA/IF/GSA	0	0	0	0	0	0
Librarian	0	0	0	0	0	0
Volunteer	0	0	1	0	1	2
On Leave						
Other	0	4	2	0	7	13
<b>TOTAL</b>	1	26	11	0	13	51
<b>GRAND TOTAL</b>	1	27	11	0	14	53

Report 4C  
 UNIVERSITY OF PITTSBURGH  
 Individual Instruction Assigned Credit Hours  
 Summer Term, 2013

019 Mathematics and Statistics

Faculty Rank	Under Graduate		Graduate			Total
	Lower Division	Upper Division	Master's	First Prof.	Doctoral	
<b>FULL-TIME</b>						
Professor	0	0	0	0	0	0
Associate Professor	0	0	0	0	0	0
Assistant Professor	0	0	0	0	0	0
Instructor	0	0	0	0	0	0
Lecturer	0	0	0	0	0	0
Academic Administrator						
Research Assoc./Asst.	0	0	0	0	0	0
TA/IF/GSA						
Librarian	0	0	0	0	0	0
Volunteer						
On Leave						
Other						
<b>TOTAL</b>	0	0	0	0	0	0
<b>PART-TIME</b>						
Professor	0	1	15	0	0	16
Associate Professor	0	0	6	0	14	20
Assistant Professor	0	4	7	0	0	11
Instructor	0	0	0	0	0	0
Lecturer	0	0	0	0	0	0
Academic Administrator						
Research Assoc./Asst.	0	0	0	0	0	0
TA/IF/GSA	0	0	0	0	0	0
Librarian	0	0	0	0	0	0
Volunteer	0	0	3	0	0	3
On Leave						
Other	0	0	0	0	0	0
<b>TOTAL</b>	0	5	31	0	14	50
<b>GRAND TOTAL</b>	0	5	31	0	14	50

Report 4C  
 UNIVERSITY OF PITTSBURGH  
 Individual Instruction Assigned Credit Hours  
 Summer Term, 2013

021 Multi/Interdisciplinary Studies

Faculty Rank	Under Graduate		Graduate			Total
	Lower Division	Upper Division	Master's	First Prof.	Doctoral	
<b>FULL-TIME</b>						
Professor	0	0	0	0	0	0
Associate Professor	0	0	0	0	0	0
Assistant Professor	0	0	0	0	0	0
Instructor	0	0	0	0	0	0
Lecturer	0	0	0	0	0	0
Academic Administrator						
Research Assoc./Asst.	0	5	0	0	0	5
TA/IF/GSA						
Librarian	0	0	0	0	0	0
Volunteer						
On Leave						
Other						
<b>TOTAL</b>	0	5	0	0	0	5
<b>PART-TIME</b>						
Professor	0	0	0	0	0	0
Associate Professor	0	0	0	0	0	0
Assistant Professor	0	0	0	0	0	0
Instructor	0	3	0	0	0	3
Lecturer	0	0	0	0	0	0
Academic Administrator						
Research Assoc./Asst.	0	0	0	0	0	0
TA/IF/GSA	0	0	0	0	0	0
Librarian	0	0	0	0	0	0
Volunteer	0	0	6	0	0	6
On Leave						
Other	2	186	5	0	0	193
<b>TOTAL</b>	2	189	11	0	0	202
<b>GRAND TOTAL</b>	2	194	11	0	0	207

Report 4C

UNIVERSITY OF PITTSBURGH

Report 4C  
 UNIVERSITY OF PITTSBURGH  
 Individual Instruction Assigned Credit Hours  
 Summer Term, 2013

025 Physical Sciences

Faculty Rank	Under Graduate			Graduate		Total
	Lower Division	Upper Division	Master's	First Prof.	Doctoral	
<b>FULL-TIME</b>						
Professor	0	0	0	0	1	1
Associate Professor	0	0	0	0	1	1
Assistant Professor	0	0	0	0	0	0
Instructor	0	0	0	0	0	0
Lecturer	0	4	0	0	0	4
Academic Administrator						
Research Assoc./Asst.	0	0	0	0	0	0
TA/IF/GSA						
Librarian	0	0	0	0	0	0
Volunteer						
On Leave						
Other						
<b>TOTAL</b>	<b>0</b>	<b>4</b>	<b>0</b>	<b>0</b>	<b>2</b>	<b>6</b>
<b>PART-TIME</b>						
Professor	0	4	9	0	12	25
Associate Professor	0	3	2	0	7	12
Assistant Professor	0	5	2	0	5	12
Instructor	0	7	0	0	0	7
Lecturer	0	2	0	0	0	2
Academic Administrator						
Research Assoc./Asst.	0	0	0	0	0	0
TA/IF/GSA	0	0	0	0	0	0
Librarian	0	0	0	0	0	0
Volunteer	0	1	1	0	3	5
On Leave						
Other	0	0	1	0	11	12
<b>TOTAL</b>	<b>0</b>	<b>22</b>	<b>15</b>	<b>0</b>	<b>32</b>	<b>69</b>

GROn Leave0

32 Upper Division

On Leave						
Other	0	0	0	0	0	0
TOTAL	0	21	8	0	28	57
GRAND TOTAL	0	29	13	0	31	73



Report 4C  
 UNIVERSITY OF PITTSBURGH  
 Individual Instruction Assigned Credit Hours  
 Summer Term, 2013

027 Security & Protective Svcs/Public Administration & Svcs

Faculty Rank	Under Graduate		Graduate			Total
	Lower Division	Upper Division	Master's	First Prof.	Doctoral	
<b>FULL-TIME</b>						
Professor	0	0	0	0	0	0
Associate Professor	0	0	0	0	0	0
Assistant Professor	0	0	10	0	0	10
Instructor	0	0	0	0	0	0
Lecturer	0	0	0	0	0	0
Academic Administrator						
Research Assoc./Asst.	0	0	0	0	0	0
TA/IF/GSA						
Librarian	0	0	0	0	0	0
Volunteer						
On Leave						
Other						
<b>TOTAL</b>	0	0	10	0	0	10
<b>PART-TIME</b>						
Professor	0	0	6	0	0	6
Associate Professor	0	12	0	0	0	12
Assistant Professor	0	0	3	0	0	3
Instructor	0	0	0	0	0	0
Lecturer	0	0	0	0	0	0
Academic Administrator						
Research Assoc./Asst.	0	0	0	0	0	0
TA/IF/GSA	0	0	0	0	0	0
Librarian	0	0	0	0	0	0
Volunteer	0	0	18	0	0	18
On Leave						
Other	0	0	2	0	0	2
<b>TOTAL</b>	0	12	29	0	0	41
<b>GRAND TOTAL</b>	0	12	39	0	0	51

Report 4C

UNIVERSITY OF PITTSBURGH  
Individual Instruction Assigned Credit Hours  
Summer Term, 2013

028 Social Sciences and History

Report 4C  
 UNIVERSITY OF PITTSBURGH  
 Individual Instruction Assigned Credit Hours  
 Summer Term, 2013

030 Visual and Performing Arts

Faculty Rank	Under Graduate		Graduate			Total
	Lower Division	Upper Division	Master's	First Prof.	Doctoral	
<b>FULL-TIME</b>						
Professor	0	0	0	0	0	0
Associate Professor	0	0	0	0	0	0
Assistant Professor	0	0	0	0	0	0
Instructor	0	0	0	0	0	0
Lecturer	0	0	3	0	0	3
Academic Administrator						
Research Assoc./Asst.	0	0	0	0	0	0
TA/IF/GSA						
Librarian	0	0	0	0	0	0
Volunteer						
On Leave						
Other						
<b>TOTAL</b>	0	0	3	0	0	3
<b>PART-TIME</b>						
Professor	0	0	0	0	0	0
Associate Professor	0	5	0	0	0	5
Assistant Professor	0	0	0	0	0	0
Instructor	0	0	0	0	0	0
Lecturer	0	6	3	0	0	9
Academic Administrator						
Research Assoc./Asst.	0	0	0	0	0	0
TA/IF/GSA	0	0	0	0	0	0
Librarian	0	0	0	0	0	0
Volunteer	0	13	14	0	6	33
On Leave						
Other	0	3	0	0	0	3
<b>TOTAL</b>	0	27	17	0	6	50
<b>GRAND TOTAL</b>	0	27	20	0	6	53

# **UNIVERSITY OF PITTSBURGH**



## **Report 4C**

### **Individual Instruction Assigned Credit Hours**

**Academic Year, 2013-2014**



Report 4C  
 UNIVERSITY OF PITTSBURGH  
 Individual Instruction Assigned Credit Hours  
 Academic Year, 2013-2014

\*\*\* UNIVERSITY TOTALS \*\*\*

Faculty Rank	Under Graduate		Master's	Graduate		Total
	Lower Division	Upper Division		First Prof.	Doctoral	
FULL-TIME						
Professor	17	305	896	26	1,454	



Report 4C

UNIVERSITY OF PITTSBURGH TBT0 0 0 rg295.25 eC



Report 4C

UNIVERSITY OF PITTSBURGH  
Individual Instruction Assigned Credit Hours  
Academic Year, 2013-2014

006 Computer and Information Sciences and Support Services

Faculty Rank	Under Graduate		Graduate			Total
	Lower Division	Upper Division	Master's	First Prof.	Doctoral	
<b>FULL-TIME</b>						
Professor	0	18	149	0	36	203
Associate Professor	0	29	98	0	55	182
Assistant Professor	0	6	70	0	10	86
Instructor	0	4	0	0	0	4
Lecturer	0	11	0	0	0	11
Academic Administrator						
Research Assoc./Asst.	0	0	0	0	0	0
TA/IF/GSA						
Librarian	0	0	0	0	0	0
Volunteer						
On Leave						
Other						
<b>TOTAL</b>	0	68	317	0	101	486
<b>PART-TIME</b>						
Professor	0	0	0	0	12	12
Associate Professor	0	0	0	0	0	0
Assistant Professor	0	0	0	0	0	0
Instructor	0	0	0	0	0	0
Lecturer	0	0	0	0	0	0
Academic Administrator						
Research Assoc./Asst.	0	0	0	0	0	0
TA/IF/GSA	0	0	0	0	0	0
Librarian	0	0	0	0	0	0
Volunteer	0	0	6	0	0	6
On Leave						
Other	0	3	1	0	0	4
<b>TOTAL</b>	0	3	7	0	12	22
<b>GRAND TOTAL</b>	0	71	324	0	113	508

Report 4C

UNIVERSITY OF PITTSBURGH  
Individual Instruction Assigned Credit Hours  
Academic Year, 2013-2014

008 Education

Faculty Rank	Under Graduate Lower Division	S84/R13 Division	Graduate
--------------	----------------------------------	------------------	----------

Report 4C  
 UNIVERSITY OF PITTSBURGH  
 Individual Instruction Assigned Credit Hours  
 Academic Year, 2013-2014

009 Engineering

Faculty Rank	Under Graduate			Graduate		Total
	Lower Division	Upper Division	Master's	First Prof.	Doctoral	
<b>FULL-TIME</b>						
Professor	0	40	120	0	787	947
Associate Professor	0	48	132	0	791	971
Assistant Professor	0	45	111	0	604	760
Instructor	0	0	0	0	0	0
Lecturer	0	0	0	0	0	0
Academic Administrator						
Research Assoc./Asst.	0	0	0	0	0	0
TA/IF/GSA						
Librarian	0	0	0	0	0	0
Volunteer						
On Leave						
Other						
<b>TOTAL</b>	0	133	363	0	2,182	2,678
<b>PART-TIME</b>						
Professor	0	0	0	0	0	0
Associate Professor	0	6	3	0	18	27
Assistant Professor	0					



Report 4C

UNIVERSITY OF PITTSBURGH  
 Individual Instruction Assigned Credit Hours  
 Academic Year, 2013-2014

011 Health Professions and Related Clinical Sciences

Faculty Rank	Under Graduate		Graduate			Total
	Lower Division	Upper Division	Master's	First Prof.	Doctoral	
<b>FULL-TIME</b>						
Professor	0	27	99	24	238	388
Associate Professor	0	74	187	49	284	594
Assistant Professor	20	100	309	174	136	739
Instructor	6	62	24	16	0	108
Lecturer	0	0	0	0	0	0
Academic Administrator						
Research Assoc./Asst.	0	0	0	0	0	0
TA/IF/GSA						
Librarian	0	0	0	0	0	0
Volunteer						
On Leave						
Other						
<b>TOTAL</b>	<b>26</b>	<b>263</b>	<b>619</b>	<b>263</b>	<b>658</b>	<b>1,829</b>
<b>PART-TIME</b>						
Professor	0	1	8	0	28	37
Associate Professor	0	0	6	1	2	9
Assistant Professor	0	3	21	21	2	47
Instructor	3	15	31	0	0	49
Lecturer	0	0	0	0	0	0
Academic Administrator						
Research Assoc./Asst.	0	0	0	0	0	0
TA/IF/GSA	5	0	0	0	0	5
Librarian	0	0	0	0	0	0
Volunteer	0	12	92	3	378	485
On Leave						
Other	1	4	82	31	50	168
<b>TOTAL</b>	<b>9</b>	<b>35</b>	<b>240</b>	<b>56</b>	<b>460</b>	<b>800</b>
<b>GRAND TOTAL</b>	<b>35</b>	<b>298</b>	<b>859</b>	<b>319</b>	<b>1,118</b>	<b>2,629</b>

Report 4C  
 UNIVERSITY OF PITTSBURGH  
 Individual Instruction Assigned Credit Hours  
 Academic Year, 2013-2014

014 Legal Professions and Studies

Faculty Rank	Under Graduate		Graduate			Total
	Lower Division	Upper Division	Master's	First Prof.	Doctoral	
<b>FULL-TIME</b>						
Professor	0	0	18	2	1	21
Associate Professor	0	0	0	15	0	15
Assistant Professor	0	0	0	4	0	4
Instructor	0	0	0	0	0	0
Lecturer	0	0	0	0	0	0
Academic Administrator						
Research Assoc./Asst.	0	0	0	0	0	0
TA/IF/GSA						
Librarian	0	0	0	0	0	0
Volunteer						
On Leave						
Other						
<b>TOTAL</b>	0	0	18	21	1	40
<b>PART-TIME</b>						
Professor	0	0	0	2	0	2
Associate Professor	0	0	0	6	0	6
Assistant Professor	0	0	0	2	0	2
Instructor	0	0	0	0	0	0
Lecturer	0	0	0	0	0	0
Academic Administrator						
Research Assoc./Asst.	0	0	0	0	0	0
TA/IF/GSA	0	0	0	0	0	0
Librarian	0	0	0	0	0	0
Volunteer	0	0	0	1	0	1
On Leave						
Other	0	0	15	64	0	79
<b>TOTAL</b>	0	0	15	75	0	90
<b>GRAND TOTAL</b>	0	0	33	96	1	130

Report 4C

UNIVERSITY OF PITTSBURGH  
Individual Instruction Assigned Credit Hours  
Academic Year, 2013-2014

015 English Language and Literature/Letters

Faculty Rank	Under Graduate		Graduate			Total
	Lower Division	Upper Division	Master's	First Prof.	Doctoral	
<b>FULL-TIME</b>						
Professor	0	14	11	0	20	45
Associate Professor	0	53	3	0	2	58
Assistant Professor	6	49	3	0	2	60
Instructor	0	6	0	0	0	6
Lecturer	6	35	0	0	0	41
Academic Administrator						
Research Assoc./Asst.	0	0	0	0	0	0
TA/IF/GSA						
Librarian	0	0	0	0	0	0
Volunteer						
On Leave						
Other						
<b>TOTAL</b>	12	157	17	0	24	210
<b>PART-TIME</b>						
Professor	0	0	0	0	0	0
Associate Professor	0	0	0	0	0	0
Assistant Professor	0	0	0	0	0	0
Instructor	0	3	0	0	0	3
Lecturer	1	4	0	0	0	5
Academic Administrator						
Research Assoc./Asst.	0	0	0	0	0	0
TA/IF/GSA	0	0	0	0	0	0
Librarian	0	0	0	0	0	0
Volunteer	0	0	0	0	0	0
On Leave						
Other	0	391	9	0	32	432
<b>TOTAL</b>	1	398	9	0	32	440
<b>GRAND TOTAL</b>	13	555	26	0	56	650

Report 4C  
 UNIVERSITY OF PITTSBURGH  
 Individual Instruction Assigned Credit Hours  
 Academic Year, 2013-2014

017 Library Science

Faculty Rank	Under Graduate			Graduate		Total
	Lower Division	Upper Division	Master's	First Prof.	Doctoral	
<b>FULL-TIME</b>						
Professor	0	0	6	0	9	15
Associate Professor	0	0	11	0	31	42
Assistant Professor	0	0	3	0	0	3
Instructor	0	0	0	0	0	0
Lecturer	0	0	0	0	0	0
Academic Administrator						
Research Assoc./Asst.	0	0	0	0	0	0
TA/IF/GSA						
Librarian	0	0	3	0	0	3
Volunteer						
On Leave						
Other						
<b>TOTAL</b>	0	0	23	0	40	63
<b>PART-TIME</b>						
Professor	0	0	0	0	0	0
Associate Professor	0	0	0	0	0	0
Assistant Professor	0	0	0	0	0	0
Instructor	0	0	0	0	0	0
Lecturer	0	0	0	0	0	0
Academic Administrator						
Research Assoc./Asst.	0	0	0	0	0	0
TA/IF/GSA	0	0	0	0	0	0
Librarian	0	0	0	0	0	0
Volunteer	0	0	0	0	0	0
On Leave						
Other	0	0	0	0	0	0
<b>TOTAL</b>	0	0	0	0	0	0
<b>GRAND TOTAL</b>	0	0	23	0	40	63





Report 4C

UNIVERSITY OF PITTSBURGH

## Report 4C

Report 4C

UNIVERSITY OF PITTSBURGH

Report 4C  
 UNIVERSITY OF PITTSBURGH  
 Individual Instruction Assigned Credit Hours  
 Academic Year, 2013-2014

024 Philosophy and Religion/Theology

Faculty Rank	Under Graduate		Graduate			Total
	Lower Division	Upper Division	Master's	First Prof.	Doctoral	
<b>FULL-TIME</b>						
Professor	0	4	59	0	9	72
Associate Professor	0	11	3	0	3	17
Assistant Professor	0	0	12	0	0	12
Instructor	0	0	0	0	0	0
Lecturer	0	9	0	0	0	9
Academic Administrator						
Research Assoc./Asst.	0	0	0	0	0	0
TA/IF/GSA						
Librarian	0	0	0	0	0	0
Volunteer						
On Leave						
Other						
<b>TOTAL</b>	0	24	74	0	12	110
<b>PART-TIME</b>						
Professor	0	0	0	0	0	0
Associate Professor	0	0	0	0	0	0
Assistant Professor	0	3	0	0	0	3
Instructor	0	0	0	0	0	0
Lecturer	0	0	0	0	0	0
Academic Administrator						
Research Assoc./Asst.	0	0	0	0	0	0
TA/IF/GSA	0	0	0	0	0	0
Librarian	0	0	0	0	0	0
Volunteer	0	0	0	0	0	0
On Leave						
Other	0	3	0	0	0	3
<b>TOTAL</b>	0	6	0	0	0	6
<b>GRAND TOTAL</b>	0	30	74	0	12	116

Report 4C  
 UNIVERSITY OF PITTSBURGH  
 Individual Instruction Assigned Credit Hours  
 Academic Year, 2013-2014

025 Physical Sciences

Faculty Rank	Under Graduate		Graduate			Total
	Lower Division	Upper Division	Master's	First Prof.	Doctoral	
<b>FULL-TIME</b>						
Professor	0	29	5	0	18	52
Associate Professor	0	22	2	0	6	22
Assistant Professor	0	1	0	0	0	1
Instructor	0	22	0	0	0	22
Lecturer						
Academic Administrator						
Research Assistant						
TA/IF/GSA						
Librarian	0	00	0	0	0	0
Volunteer						

0

Report 4C  
 UNIVERSITY OF PITTSBURGH  
 Individual Instruction Assigned Credit Hours  
 Academic Year, 2013-2014

026 Psychology

Faculty Rank	Under Graduate		Graduate			Total
	Lower Division	Upper Division	Master's	First Prof.	Doctoral	
<b>FULL-TIME</b>						
Professor	0	7	25	0	45	77
Associate Professor	0	46	2	0	31	79
Assistant Professor	0	26	15	0	57	98
Instructor	0	4	3	0	0	7
Lecturer	1	29	0	0	0	30
Academic Administrator						
Research Assoc./Asst.	0	0	0	0	0	0
TA/IF/GSA						
Librarian	0	0	0	0	0	0
Volunteer						
On Leave						
Other						
<b>TOTAL</b>	1	112	45	0	133	291
<b>PART-TIME</b>						
Professor	0	0	0	0	0	0
Associate Professor	0	0	0	0	0	0
Assistant Professor	0	0	0	0	0	0
Instructor	0	0	0	0	0	0
Lecturer	0	0	0	0	0	0
Academic Administrator						
Research Assoc./Asst.	0	0	0	0	0	0
TA/IF/GSA	0	0	0	0	0	0
Librarian	0	0	0	0	0	0
Volunteer	0	0	1	0	0	1
On Leave						
Other	0	0	6	0	6	12
<b>TOTAL</b>	0	0	7	0	6	13
<b>GRAND TOTAL</b>	1	112	52	0	139	304

## Report 4C

### UNIVERSITY OF PITTSBURGH Individual Instruction Assigned Credit Hours Academic Year, 2013-2014

#### 027 Security & Protective Srvcs/Public Administration & Srvcs

Faculty Rank	Under Graduate			Graduate		Total
	Lower Division	Upper Division	Master's	First Prof.	Doctoral	
<b>FULL-TIME</b>						
Professor	0	1	9	0	6	16
Associate Professor	3	23	15	0	6	47
Assistant Professor	0	10	42	0	15	67
Instructor	0	0	0	0	0	0
Lecturer	0	0	0	0	0	0
Academic Administrator						
Research Assoc./Asst.	0	0	0	0	0	0
TA/IF/GSA						
Librarian						



## Report 4C

### UNIVERSITY OF PITTSBURGH Individual Instruction Assigned Credit Hours Academic Year, 2013-2014

#### 028 Social Sciences and History

Faculty Rank	Under Graduate			Graduate		Total
	Lower Division	Upper Division	Master's	First Prof.	Doctoral	
<b>FULL-TIME</b>						
Professor	3	65	159	0	32	259
Associate Professor	0	106	79	0	23	208
Assistant Professor	0	23	27	0	0	50
Instructor	0	3	0	0	0	30
Lecturer	2	98	3	0	0	103
Academic Administrator						
Research Assoc./Asst.	0	0	0	0	0	0
TA/IF/GSA						
Librarian	0	0	0	0	0	0
Volunteer						
On Leave						
Other						
<b>TOTAL</b>	<b>5</b>	<b>295</b>	<b>268</b>	<b>0</b>	<b>55</b>	<b>623</b>
<b>PART-TIME</b>						
Professor	0	6	0	0	0	6
Associate Professor	0	18	0	0	0	18
Assistant Professor	0	4	6	0	0	

Report 4C

UNIVERSITY OF PITTSBURGH

This page intentionally left blank

# **UNIVERSITY OF PITTSBURGH**



## **Report 4D**

### **Classroom Student Credit Hours**

**Summer Term, 2013**



Report 4D  
UNIVERSITY OF PITTSBURGH  
Classroom Student Credit Hours  
Summer Term, 2013

\*\*\* UNIVERSITY TOTALS \*\*\*

Faculty Rank	Under Graduate		Master's	Graduate	Doctoral	Total
FULL-TIME	Lower Division	Upper Division		First Prof.		



Report 4D  
 UNIVERSITY OF PITTSBURGH  
 Classroom Student Credit Hours  
 Summer Term, 2013

004 Business

Faculty Rank	Under Graduate		Master's	Graduate		Total
	Lower Division	Upper Division		First Prof.	Doctoral	
<b>FULL-TIME</b>						
Professor	9	0	398	0	0	407
Associate Professor	90	45	223	0	0	358
Assistant Professor	11	60	0	0	0	71
Instructor	0	0	0	0	0	0
Lecturer	0	0	0	0	0	0
Academic Administrator	0	0	0	0	0	0



Report 4D  
 UNIVERSITY OF PITTSBURGH  
 Classroom Student Credit Hours  
 Summer Term, 2013

006 Computer and Information Sciences and Support Services

Faculty Rank	Under Graduate		Graduate			Total
	Lower Division	Upper Division	Master's	First Prof.	Doctoral	
<b>FULL-TIME</b>						
Professor	0	0	0	0	0	0
Associate Professor	39	3	36	0	0	78
Assistant Professor	0	0	0	0	0	0
Instructor	0	0	0	0	0	0
Lecturer	93	318	0	0	0	411
Academic Administrator						
Research Assoc./Asst.	0	0	0	0	0	0
TA/IF/GSA						
Librarian	0	0	0	0	0	0
Volunteer						
On Leave						
Other						
<b>TOTAL</b>	132	321	36	0	0	489
<b>PART-TIME</b>						
Professor	0	15	0	0	0	15
Associate Professor	0	0	12	0	0	12
Assistant Professor	0	0	0	0	0	0
Instructor	157	3	24	0	0	184
Lecturer	422	90	51	0	0	563
Academic Administrator						
Research Assoc./Asst.	0	0	0	0	0	0
TA/IF/GSA	0	63	75	0	0	138
Librarian	0	0	0	0	0	0
Volunteer	0	3	0	0	0	3
On Leave						
Other	75	0	0	0	0	75
<b>TOTAL</b>	654	174	162	0	0	990
<b>GRAND TOTAL</b>	786	495	198	0	0	1,479

Report 4D

UNIVERSITY OF PITTSBURGH  
Classroom Student Credit Hours  
Summer Term, 2013

008 Education

Faculty Rank	Under Graduate		Master's	Graduate		Total
	Lower Division	Upper Division		First Prof.	Doctoral	
FULL-TIME						

Report 4D  
 UNIVERSITY OF PITTSBURGH  
 Classroom Student Credit Hours  
 Summer Term, 2013

009 Engineering

Faculty Rank	Under Graduate			Graduate		Total
	Lower Division	Upper Division	Master's	First Prof.	Doctoral	
<b>FULL-TIME</b>						
Professor	0	3	0	0	0	3
Associate Professor	0	0	0	0	0	0
Assistant Professor	0	0	0	0	0	0
Instructor	0	0	0	0	0	0
Lecturer	0	0	0	0	0	0
Academic Administrator						
Research Assoc./Asst.	0	0	0	0	0	0
TA/IF/GSA						
Librarian	0	0	0	0	0	0
Volunteer						
On Leave						
Other						
<b>TOTAL</b>	<b>0</b>	<b>3</b>	<b>0</b>	<b>0</b>	<b>0</b>	<b>3</b>
<b>PART-TIME</b>						
Professor	372	185	240	0	2	799
Associate Professor	579	262	88	0	9	938
Assistant Professor	56	173	9	0	2	240
Instructor	30	0	0	0	0	30
Lecturer	26	396	240	0	0	662
Academic Administrator						
Research Assoc./Asst.	0	0	0	0	0	0
TA/IF/GSA	91	54	0	0	0	145

Report 4D

UNIVERSITY OF PITTSBURGH  
 Classroom Student Credit Hours  
 Summer Term, 2013

010 Foreign Languages, Literatures, and Linguistics

Faculty Rank	Under Graduate			Graduate		Total
	Lower Division	Upper Division	Master's	First Prof.	Doctoral	
<b>FULL-TIME</b>						
Professor	0	0	0	0	0	0
Associate Professor	0	0	0	0	0	0
Assistant Professor	0	0	0	0	0	0
Instructor	64					





Report 4D  
 UNIVERSITY OF PITTSBURGH  
 Classroom Student Credit Hours  
 Summer Term, 2013

015 English Language and Literature/Letters

Faculty Rank	Under Graduate			Graduate		Total
	Lower Division	Upper Division	Master's	First Prof.	Doctoral	
<b>FULL-TIME</b>						
Professor	0	0	0	0	0	0
Associate Professor	0	0	0	0	0	0
Assistant Professor	0	0	0	0	0	0
Instructor	0	0	0	0	0	0
Lecturer	60	39	0	0	0	99
Academic Administrator						
Research Assoc./Asst.	0	0	0	0	0	0
TA/IF/GSA						
Librarian	0	0	0	0	0	0
Volunteer						
On Leave						
Other						
<b>TOTAL</b>	<b>60</b>	<b>39</b>	<b>0</b>	<b>0</b>	<b>0</b>	<b>99</b>
<b>PART-TIME</b>						
Professor	69	48	0	0	0	117
Associate Professor	69	75	0	0	0	144
Assistant Professor	447	18	0	0	0	465
Instructor	240	21	0	0	0	261
Lecturer	152	135	0	0	0	287
Academic Administrator						
Research Assoc./Asst.	0	0	0	0	0	0
TA/IF/GSA	1,593	93	0	0	0	1,686
Librarian	0	0	0	0	0	0
Volunteer	30	0	0	0	0	30
On Leave						

Report 4D

UNIVERSITY OF PITTSBURGH  
Classroom Student Credit Hours  
Summer Term, 2013

017 Library Science

Faculty Rank	Under Graduate		Master's	Graduate		Total
	Lower Division	Upper Division		First Prof.	Doctoral	
<b>FULL-TIME</b>						
Professor	0	0	0	0	0	0
Associate Professor	0	0	54	0	0	54
Assistant Professor	0	0	78	0	0	78
Instructor	0	0	0	0	0	0
Lecturer	0	0	0	0	0	0
Academic Administrator						
Research Assoc./Asst.	0	0	0	0	0	0
TA/IF/GSA						
Librarian	0	0	225	0	0	225
Volunteer						
On Leave						
Other						
<b>TOTAL</b>	<b>0</b>	<b>0</b>	<b>357</b>	<b>0</b>	<b>0</b>	<b>357</b>
<b>PART-TIME</b>						
Professor	0	0	11	0	0	11
Associate Professor	0	0	138	0	0	138
Assistant Professor	0	0	54	0	0	54
Instructor	0	0	0	0	0	0
Lecturer	0	0	202	0	0	202
Academic Administrator						
Research Assoc./Asst.	0	0	0	0	0	0
TA/IF/GSA	0	0	285	0	0	285
Librarian	0	0	0	0	0	0
Volunteer	0	0	15	0	0	15
On Leave						
Other	0	0	4	0	0	4
<b>TOTAL</b>	<b>0</b>	<b>0</b>	<b>709</b>	<b>0</b>	<b>0</b>	<b>709</b>
<b>GRAND TOTAL</b>	<b>0</b>	<b>0</b>	<b>1,066</b>	<b>0</b>	<b>0</b>	<b>1,066</b>





Report 4D  
 UNIVERSITY OF PITTSBURGH  
 Classroom Student Credit Hours  
 Summer Term, 2013

019 Mathematics and Statistics

Faculty Rank	Under Graduate			Graduate		Total
	Lower Division	Upper Division	Master's	First Prof.	Doctoral	
<b>FULL-TIME</b>						
Professor	0	0	0	0	0	0
Associate Professor	0	0	0	0	0	0
Assistant Professor	0	0	0	0	0	0

# Report 4D

## UNIVERSITY OF PITTSBURGH Classroom Student Credit Hours Summer Term, 2013

### 021 Multi/Interdisciplinary Studies

Faculty Rank	Under Graduate			Graduate		Total
	Lower Division	Upper Division	Master's	First Prof.	Doctoral	
<b>FULL-TIME</b>						
		0	0	0	0	0
Associate Professor	0	0	0	0	0	0
Assistant Professor		0	0	0	0	0
Instructor	0	0	0	0	0	0
		0	142	0	0	142
Academic Administrator						
TA/IF/GSA						
an		0		0	0	0
Volunteer						
On Leave						

Report 4D

UNIVERSITY OF PITTSBURGH  
Classroom Student Credit Hours  
Summer Term, 2013

024 Philosophy and Religion/Theology

Faculty Rank	Under Graduate		Master's	Graduate	Under Graduate
	Lower Division	Upper Division		First Prof.	

Report 4D

UNIVERSITY OF PITTSBURGH  
Classroom Student Credit Hours  
Summer Term, 2013

025 Om3t 4DUNIVERSITY OF PITTSBURGH



Report 4D

UNIVERSITY OF PITTSBURGH  
Classroom Student Credit Hours  
Summer Term, 2013

027 Security & Protective Svcs/Public Administration & Svcs

Faculty Rank	Under Graduate		Master's	Graduate
	Lower Division	Upper Division		First Prof.

Report 4D  
 UNIVERSITY OF PITTSBURGH  
 Classroom Student Credit Hours  
 Summer Term, 2013

028 Social Sciences and History

Faculty Rank	Under Graduate		Graduate			Total
	Lower Division	Upper Division	Master's	First Prof.	Doctoral	
<b>FULL-TIME</b>						
Professor	51	0	0	0	0	51
Associate Professor	39	0	0	0	0	39
Assistant Professor	0	0	0	0	0	0
Instructor	0	0	0	0	0	0
Lecturer	0	27	109	0	0	136
Academic Administrator						
Research Assoc./Asst.	0	0	0	0	0	0
TA/IF/GSA						
Librarian	0	0	0	0	0	0
Volunteer						
On Leave						
Other						
<b>TOTAL</b>	<b>90</b>	<b>27</b>	<b>109</b>	<b>0</b>	<b>0</b>	<b>226</b>
<b>PART-TIME</b>						
Professor	72	123	0	0	0	195
Associate Professor	455	102	0	0	0	557
Assistant Professor	224	29	0	0	0	253
Instructor	564	66	0	0	0	630
Lecturer	330	231	0	0	0	561
Academic Administrator						
Research Assoc./Asst.	0	0	0	0	0	0
TA/IF/GSA	2,118	381	0	0	0	2,499
Librarian	0	0	0	0	0	0
Volunteer	0	35	0	0	0	35
On Leave						
Other	0	48	0	0	0	48
<b>TOTAL</b>	<b>3,763</b>	<b>1,015</b>	<b>0</b>	<b>0</b>	<b>0</b>	<b>4,778</b>
<b>GRAND TOTAL</b>	<b>3,853</b>	<b>1,042</b>	<b>109</b>	<b>0</b>	<b>0</b>	<b>5,004</b>



Report 4D

UNIVERSITY OF PITTSBURGH  
Classroom Student Credit Hours  
Summer Term, 2013

**UNIVERSITY OF Ddr1cFe0dTBT0 0 n, UNIVERSITReport 4DUN**



Report 4D  
UNIVERSITY OF PITTSBURGH  
Classroom Student Credit Hours  
Academic Year, 2013-2014

\*\*\* UNIVERSITY TOTALS \*\*\*

Faculty Rank	Under Graduate		Master's	Graduate
	Lower Division	Upper Division		

Report 4D

UNIVERSITY OF PITTSBURGH

Report 4D

UNIVERSITY OF PITTSBURGH  
Classroom Student Credit Hours  
Academic Year, 2013-2014

004 Business

Faculty Rank

Under Graduate

Graduate

# Report 4D

## UNIVERSITY OF PITTSBURGH Classroom Student Credit Hours Academic Year, 2013-2014

### 006 Computer and Information Sciences and Support Services

Faculty Rank	Under Graduate			Graduate		Total
	Lower Division	Upper Division	Master's	First Prof.	Doctoral	
<b>FULL-TIME</b>						
Professor	356	903	1,699	0	42	3,000
Associate Professor	1,938	1,303	2,536	0	105	5,882
Assistant Professor	1,147	549	587	0	57	2,340
Instructor	1,882	409	0	0	0	2,291
Lecturer	2,368	2,001	0	0	0	4,369
Academic Administrator						
Research Assoc./Asst.	0	0	0	0	0	0
TA/IF/GSA						
Librarian	0	0	0	0	0	0
Volunteer						
On Leave						
Other						
<b>TOTAL</b>	<b>7,691</b>	<b>5,165</b>	<b>4,822</b>	<b>0</b>	<b>204</b>	<b>17,882</b>
<b>PART-TIME</b>						
Professor	0	0	15	0	0	15
Associate Professor	0	0		DecturerLecturerLect0rer	0	0
Assistant Professor	0	0	123			

	Graduate			Total		
	Master's	First Prof.	Doctoral			
	252	0	604	912		
	1,337	0	845	5,861		
	2,142	0	366	7,924		
	0	0	0	3,742		
	0	0	0	0		
	0	258	0	58	316	
	0	0	0	0	0	
	7,603	3,989	0	1,873	18,755	
	0	0	0	69	69	
	0	75	0	0	75	
	67	536	0	81	687	
	1,969	1,792	0	186	5,773	
	69	0	0	0	90	
	0	0	0	0	0	
	443	792	0	0	2,167	
	0	0	0	0	0	
	9	0	0	0	9	
	1,487	703	313	0	6	2,509
	4,278	3,251	3,508	0	342	11,379
	9,568	10,854	7,497	0	2,215	30,134



Report 4D

UNIVERSITY OF PITTSBURGH

Report 4D  
 UNIVERSITY OF PITTSBURGH  
 Classroom Student Credit Hours  
 Academic Year, 2013-2014

010 Foreign Languages, Literatures, and Linguistics

Faculty Rank	Under Graduate		Graduate			Total
	Lower Division	Upper Division	Master's	First Prof.	Doctoral	
<b>FULL-TIME</b>						
Professor	1,638	1,300	471	0	0	3,409
Associate Professor	1,683	2,193	309	0	33	4,218
Assistant Professor	1,259	1,283	204	0	0	2,746
Instructor	2,257	470	31	0	0	2,758
Lecturer	2,440	1,801	97	0	0	4,338
Academic Administrator						
Research Assoc./Asst.	0	0	0	0	0	0
TA/IF/GSA						
Librarian	0	0	0	0	0	0
Volunteer						
On Leave						
Other						
<b>TOTAL</b>	<b>9,277</b>	<b>7,047</b>	<b>1,112</b>	<b>0</b>	<b>33</b>	<b>17,469</b>
<b>PART-TIME</b>						
Professor	0	23	0	0	0	23
Associate Professor	0	120	0	0	0	120
Assistant Professor	0	0	0	0	0	0
Instructor	7,037	1,214	0	0	0	8,251
Lecturer	3,730	1,292	33	0	0	5,055
Academic Administrator						
Research Assoc./Asst.	0	0	0	0	0	0
TA/IF/GSA	7,332	698	0	0	0	8,030
Librarian	0	0	0	0	0	0
Volunteer	15	0	0	0	0	15
On Leave						
Other	612	400	6	0	0	1,018
<b>TOTAL</b>	<b>18,726</b>	<b>3,747</b>	<b>39</b>	<b>0</b>	<b>0</b>	<b>22,512</b>
<b>GRAND TOTAL</b>	<b>28,003</b>	<b>10,794</b>	<b>1,151</b>	<b>0</b>	<b>33</b>	<b>39,981</b>

Report 4D

UNIVERSITY OF PITTSBURGH

Report 4D

UNIVERSITY OF PITTSBURGH  
Classroom Student Credit Hours  
Academic Year, 2013-2014

014 Legal Professions and Studies

Faculty Rank	Under Graduate		Master's	Graduate		Total
	Lower Division	Upper Division		First Prof.	Doctoral	
FULL-TIME						

Report 4D

UNIVERSITY OF PITTSBURGH  
Classroom Student Credit Hours  
Academic Year, 2013-2014

015 English Language and Literature/Letters

Faculty Rank	Under Graduate		Graduate			Total
	Lower Division	Upper Division	Master's	First Prof.	Doctoral	
<b>FULL-TIME</b>						
Professor	2,302	1,781	250	0	0	4,333
Associate Professor	6,778	2,493	428	0	21	9,720
Assistant Professor	5,900	3,053	252	0	30	9,235
Instructor	603	213	0	0	0	816
Lecturer	7,181	4,079	21	0	0	11,281
Academic Administrator						
Research Assoc./Asst.	0	0	0	0	0	0
TA/IF/GSA						
Librarian	0	0	0	0	0	0
Volunteer						
On Leave						
Other						
<b>TOTAL</b>	<b>22,764</b>	<b>11,619</b>	<b>951</b>	<b>0</b>	<b>51</b>	<b>35,385</b>
<b>PART-TIME</b>						
Professor	60	51	0	0	0	111
Associate Professor	42	39	0	0	0	81
Assistant Professor	648	303	0	0	0	951
Instructor	14,148	2,379	150	0	0	16,677
Lecturer	7,054	2,184	0	0	0	9,238
Academic Administrator						
Research Assoc./Asst.	0	0	0	0	0	0
TA/IF/GSA	11,232	0	0	0	0	11,232
Librarian	0	0	0	0	0	0
Volunteer	0	0	0	0	0	0
On Leave						
Other	650	207	80	0	0	937
<b>TOTAL</b>	<b>33,834</b>	<b>5,163</b>	<b>230</b>	<b>0</b>	<b>0</b>	<b>39,227</b>
<b>GRAND TOTAL</b>	<b>56,598</b>	<b>16,782</b>	<b>1,181</b>	<b>0</b>	<b>51</b>	<b>74,612</b>

Report 4D

UNIVERSITY OF PITTSBURGH  
Classroom Student Credit Hours  
Academic Year, 2013-2014

017 Library Science

Faculty Rank	Under Graduate		Graduate			Total
	Lower Division	Upper Division	Master's	First Prof.	Doctoral	
<b>FULL-TIME</b>						
Professor	0	0	208	0	15	223
Associate Professor	0	0	922	0	0	922
Assistant Professor	0	0	492	0	51	543
Instructor	0	0	0	0	0	0
Lecturer	0	0	0	0	0	0
Academic Administrator						
Research Assoc./Asst.	0	0	0	0	0	0
TA/IF/GSA						
Librarian	18	0	709	0	0	727
Volunteer						
On Leave						
Other						
<b>TOTAL</b>	<b>18</b>	<b>0</b>	<b>2,331</b>	<b>0</b>	<b>66</b>	<b>2,415</b>
<b>PART-TIME</b>						
Professor	0	0	18	0	0	18
Associate Professor	0	0	0	0	0	0
Assistant Professor	0	0	0	0	0	0
Instructor	0	0	0	0	0	0
Lecturer	0	0	53	0	0	53
Academic Administrator						
Research Assoc./Asst.	0	0	0	0	0	0
TA/IF/GSA	0	0	419	0	0	419
Librarian	0	99	0	0	0	99
Volunteer	0	0	0	0	0	0
On Leave						
Other	8	0	0	0	5	13
<b>TOTAL</b>	<b>8</b>	<b>99</b>	<b>490</b>	<b>0</b>	<b>5</b>	<b>602</b>
<b>GRAND TOTAL</b>	<b>26</b>	<b>99</b>	<b>2,821</b>	<b>0</b>	<b>71</b>	<b>3,017</b>

# Report 4D

## UNIVERSITY OF PITTSBURGH Classroom Student Credit Hours Academic Year, 2013-2014

018 Biological and Biomedical Sciences

Faculty Rank	Under Graduate		Graduate			Total
	Lower Division	Upper Division	Master's	First Prof.	Doctoral	
<b>FULL-TIME</b>						
Professor	66	3,515	636	0	0	4,217
Associate Professor	4,737	1,434	81	0	0	6,252
Assistant Professor	3,629	1,999	101	0	0	5,729
Instructor	1,925	248	0	0	0	2,173
Lecturer	8,617	2,911	183	0	0	11,711
Academic Administrator						
Research Assoc./Asst.	0	22	0	0	0	22
TA/IF/GSA						
Librarian	0	0	0	0	0	0
Volunteer						
On Leave						
Other						
<b>TOTAL</b>	<b>18,974</b>	<b>10,129</b>	<b>1,001</b>	<b>0</b>	<b>0</b>	<b>30,104</b>
<b>PART-TIME</b>						
Professor	0	0	0	0	0	0
Associate Professor	0	240	7	0	0	247
Assistant Professor	861	24	0	0	0	885
Instructor	2,430	205	0	0	0	2,635
Lecturer	1,459	139	0	0	0	1,598
Academic Administrator						
Research Assoc./Asst.	0	0	0	0	0	0
TA/IF/GSA	1,588	1,222	114	0	0	2,924
Librarian	0	0	0	0	0	0
Volunteer	0	0	39	0	0	39
On Leave						
Other	865	279	775	0	2	1,921
<b>TOTAL</b>	<b>7,203</b>	<b>2,109</b>	<b>935</b>	<b>0</b>	<b>2</b>	<b>10,249</b>
<b>GRAND TOTAL</b>	<b>26,177</b>	<b>12,238</b>	<b>1,936</b>	<b>0</b>	<b>2</b>	<b>40,353</b>

Report 4D  
 UNIVERSITY OF PITTSBURGH  
 Classroom Student Credit Hours  
 Academic Year, 2013-2014

019 Mathematics and Statistics

Faculty Rank	Under Graduate			Graduate		Total
	Lower Division	Upper Division	Master's	First Prof.	Doctoral	
<b>FULL-TIME</b>						
Professor	4,382	1,631	656	0	207	6,876
Associate Professor	3,837	1,651	152	0	114	5,754
Assistant Professor	3,440	1,066	366	0	75	4,947
Instructor	7,750	215	0	0	0	7,965
Lecturer	7,526	1,511	418	0	0	9,455
Academic Administrator						
Research Assoc./Asst.	0	0	0	0	0	0
TA/IF/GSA						
Librarian	0	0	0	0	0	0
Volunteer						
On Leave						
Other						
<b>TOTAL</b>	26,935	6,074	1,592	0	396	34,997
<b>PART-TIME</b>						
Professor	0	0	57	0	21	78
Associate Professor	0	0	0	0	0	0
Assistant Professor	0	0	0	0	0	0
Instructor	12,114	4,484	0	0	0	16,598
Lecturer	2,440	0	0	0	0	2,440
Academic Administrator						
Research Assoc./Asst.	0	0	0	0	0	0
TA/IF/GSA	1,929	49	11	0	0	1,989
Librarian	0		0	0		



Report 4D

UNIVERSITY OF PITTSBURGH

Report 4D

UNIVERSITY OF PITTSBURGH  
Classroom Student Credit Hours  
Academic Year, 2013-2014

021 Multi/Interdisciplinary Studies

Faculty Rank	Under Graduate			Graduate
	Lower Division	Upper Division	Master's	

Report 4D

UNIVERSITY OF PITTSBURGH  
Classroom Student Credit Hours  
Academic Year, 2013-2014

024 Philosophy and Religion/Theology

Faculty Rank	Under Graduate		Graduate			Total
	Lower Division	Upper Division	Master's	First Prof.	Doctoral	
<b>FULL-TIME</b>						
Professor	2,205	603	279	0	0	3,087
Associate Professor	1,745	560	0	0	3	2,308
Assistant Professor	1,755	611	78	0	3	2,447
Instructor	0	0	0	0	0	0
Lecturer	1,268	2,500	81	0	0	3,849
Academic Administrator						
Research Assoc./Asst.	0	0	0	0	0	0
TA/IF/GSA						
Librarian	0	0	0	0	0	0
Volunteer						
On Leave						
Other						
<b>TOTAL</b>	<b>6,973</b>	<b>4,274</b>	<b>438</b>	<b>0</b>	<b>6</b>	<b>11,691</b>
<b>PART-TIME</b>						
Professor	84	0	21	0	0	105
Associate Professor	0	0	0	0	0	0
Assistant Professor	450	285	30	0	0	765
Instructor	474	0	0	0	0	474
Lecturer	3,048	372	0	0	0	3,420
Academic Administrator						
Research Assoc./Asst.	0	0	0	0	0	0
TA/IF/GSA	960	108	0	0	0	1,068
Librarian	0	0	0	0	0	0
Volunteer	0	0	0	0	0	0
On Leave						
Other	51	474	0	0	0	525
<b>TOTAL</b>	<b>5,067</b>	<b>1,239</b>	<b>51</b>	<b>0</b>	<b>0</b>	<b>6,357</b>
<b>GRAND TOTAL</b>	<b>12,040</b>	<b>5,513</b>	<b>489</b>	<b>0</b>	<b>6</b>	<b>18,048</b>

Report 4D

UNIVERSITY OF PITTSBURGH  
Classroom Student Credit Hours  
Academic Year, 2013-2014

025 Physical Sciences

Faculty Rank	Under Graduate		Graduate	
	Lower Division	Upper Division	Master's	First Professional

Report 4D  
 UNIVERSITY OF PITTSBURGH  
 Classroom Student Credit Hours  
 Academic Year, 2013-2014

026 Psychology

Faculty Rank	Under Graduate		Graduate			Total
	Lower Division	Upper Division	Master's	First Prof.	Doctoral	
<b>FULL-TIME</b>						
Professor	645	790	656	0	81	2,172
Associate Professor	3,374	1,422	608	0	164	5,568
Assistant Professor	3,427	2,164	733	0	141	6,465
Instructor	0	297	0	0	0	297
Lecturer	5,194	432	40	0	0	5,666
Academic Administrator						
Research Assoc./Asst.	0	0	10	0	0	10
TA/IF/GSA						
Librarian	0	0	0	0	0	0
Volunteer						
On Leave						
Other						
<b>TOTAL</b>	12,640	5,105	2,047	0	386	20,178
<b>PART-TIME</b>						
Professor	0	0	42	0	0	42
Associate Professor	0	168	0	0	0	168
Assistant Professor	285	21	81	0	0	387
Instructor	1,092	1,172	243	0	0	2,507
Lecturer	1,176	711	0	0	0	1,887
Academic Administrator						
Research Assoc./Asst.	0	0	0	0	0	0
TA/IF/GSA	11,950	2,079	751	0	0	14,780
Librarian	0	0	0	0	0	0
Volunteer	0	0	0	0	0	0
On Leave						
Other	929	532	45	0	0	1,506
<b>TOTAL</b>	15,432	4,683	1,162	0	0	21,277
<b>GRAND TOTAL</b>	28,072	9,788	3,209	0	386	41,455



## Report 4D

### UNIVERSITY OF PITTSBURGH Classroom Student Credit Hours Academic Year, 2013-2014

028 Social Sciences and History

Faculty Rank	Under Graduate		Graduate			Total
	Lower Division	Upper Division	Master's	First Prof.	Doctoral	
<b>FULL-TIME</b>						
Professor	7,319	4,853	849	0	17	13,038
Associate Professor	14,182	5,626	748	0	83	20,639
Assistant Professor	6,279	4,063	387	0	21	10,750
Instructor	321	147	0	0	0	468
Lecturer	7,984	4,327	266	0	0	12,577
Academic Administrator						
Research Assoc./Asst.	0	0	0	0	0	0
TA/IF/GSA						
Librarian	0	0	0	0	0	0
Volunteer						
On Leave						
Other						
<b>TOTAL</b>	<b>36,085</b>	<b>19,016</b>	<b>2,250</b>	<b>0</b>	<b>121</b>	<b>57,472</b>
<b>PART-TIME</b>						
Professor	108	0	33	0	11	152
Associate Professor	5,173	177	27	0	0	5,377
Assistant Professor	498	969	18	0	0	1,485
Instructor	5,282	3,689	63	0	0	9,034
Lecturer	5,805	1,320	33	0	0	7,158
Academic Administrator						
Research Assoc./Asst.	0	0	0	0	0	0
TA/IF/GSA	14,585	1,634	14	0	0	16,233
Librarian	0	0	0	0	0	0
Volunteer	357	0	3	0	0	360
On Leave						
Other	813	885	46	0	0	1,744
<b>TOTAL</b>	<b>32,621</b>	<b>8,674</b>	<b>237</b>	<b>0</b>	<b>11</b>	<b>41,543</b>
<b>GRAND TOTAL</b>	<b>68,706</b>	<b>27,690</b>	<b>2,487</b>	<b>0</b>	<b>132</b>	<b>99,015</b>

Report 4D

UNIVERSITY OF PITTSBURGH  
Classroom Student Credit Hours  
Academic Year, 2013-2014


030 Visual and Performing Arts

Faculty Rank	Under Graduate		Graduate			Total
	Lower Division	Upper Division	Master's	First Prof.	Doctoral	
<b>FULL-TIME</b>						
Professor	1,430	408	308	0	0	2,146
Associate Professor	1,670	574	105	0	0	2,349
Assistant Professor	2,303	530	648	0	0	3,481
Instructor	382	86	0	0	0	468
Lecturer	2,000	176	161	0	0	2,337
Academic Administrator						
Research Assoc./Asst.	0	0	0	0	0	0
TA/IF/GSA						
Librarian	0	0	0	0	0	0
Volunteer						
On Leave						
Other						
<b>TOTAL</b>	<b>7,785</b>	<b>1,774</b>	<b>1,222</b>	<b>0</b>	<b>0</b>	<b>10,781</b>
<b>PART-TIME</b>						
Professor	0	0	0	0	0	0
Associate Professor	0	0	0	0	0	0
Assistant Professor	144	45	0	0	0	189
Instructor	6,992	1,135	0	0	0	8,127
Lecturer	3,949	638	294	0	0	4,881
Academic Administrator						
Research Assoc./Asst.	0	0	0	0	0	0
TA/IF/GSA	5,328	248	23	0	0	5,599
Librarian	0	0	0	0	0	0
Volunteer	0	4	0	0	0	4
On Leave						
Other	1,520	225	2	0	0	1,747
<b>TOTAL</b>	<b>17,933</b>	<b>2,295</b>	<b>319</b>	<b>0</b>	<b>0</b>	<b>20,547</b>
<b>GRAND TOTAL</b>	<b>25,718</b>	<b>4,069</b>	<b>1,541</b>	<b>0</b>	<b>0</b>	<b>31,328</b>



This page intentionally left blank

# **UNIVERSITY OF PITTSBURGH**



## **Report 4E**

### **Individual Instruction Student Credit Hours**

**Summer Term, 2013**



Report 4E  
 UNIVERSITY OF PITTSBURGH  
 Individual Instruction Student Credit Hours  
 Summer Term, 2013

\*\*\* UNIVERSITY TOTALS \*\*\*

Faculty Rank	Under Graduate		Master's	Graduate		Total
	Lower Division	Upper Division		First Prof.	Doctoral	
<b>FULL-TIME</b>						
Professor	0	3	75	3	89	170
Associate Professor	0	21	244	369	64	698
Assistant Professor	92	135	1,959	2,387	35	4,608
Instructor	0	189	0	15	0	204
Lecturer	0	76	5	0	2	83
Academic Administrator						
Research Assoc./Asst.	0	38	0	0	0	38
TA/IF/GSA						
Librarian	0	0	3	0	0	3
Volunteer						
On Leave						
Other						
<b>TOTAL</b>	<b>92</b>	<b>462</b>	<b>2,286</b>	<b>2,774</b>	<b>190</b>	<b>5,804</b>
<b>PART-TIME</b>						
Professor	0	54	507	0	325	886
Associate Professor	0	231	269	0	371	871
Assistant Professor	4	283	295	206	137	925
Instructor	33	118	180	0	15	346
Lecturer	4	87	40	0	0	131
Academic Administrator						
Research Assoc./Asst.	0	0	0	0	0	0
TA/IF/GSA	0	0	0	0	0	0
Librarian	0	0	0	0	0	0
Volunteer	0	186	223	0	122	531
On Leave						
Other	11	1,665	404	643	99	2,822
<b>TOTAL</b>	<b>52</b>	<b>2,624</b>	<b>1,918</b>	<b>849</b>	<b>1,069</b>	<b>6,512</b>
<b>GRAND TOTAL</b>	<b>144</b>	<b>3,086</b>	<b>4,204</b>	<b>3,623</b>		

Report 4E

UNIVERSITY OF PITTSBURGH

Report 4E  
 UNIVERSITY OF PITTSBURGH  
 Individual Instruction Student Credit Hours  
 Summer Term, 2013

004 Business

Faculty Rank	Under Graduate		Graduate			Total
	Lower Division	Upper Division	Master's	First Prof.	Doctoral	
<b>FULL-TIME</b>						
Professor	0	0	0	0	9	9
Associate Professor	0	4	0	0	0	4
Assistant Professor	0	94	0	0	0	94
Instructor	0	0	0	0	0	0
Lecturer	0	0	0	0	0	0
Academic Administrator						
Research Assoc./Asst.	0	0	0	0	0	0
TA/IF/GSA						
Librarian	0	0	0	0	0	0
Volunteer						
On Leave						
Other						
<b>TOTAL</b>	0	98	0	0	9	107
<b>PART-TIME</b>						
Professor	0	0	0	0	0	0
Associate Professor	0	12	0	0	0	12
Assistant Professor	0	45	91	0	0	136
Instructor	0	0	0	0	0	0
Lecturer	0	0	31	0	0	31
Academic Administrator						
Research Assoc./Asst.	0	0	0	0	0	0
TA/IF/GSA	0	0	0	0	0	0
Librarian	0	0	0	0	0	0
Volunteer	0	3	0	0	0	3
On Leave						
Other	0	79	65	0	22	166
<b>TOTAL</b>	0	139	187	0	22	348
<b>GRAND TOTAL</b>	0	237	187	0	31	455

Report 4E

UNIVERSITY OF PITTSBURGH  
Individual Instruction Student Credit Hours  
Summer Term, 2013

006 Computer and Information Sciences and Support Services

Faculty Rank	Under Graduate		Master's	Graduate
	Lower Division	Upper Division		First Prof.

Report 4E  
UNIVERSITY OF PITTSBURGH  
Individual Instruction Student Credit Hours  
Summer Term, 2013

008 Education

Faculty Rank	Under Graduate		Graduate	
	Lower Division	Upper Division	Master's	First Prof.



Report 4E  
 UNIVERSITY OF PITTSBURGH  
 Individual Instruction Student Credit Hours  
 Summer Term, 2013

009 Engineering

Faculty Rank	Under Graduate			Graduate		Total
	Lower Division	Upper Division	Master's	First Prof.	Doctoral	
<b>FULL-TIME</b>						
Professor	0	0	0	0	10	10
Associate Professor	0	0	0	0	0	0
Assistant Professor	0	0	0	0	0	0
Instructor	0	0	0	0	0	0
Lecturer	0	0	0	0	0	0
Academic Administrator						
Research Assoc./Asst.	0	0	0	0	0	0
TA/IF/GSA						
Librarian	0	0	0	0	0	0



# Report 4E

## UNIVERSITY OF PITTSBURGH Individual Instruction Student Credit Hours Summer Term, 2013

### 011 Health Professions and Related Clinical Sciences

Faculty Rank	Under Graduate			Graduate		Total
	Lower Division	Upper Division	Master's	First Prof.	Doctoral	
<b>FULL-TIME</b>						
Professor	0	3	75	3	67	148
Associate Professor	0	9	149	369	50	577

Report 4E

UNIVERSITY OF PITTSBURGH

Report 4E  
 UNIVERSITY OF PITTSBURGH  
 Individual Instruction Student Credit Hours  
 Summer Term, 2013

015 English Language and Literature/Letters

Faculty Rank	Under Graduate			Graduate		Total
	Lower Division	Upper Division	Master's	First Prof.	Doctoral	
<b>FULL-TIME</b>						
Professor	0	0	0	0	0	0
Associate Professor	0	0	0	0	0	0
Assistant Professor	0	0	0	0	0	0
Instructor	0	0	0	0	0	0
Lecturer	0	20	0	0	0	20
Academic Administrator						
Research Assoc./Asst.	0	0	0	0	0	0
TA/IF/GSA						
Librarian	0	0	0	0	0	0
Volunteer						
On Leave						
Other						
<b>TOTAL</b>	0	20	0	0	0	20
<b>PART-TIME</b>						

Report 4E

UNIVERSITY OF PITTSBURGH



## Report 4E



Report 4E  
 UNIVERSITY OF PITTSBURGH  
 Individual Instruction Student Credit Hours  
 Summer Term, 2013

021 Multi/Interdisciplinary Studies

Faculty Rank	Under Graduate		Master's	Graduate		Total
	Lower Division	Upper Division		First Prof.	Doctoral	
<b>FULL-TIME</b>						
Professor	0	0	0	0	0	0
Associate Professor	0	0	0	0	0	0
Assistant Professor	0	0	0	0	0	0
Instructor	0	0	0	0	0	0
Lecturer	0	0	0	0	0	0
Academic Administrator						
Research Assoc./Asst.	0	38	0	0	0	38
TA/IF/GSA						
Librarian	0	0	0	0	0	0

Report 4E  
 UNIVERSITY OF PITTSBURGH  
 Individual Instruction Student Credit Hours  
 Summer Term, 2013

024 Philosophy and Religion/Theology

Faculty Rank	Under Graduate		Graduate			Total
	Lower Division	Upper Division	Master's	First Prof.	Doctoral	
<b>FULL-TIME</b>						
Professor	0	0	0	0	0	0
Associate Professor	0	0	0	0	0	0
Assistant Professor	0	0	0	0	0	0
Instructor	0	0	0	0	0	0
Lecturer	0	0	0	0	0	0
Academic Administrator						
Research Assoc./Asst.	0	0	0	0	0	0
TA/IF/GSA						
Librarian	0	0	0	0	0	0
Volunteer						
On Leave						
Other						
<b>TOTAL</b>	0	0	0	0	0	0
<b>PART-TIME</b>						
Professor	0	0	0	0	0	0
Associate Professor	0	0	0	0	0	0
Assistant Professor	0	0	0	0	0	0
Instructor	0	0	0	0	0	0
Lecturer	0	0	0	0	0	0
Academic Administrator						
Research Assoc./Asst.	0	0	0	0	0	0
TA/IF/GSA	0	0	0	0	0	0
Librarian	0	0	0	0	0	0
Volunteer	0	0	0	0	0	0
On Leave						
Other	0	321	0	0	0	321
<b>TOTAL</b>	0	321	0	0	0	321
<b>GRAND TOTAL</b>	0	321	0	0	0	321



Report 4E

UNIVERSITY OF PITTSBURGH

Report 4E  
 UNIVERSITY OF PITTSBURGH  
 Individual Instruction Student Credit Hours  
 Summer Term, 2013

027 Security & Protective Svcs/Public Administration & Svcs

Faculty Rank	Under Graduate		Graduate			Total
	Lower Division	Upper Division	Master's	First Prof.	Doctoral	
<b>FULL-TIME</b>						
Professor	0	0	0	0	0	0
Associate Professor	0	0	0	0	0	0
Assistant Professor	0	0	10	0	0	10
Instructor	0	0	0	0	0	0
Lecturer	0	0	0	0	0	0
Academic Administrator						
Research Assoc./Asst.	0	0	0	0	0	0
TA/IF/GSA						
Librarian	0	0	0	0	0	0
Volunteer						
On Leave						
Other						
<b>TOTAL</b>	0	0	10	0	0	10
<b>PART-TIME</b>						
Professor	0	0	6	0	0	6
Associate Professor	0	48	0	0	0	48
Assistant Professor	0	0	12	0	0	12
Instructor	0	0	0	0	0	0
Lecturer	0	0	0	0	0	0
Academic Administrator						
Research Assoc./Asst.	0	0	0	0	0	0
TA/IF/GSA	0	0	0	0	0	0
Librarian	0	0	0	0	0	0
Volunteer	0	0	18	0	0	18
On Leave						
Other	0	0	2	0	0	2
<b>TOTAL</b>	0	48	38	0	0	86
<b>GRAND TOTAL</b>	0	48	48	0	0	96

Report 4E  
 UNIVERSITY OF PITTSBURGH  
 Individual Instruction Student Credit Hours  
 Summer Term, 2013

028 Social Sciences and History


Faculty Rank	Under Graduate		Graduate			Total
	Lower Division	Upper Division	Master's	First Prof.	Doctoral	
<b>FULL-TIME</b>						
Professor	0	0	0	0	0	0
Associate Professor	0	6	0	0	0	6
Assistant Professor	0	0	0	0	0	0
Instructor	0	0	0	0	0	0
Lecturer	0	9	2	0	0	11
Academic Administrator						
Research Assoc./Asst.	0	0	0	0	0	0
TA/IF/GSA						
Librarian	0	0	0	0	0	0
Volunteer						
On Leave						
Other						
<b>TOTAL</b>	0	15	2	0	0	17
<b>PART-TIME</b>						
Professor	0	25	6	0	0	31
Associate Professor	0	36	3	0	0	39
Assistant Professor	0	18	3	0	0	21
Instructor	0	0	0	0	0	0
Lecturer	0	14	0	0	0	14
Academic Administrator						
Research Assoc./Asst.	0	0	0	0	0	0
TA/IF/GSA	0	0	0	0	0	0
Librarian	0	0	0	0	0	0
Volunteer	0	32	28	0	17	77
On Leave						
Other	0	1	4	0	9	14
<b>TOTAL</b>	0	126	44	0	26	196
<b>GRAND TOTAL</b>	0	141	46	0	26	213

Report 4E  
 UNIVERSITY OF PITTSBURGH  
 Individual Instruction Student Credit Hours  
 Summer Term, 2013

030 Visual and Performing Arts

Faculty Rank	Under Graduate		Graduate			Total
	Lower Division	Upper Division	Master's	First Prof.	Doctoral	
<b>FULL-TIME</b>						
Professor	0	0	0	0	0	0
Associate Professor	0	0	0	0	0	0
Assistant Professor	0	0	0	0	0	0
Instructor	0	0	0	0	0	0
Lecturer	0	0	3	0	0	3
Academic Administrator						
Research Assoc./Asst.	0	0	0	0	0	0
TA/IF/GSA						
Librarian	0	0	0	0	0	0
Volunteer						
On Leave						
Other						
<b>TOTAL</b>	0	0	3	0	0	3
<b>PART-TIME</b>						
Professor	0	0	0	0	0	0
Associate Professor	0	14	0	0	0	14
Assistant Professor	0	0	0	0	0	0
Instructor	0	0	0	0	0	0
Lecturer	0	8	3	0	0	11
Academic Administrator						
Research Assoc./Asst.	0	0	0	0	0	0
TA/IF/GSA	0	0	0	0	0	0
Librarian	0	0	0	0	0	0
Volunteer	0	13	14	0	6	33
On Leave						
Other	0	3	0	0	0	3
<b>TOTAL</b>	0	38	17	0	6	61
<b>GRAND TOTAL</b>	0	38	20	0	6	64

# **UNIVERSITY OF PITTSBURGH**



## **Report 4E**

### **Individual Instruction Student Credit Hours**

**Academic Year, 2013-2014**











Report 4E

UNIVERSITY OF PITTSBURGH  
Individual Instruction Student Credit Hours



Report 4E  
 UNIVERSITY OF PITTSBURGH  
 Individual Instruction Student Credit Hours  
 Academic Year, 2013-2014

009 Engineering



Faculty Rank	Under Graduate		Graduate			Total
	Lower Division	Upper Division	Master's	First Prof.	Doctoral	
<b>FULL-TIME</b>						
Professor	0	200	178	0	1,574	1,952
Associate Professor	0	205	235	0	1,394	1,834
Assistant Professor	0	175	182	0	1,195	1,552
Instructor	0	0	0	0	0	0
Lecturer	0	0	0	0	0	0
Academic Administrator						
Research Assoc./Asst.	0	0	0	0	0	0
TA/IF/GSA						
Librarian	0	0	0	0	0	0
Volunteer						
On Leave						
Other						
<b>TOTAL</b>	0	580	595	0	4,163	5,338
<b>PART-TIME</b>						
Professor	0	0	0	0	0	0
Associate Professor	0	13	3	0	30	46
Assistant Professor	0	0	6	0	0	6
Instructor	0	0	0	0	0	0
Lecturer	0	0	25	0	0	25
Academic Administrator						
Research Assoc./Asst.	0	0	0	0	0	0
TA/IF/GSA	0	0	0	0	0	0
Librarian	0	0	0	0	0	0
Volunteer	0	6	0	0	36	42
On Leave						
Other	0	924	30	0	11	965
<b>TOTAL</b>	0	943	64	0	77	1,084
<b>GRAND TOTAL</b>	0	1,523	659	0	4,240	6,422

## Report 4E

### UNIVERSITY OF PITTSBURGH Individual Instruction Student Credit Hours Academic Year, 2013-2014

#### 010 Foreign Languages, Literatures, and Linguistics

Faculty Rank	Under Graduate			Graduate		Total
	Lower Division	Upper Division	Master's	First Prof.	Doctoral	
<b>FULL-TIME</b>						
Professor	0	55	3	0	45	103
Associate Professor	0	69	103	0	118	290
Assistant Professor	0	60	7	0	8	75
Instructor						





Report 4E

UNIVERSITY OF PITTSBURGH



Report 4E

UNIVERSITY OF PITTSBURGH  
Individual Instruction Student Credit H-YTY OF PITTSBURGH

# Report 4E

## UNIVERSITY OF PITTSBURGH Individual Instruction Student Credit Hours Academic Year, 2013-2014

018 Biological and Biomedical Sciences

Faculty Rank	Under Graduate		Graduate			Total
	Lower Division	Upper Division	Master's	First Prof.	Doctoral	
<b>FULL-TIME</b>						
Professor	42	628	191	0	90	951
Associate Professor	6	115	37	0	47	205
Assistant Professor	2	195	40	0	23	260
Instructor	0	27	0	0	0	27
Lecturer	0	157	3	0	4	164
Academic Administrator						
Research Assoc./Asst.	0	0	0	0	0	0
TA/IF/GSA						
Librarian	0	0	0	0	0	0
Volunteer						
On Leave						
Other						
<b>TOTAL</b>	<b>50</b>	<b>1,122</b>	<b>271</b>	<b>0</b>	<b>164</b>	<b>1,607</b>
<b>PART-TIME</b>						
Professor	0	0	0	0	2	2
Associate Professor	0	7	6	0	4	17
Assistant Professor	0	0	0	0	0	0
Instructor				0	0	2
Lecturer	0	61	0	0	0	61
Academic Administrator						
Research Assoc./Asst.	0	0	0	0	0	0
TA/IF/GSA						
Librarian	0	0	0	0	0	0
Volunteer	0	17	34	0	2	53
On Leave						
Other	0	356	88	0	19	463
<b>TOTAL</b>	<b>0</b>	<b>443</b>	<b>128</b>	<b>0</b>	<b>27</b>	<b>598</b>
<b>GRAND TOTAL</b>	<b>50</b>	<b>1,565</b>	<b>399</b>	<b>0</b>	<b>191</b>	<b>2,205</b>

## Report 4E

Report 4E  
 UNIVERSITY OF PITTSBURGH  
 Individual Instruction Student Credit Hours  
 Academic Year, 2013-2014

020 Military Technologies



Faculty Rank	Under Graduate		Graduate			Total
	Lower Division	Upper Division	Master's	First Prof.	Doctoral	
<b>FULL-TIME</b>						
Professor	0	0	0	0	0	0
Associate Professor	0	0	0	0	0	0
Assistant Professor	0	0	0	0	0	0
Instructor	0	0	0	0	0	0
Lecturer	0	0	0	0	0	0
Academic Administrator						
Research Assoc./Asst.	0	0	0	0	0	0
TA/IF/GSA						
Librarian	0	0	0	0	0	0
Volunteer						
On Leave						
Other						
<b>TOTAL</b>	0	0	0	0	0	0
<b>PART-TIME</b>						
Professor	0	0	0	0	0	0
Associate Professor	0	0	0	0	0	0
Assistant Professor	0	0	0	0	0	0
Instructor	0	0	0	0	0	0
Lecturer	0	0	0	0	0	0
Academic Administrator						
Research Assoc./Asst.	0	0	0	0	0	0
TA/IF/GSA	0	0	0	0	0	0
Librarian	0	0	0	0	0	0
Volunteer	0	0	0	0	0	0
On Leave						
Other	0	2	0	0	0	2
<b>TOTAL</b>	0	2	0	0	0	2
<b>GRAND TOTAL</b>	0	2	0	0	0	2

## Report 4E



Report 4E  
UNIVERSITY OF PITTSBURGH  
Individual Instruction Student Credit Hours  
Academic Year, 2013-2014

024 Philosophy and Religion/Theology

Faculty Rank

Under Graduate  
Lower Division

Graduate



Report 4E  
UNIVERSITY OF PITTSBURGH  
Individual Instruction Student Credit Hours  
Academic Year, 2013-2014

026 Psychology

Faculty Rank	Under Graduate	Graduate
--------------	----------------	----------

Report 4E

UNIVERSITY OF PITTSBURGH  
Individual Instruction Student Credit Hours  
Academic Year, 2013-2014

027 Security & Protective Svcs/Public Administration & Svcs

Faculty Rank	Under Graduate		Master's	Graduate		Total
	Lower Division	Upper Division		First Prof.	Doctoral	
FULL-TIME Professor						

Report 4E

UNIVERSITY OF PITTSBURGH


Report 4E  
UNIVERSITY OF PITTSBURGH  
Individual Instruction Student Credit Hours  
Academic Year, 2013-2014

030 Visual and Performing Arts

Faculty Rank	Under Graduate		Master's	Graduate		Total
	Lower Division	Upper Division		First Prof.	Doctoral	
FULL-TIME Professor						

This page intentionally left blank

# **UNIVERSITY OF PITTSBURGH**



## **Report 5**

### **Full-Time Faculty Workweeks**

**Summer Term, 2013**





## Report 5

### UNIVERSITY OF PITTSBURGH Full-Time Faculty Workweeks Summer Term, 2013

#### 004 Business

Faculty Rank	Faculty Identifier	Contact Hours			Preparation Hours	Research Hours	Other	Total Weekly Hours
		Undergraduate	Graduate	Total				
Professor	1245					50	1	51
	1454				9	30	11	50
	1678		2	2	4	22	32	60
	178	3	3	6	16	16	5	43
	23		6	6	12	40	5	63
	2741				8	40	2	50
	2787		2	2	11	23	14	50
	349		5	5	9	23	19	56
	448					30	30	60
	990		1	1	4	22	34	61
Associate Professor	1200	6		6	20	5	5	36
	1291	3		3	20	10	10	43
	1499				9	23	19	51
	1519		7	7	20	10	5	42
	2346				11	22	13	46
	2478				2	15	20	37
	2514		2	2	16	20	4	42
	2517				8	25	20	53
	2597				5	30	5	40
	2983	3		3	9	25	3	40
Assistant Professor	1346				20	10	5	35
	2272				35		2	37
	2489				12	10	15	37
	2808				11	23	14	48
	2952				11	22	13	46
	370	9		9	9	23	19	60
	618	43		43			40	83

## Report 5

### UNIVERSITY OF PITTSBURGH Full-Time Faculty Workweeks Summer Term, 2013

004 Business

Faculty Rank	Faculty Identifier	Contact Hours			Preparation Hours	Research Hours	Other	Total Weekly Hours
		Undergraduate	Graduate	Total				
	928	3		3	8	12	15	38
Instructor	2825				8	30	2	40
	29	70	28	98	307	611	382	1,398



# Report 5

## UNIVERSITY OF PITTSBURGH

### 4825 49 Ass329fier Full-Time Faculty Workweeks Summer Term, 2013

008 Education

Faculty Rank	Faculty Identifier	Contact Hours			Preparation Hours	Research Hours	Other	Total Weekly Hours
		Undergraduate	Graduate	Total				
Professor	1655					48	1	49
					10	5	25	

## Report 5

### UNIVERSITY OF PITTSBURGH Full-Time Faculty Workweeks Summer Term, 2013

#### 008 Education

Faculty Rank	Faculty Identifier	Contact Hours			Preparation Hours	Research Hours	Other	Total Weekly Hours
		Undergraduate	Graduate	Total				
	2824					40	40	
	2986				7	34	5	46
	3003				7	40	2	49
	3005					40		40
	3007				7	34	5	46
	3022				7	34	5	46
	3045				7	34	5	46
	3048					45		45
	412					40		40
	89				7	34	5	46
	973		9	9	6	25		40
	38	29	65	94	298	1,157	204	1,753

## Report 5

### UNIVERSITY OF PITTSBURGH Full-Time Faculty Workweeks Summer Term, 2013

009 Engineering

Faculty Rank	Faculty Identifier	Contact Hours			Preparation Hours	Research Hours	Other	Total Weekly Hours
		Undergraduate	Graduate	Total				
Professor	163	3		3	10	15	35	63
	242		2	2	2	16	40	60
Associate Professor	1632					40		40
	2929				4	33	9	46
Assistant Professor	2315					45		45
	2486				2	38	10	50
	2487				2	33	10	45
	2569				6	30	3	39
	3041				4	39	2	45
	436					40		40
Research Assoc./Asst.	2283				2	35	10	47
	2883				5	40	1	46
	530					40		40
On Leave	3032							
	14	3	2	5	37	444	120	606

## Report 5

### UNIVERSITY OF PITTSBURGH Full-Time Faculty Workweeks Summer Term, 2013

#### 010 Foreign Languages, Literatures, and Linguistics

Faculty Rank	Faculty Identifier	Contact Hours			Preparation Hours	Research Hours	Other	Total Weekly Hours
		Undergraduate	Graduate	Total				
Professor	15				5	30	10	45
Instructor	1328	11		11	15	8	13	47
	1363				20	20	10	50
	1688				36	4		40
	2306				27		17	44
	2770				20	10	10	40
	2882				45		3	48
	2886				20	10	10	40
	573				10	5	30	45
Lecturer	1847	25		25		4	25	54
	2169		3	3	18	12	12	45
	2204				18	8	13	39
	2511				11	7	20	38
	336		1	1	45	3	1	50
	14	36	4	40	290	121	174	625



Report 5

UNIVERSITY OF PITTSBURGH  
Full-Time Faculty Workweeks  
Summer Term, 2013

## Report 5

### UNIVERSITY OF PITTSBURGH Full-Time Faculty Workweeks Summer Term, 2013

#### 011 Health Professions and Related Clinical Sciences

Faculty Rank	Faculty Identifier	Contact Hours			Preparation Hours	Research Hours	Other	Total Weekly Hours
		Undergraduate	Graduate	Total				
	2678				6	38	6	50
	270		3	3	7	30	5	45
	280				11	35	5	51
	284		9	9	5	30	1	45
	290		1	1	3	46	10	60
	293				10	20	10	40
	2934				2	30	8	40
	3023		3	3	10	30	10	53
	304		9	9		35	4	48
	3046	2	12	14	11	22	10	57
	310		2	2	17	15	7	41
	311		3	3	12	11	26	52
	362				8	36	6	50
	381		9	9		25	20	54
	388		19	19		38	4	61
	41		1	1	3	20	25	49
	428		6	6	22	15	4	47
	442					30	15	45
	460					35	5	40
	461	2	2	4	3	20	15	42
	466		9	9		50	2	61
	469		12	12	13	65	1	91
	494		1	1	18	10	10	39
	508		11	11		36	18	65
	533				5	50	5	60
	55				8	22	10	40
	560		1	1	2	25	15	43





## Report 5

### UNIVERSITY OF PITTSBURGH Full-Time Faculty Workweeks Summer Term, 2013

#### 011 Health Professions and Related Clinical Sciences

Faculty Rank	Faculty Identifier	Contact Hours			Preparation Hours	Research Hours	Other	Total Weekly Hours
		Undergraduate	Graduate	Total				
	140				12	42	8	62
	1431	1	9	10		30	4	44
	1708				2	8	30	40
	174	1		1	20	20	7	48
	1777				6	30	4	40
	179	9	5	14	6	30	10	60
	1809		5	5	17	30		52
	1841		1	1	2	40	5	48
	1934		8	8		26	5	39
	1974		10	10	8	30	10	58
	1994		6	6	3	30	7	46
	1995		3	3	19	15	3	40
	2152	1	6	7	21		22	50
	221		4	4	18	8	6	36
	2234					38	2	40
	226		5	5	12	12	28	57
	2284		3	3	6	28	9	46
	231				15	15	30	60
	2423	9	5	14	19	20	5	58
	244				10	40	5	55
	245	1	11	12	14	20	10	56
	2462					40	10	50
	248		1	1	40			41
	2539		3	3	7	35	3	48
	2547				7	33	6	46
	2549	3		3	10	40	10	63
	2686				4	40	7	51

## Report 5

### UNIVERSITY OF PITTSBURGH Full-Time Faculty Workweeks Summer Term, 2013

#### 011 Health Professions and Related Clinical Sciences

Faculty Rank	Faculty Identifier	Contact Hours			Preparation Hours	Research Hours	Other	Total Weekly Hours
		Undergraduate	Graduate	Total				
	2733				1	15	25	41
	275	1	9	10	1	40	12	63
	2908				12	18	22	52
	2957		1	1	6	37	5	49
	303				12	4	24	40
	3036				6	37	5	48
	323				6	40	5	51
	334	7		7		16	24	47
	34		8	8	1	16	35	60
	359		9	9		40	5	54
	409				2	10	30	42
	413		6	6	12	5	22	45
	43		9	9	5	50	4	68
	433				18	18	16	52
	439		1	1	15			

## Report 5

### UNIVERSITY OF PITTSBURGH Full-Time Faculty Workweeks Summer Term, 2013

011 Health Professions and Related Clinical Sciences

Faculty Rank	Faculty Identifier	Contact Hours			Total	Preparation Hours	Research Hours	Other	Total Weekly Hours
		Undergraduate	Graduate						

## Report 5

### UNIVERSITY OF PITTSBURGH Full-Time Faculty Workweeks Summer Term, 2013

#### 011 Health Professions and Related Clinical Sciences

Faculty Rank	Faculty Identifier	Contact Hours			Preparation Hours	Research Hours	Other	Total Weekly Hours
		Undergraduate	Graduate	Total				
	1049					40	40	
	1063					40	40	
	1086		2	2	9	45	5	61
	1114					40	40	
	1146				6	37	5	48
	1185		1	1	5	62		68
	120		9	9	3	18	8	38
	1205		2	2	28	10	5	45
	1211				4	26	10	40
	1277		13	13	19	5	5	42
	1287	3		3	25	10	2	40
	1288		1	1	33		11	45
	1294	8		8	17		15	40
	1298				4	1	35	40
	1300				30	5	5	40
	1303		12	12		37	5	54
	1310					35	3	38
	1314				4	40	2	46
	1356	11		11	13	15	10	49
	1364		1	1	23		16	40
	1386		1	1	15		24	



## Report 5

### UNIVERSITY OF PITTSBURGH Full-Time Faculty Workweeks Summer Term, 2013

011 Health Professions and Related Clinical Sciences

Faculty Rank	Faculty Identifier	Contact Hours		Total	Preparation Hours	Research Hours
		Undergraduate	Graduate			

## Report 5

### UNIVERSITY OF PITTSBURGH Full-Time Faculty Workweeks Summer Term, 2013

#### 011 Health Professions and Related Clinical Sciences

Faculty Rank	Faculty Identifier	Contact Hours			Preparation Hours	Research Hours	Other	Total Weekly Hours
		Undergraduate	Graduate	Total				
	1940	3		3	10	40	3	56
	1999		3	3	8	40	1	52
	2002		3	3		43	1	47
	2007		1	1	9	15	25	50
	2025		2	2	20	15	3	40
	2046		2	2	31	8	8	49
	2063				25	12	25	62
	2126	7		7	24	10	10	51
	2145		2	2	9	30	9	50
	2146		6	6	11	22	9	48
	2157		3	3	35		5	43
	2161				8	20	12	40
	2170				9	16	25	50
	2184	7		7		35	5	47
	2197				4	40	9	53
	2239		6	6	18	20	6	50
	2240		2	2	15	36	15	68
	2266				5	15	20	40
	2274					40	1	41
	2275	1	2	3	23	13	2	41
	2276				4	40	9	53
	2293	1	3	4	18	25	6	53
	2296	10	10	20	27		12	59
	2299		1	1	6	36	6	49
	2302		8	8	30	20	10	68
	2307		7	7		36	1	44
	2308	11		11	21		8	40

## Report 5

UNIVERSITY OF PITTSBURGH

# Report 5

## UNIVERSITY OF PITTSBURGH Full-Time Faculty Workweeks Summer Term, 2013

011 Health Professions and Related Clinical Sciences

Faculty Rank	Faculty Identifier	Contact Hours			Total	Preparation Hours	Research Hours	Other	Total Weekly
		Undergraduate	Graduate						

	285				5	45		60
	2851				10	25		43

Report 5

UNIVERSITY OF PITTSBURGH  
Full-Time Faculty Workweeks  
Summer Term, 2013

011 Health Professions and Related Clinical Sciences

Report 5

UNIVERSITY OF PITTSBURGH  
Full-Time Faculty Workweeks  
Summer Term, 2013

011 Health Professil13

## Report 5

### UNIVERSITY OF PITTSBURGH Full-Time Faculty Workweeks Summer Term, 2013

#### 011 Health Professions and Related Clinical Sciences

Faculty Rank	Faculty Identifier	Contact Hours			Preparation Hours	Research Hours	Other	Total Weekly Hours
		Undergraduate	Graduate	Total				
	1683				14	2	24	40
	1827				1	40	1	42
	1966				30	5	5	40
	2059	6		6	21		16	43



## Report 5

### UNIVERSITY OF PITTSBURGH Full-Time Faculty Workweeks Summer Term, 2013

#### 011 Health Professions and Related Clinical Sciences

Faculty Rank	Faculty Identifier	Contact Hours			Preparation Hours	Research Hours	Other	Total Weekly Hours
		Undergraduate	Graduate	Total				
	2920				24	3	16	43
	2932		3	3	8	15	15	41
	2935				5	43	7	55
	2975					40		40
	2993				24	7	10	41
	3010				12	20	9	41
	3012				5	43	7	55
	3018					40		40
	3031					40		40
	3033				5	43	7	55
	3034				6	29	9	44
	3037				6	29	9	44
	3038					40	9	49
	3039				24	8	8	40
	3040				35	6	5	46
	330				4		36	40
Research Assoc./Asst.	1015					40	10	50
	1034					40		40
	1278					38		38
	2451					40		40
	2657				8	40	5	53
	2865				5	40	8	53
	37					55	5	60
	379				13	36	5	54
	484					50		50
	58					40		40
	668					39	1	40

## Report 5

# UNIVERSITY OF PITTSBURGH Full-Time Faculty Workweeks Summer Term, 2013

011 Health Professions and Related Clinical Sciences

Faculty Rank

Faculty  
Identifier

Contact Hours

Report 5

UNIVERSITY OF PITTSBURGH  
Full-Time Faculty Workweeks  
Summer Term, 2013

015 English Language and LiteratureJR977596 0 0 0.977596 0 0 cm BT 0 0 0 rg 378.2 -49.473828 Td /R13 Td /R13 ,



## Report 5

### UNIVERSITY OF PITTSBURGH Full-Time Faculty Workweeks Summer Term, 2013

017 Library Science

Faculty Rank	Faculty Identifier	Contact Hours			Preparation Hours	Research Hours	Other	Total Weekly Hours
		Undergraduate	Graduate	Total				
	1479					38		38
	1493					45		45
	1589					38		38
	1672					38		38
	1684				32	2	1	35
	172					38		38
	176					38	2	40
	1807					38		38
	193				1	36	1	38
	2163					36	1	37
	2199					37	1	38
	2218					37	1	38
	2238				15	10	13	38
	2297					39	1	40
	2304					38		38
	2339					18	21	39
	2375				5	5	40	50
	243					38		38
	2443					38		38
	2662					38	2	40
	2705						40	40
	2718					38	1	39
	2719				6	13	20	39
	2814					36	2	38
	2872					40		40
	2885				11	13	15	39
	2927				7	13	18	38

## Report 5

# UNIVERSITY OF PITTSBURGH Full-Time Faculty Workweeks Summer Term, 2013

017 Library Science

Faculty Rank

Faculty Identifier Und013

Contact Hours

## Report 5

# UNIVERSITY OF PITTSBURGH Full-Time Faculty Workweeks Summer Term, 2013

017 Library Science

Faculty Rank

Faculty

Contact Hours

## Report 5

### UNIVERSITY OF PITTSBURGH Full-Time Faculty Workweeks Summer Term, 2013

#### 018 Biological and Biomedical Sciences

Faculty Rank	Faculty Identifier	Contact Hours			Preparation Hours	Research Hours	Other	Total Weekly Hours
		Undergraduate	Graduate	Total				
Assistant Professor	1154				8	49	5	62
	1191				6	40		46
	1595					40		40
	1638					40		40
	2543					47	10	57
	2600				5	70	5	80
	2615					47		47
	2674				8	36	4	48
	2687				5	45		50
	2702				10	32	5	47
	2869					40	1	41
	3025					40	5	45
	Instructor	2593	7		7	40		
2740		1		1	25	14	4	44
	2806	7		7	36	2	2	47
	2818	7		7	40	2	3	52
Lecturer	1141	5		5	50			55
	1240	4		4	44		4	52
	1681				25	25	10	60
	2761	12		12	26	10	6	54
	2838				10	30	5	45
	599	10		10	22	7	12	51
	969	3	2	5	15		20	40
Research Assoc./Asst.	1340				3	40		43
	2724				2	53	3	58
	2746				3	42	1	46
	2779				15	29	4	48



## Report 5

### UNIVERSITY OF PITTSBURGH Full-Time Faculty Workweeks Summer Term, 2013

018 Biological and Biomedical Sciences

Contact Hours

Faculty Rank



Report 5

UNIVERSITY OF PITTSBURGH  
Full-Time Faculty Workweeks  
Summer Term, 2013

021 Multi/Interdisciplinary Studies

Faculty Rank	Faculty Identifier	Contact Hours			Preparation Hours	Research Hours	Other	Total Weekly Hours
		Undergraduate	Graduate	Total				
Professor	203				4	10	40	54
	67						50	50
Associate Professor	2168				2	8	45	55
Assistant Professor	2754				10	5	40	55
Lecturer	2160		9	9	31		6	46
Research Assoc./Asst.	109					20	20	40
	2665				3	26	13	42
	2675	3	3	6		25	15	46
	2775					30	10	40
	320				6	15	20	41
	502					38		38
	568	10		10	19	6	5	40
	12	13	12	25	75	183	264	547

## Report 5

### UNIVERSITY OF PITTSBURGH Full-Time Faculty Workweeks Summer Term, 2013

#### 025 Physical Sciences

Faculty Rank	Faculty Identifier	Contact Hours			Preparation Hours	Research Hours	Other	Total Weekly Hours
		Undergraduate	Graduate	Total				
Professor	1243					1	44	45
	1486		1	1	14	20	5	40
	155					52	2	54
	56					30	14	44
	84					3	40	43
Associate Professor	2009					10	40	50
	430					44	1	45
	456				25	25	10	60
	607		1	1	4	18	23	46
Assistant Professor	2257					40	1	41
	2522				6	25	13	44
	2524					48	2	50
	2691				12	28	6	46
	2701				12	28	6	46
	2743					50		50
	2877				12	27	6	45
	2880				10	10	30	50
	2881				12	27	6	45
	2894					40	10	50
	2886					45		45
Lecturer	1295	6		6				

Report 5

UNIVERSITY OF PITTSBURGH  
 Full-Time Faculty Workweeks  
 Summer Term, 2013

025 Physical Sciences

Faculty Rank	Faculty Identifier	Contact Hours			Preparation Hours	Research Hours	Other	Total Weekly Hours
		Undergraduate	Graduate	Total				
	949	16		16	25		41	
Research Assoc./Asst.	2857				12	27	6	45
	29	80	2	82	274	688	293	1,337

Report 5

UNIVERSITY OF PITTSBURGH  
Full-Time Faculty Workweeks  
Summer Term, 2013

026 Psychology

## Report 5

### UNIVERSITY OF PITTSBURGH Full-Time Faculty Workweeks Summer Term, 2013

#### 027 Security & Protective Svcs/Public Administration & Svcs

Faculty Rank	Faculty Identifier	Contact Hours			Preparation Hours	Research Hours	Other	Total Weekly Hours
		Undergraduate	Graduate	Total				
Professor	824				4	15	21	40
Associate Professor	313		7	7	5	35	3	50
Assistant Professor	1224		5	5	3	25	5	38
	1839	3	4	7	1	38	20	66
	1895				40			40
	1896				40			40
	2027		7	7	4	35	1	47
	2070					35	5	40
	2269		3	3	6	1	40	50
	2311						40	40
	2907						40	40
	3017				3	35	3	41
	385		2	2	2	10	30	44
Lecturer	2795		3	3	20	4	8	35
	2815		3	3	23	10	4	40
	3013				24	3	10	37
Research Assoc./Asst.	1324					40		40
	17	3	34	37	175	286	230	728

## Report 5

### UNIVERSITY OF PITTSBURGH Full-Time Faculty Workweeks Summer Term, 2013

028 Social Sciences and History

Faculty Rank	Faculty Identifier	Contact Hours			Preparation Hours	Research Hours	Other	Total Weekly Hours
		Undergraduate	Graduate	Total				
Professor	1465	3		3		10	35	48
	523				20	8	12	40
	98				9	20	8	37
Associate Professor	1189	12		12		10	22	44
Lecturer	1047		10	10	25		5	40
	408	12		12	18		10	40
Research Assoc./Asst.	1269					35		35
	1640					39	1	40
	8	27	10	37	72	122	93	324



## Report 5

### UNIVERSITY OF PITTSBURGH Full-Time Faculty Workweeks Summer Term, 2013

030 Visual and Performing Arts

Faculty Rank	Faculty Identifier	Contact Hours		Total	Preparation Hours
		Undergraduate	Graduate		

## Report 5

### UNIVERSITY OF PITTSBURGH Full-Time Faculty Workweeks Summer Term, 2013

\*\*\* UNIVERSITY TOTALS \*\*\*

Faculty Rank	Faculty Identifier	Contact Hours			Total	Preparation Hours	Research Hours	Other	Total Weekly Hours
		Undergraduate	Graduate						
GRAND TOTAL	761	614	1,374	1,988	6,824				

This page intentionally left blank

# **UNIVERSITY OF PITTSBURGH**



## **Report 5**

### **Full-Time Faculty Workweeks**

**Fall Term, 2013**



# Report 5

## UNIVERSITY OF PITTSBURGH Full-Time Faculty Workweeks Fall Term, 2013

003 Area, Ethnic, Cultural and Gender Studies

Faculty Rank	Faculty Identifier	Contact Hours		Total	Preparation Hours	Research Hours	Other
		Undergraduate	Graduate				

# Report 5

## UNIVERSITY OF PITTSBURGH Full-Time Faculty Workweeks Fall Term, 2013

004 Business

Faculty Rank	Faculty Identifier	Contact Hours	
		Undergraduate	Graduate

# Report 5

## UNIVERSITY OF PITTSBURGH Full-Time Faculty Workweeks Fall Term, 2013

004 Business

Faculty Rank	Faculty Identifier	Contact Hours			Preparation Hours	Research Hours	Other	Total Weekly Hours
		Undergraduate	Graduate	Total				
Associate Professor	1057				5	50	10	65
	1106		6	6	30	30	5	71
	1174		3	3	10	30	10	53
	1183	15	4	19	38	20	8	85
	1291	12		12	17	9	5	43
	1396	12		12	15	10	10	47
	1499	9	3	12	28	2	1	43
	1505		2	23	4		10	36
	1519		5	5	24		8	41
	1545		13	13	40	5	5	78
	1581	16		16	15		10	46
	1618		6	6	12		13	46
	1619	6		6	20		2	68
	1639	15	2	17	12		3	50
	1854	9		9	18		6	48
	215	15		15	35		10	62
	2220	12		12	30		1	63
	2346	6	3	9	16		8	56
	2478	45		45	25		3	75
	249	15		15	35		6	60
	2514	9	4	13	22		4	48
	2517		3	3	10		30	58
	2597	9	6	15	16		10	53
	2983	6	5	11	30		4	61
	68	15		15	22		5	47
	906		9	9			16	41
Assistant Professor	1346	65	6	12	23		2	37

250430485.55 14189.85 -439.55 m0.867 rg189.8.55 69.75 -11.5 refBT0 -517.602734 Td/0t45f[(37)]TJET0.867 0.86





## Report 5

# UNIVERSITY OF PITTSBURGH Full-Time Faculty Workweeks Fall Term, 2013

004 Business

Faculty Rank

Faculty  
Identifier

Contact Hours

## Report 5

### UNIVERSITY OF PITTSBURGH Full-Time Faculty Workweeks Fall Term, 2013

#### 006 Computer and Information Sciences and Support Services

Faculty Rank	Faculty Identifier	Contact Hours			Preparation Hours	Research Hours	Other	Total Weekly Hours
		Undergraduate	Graduate	Total				
Professor	1002		5	5	6	33	13	57
	1029	3	7	10	6	25	8	49
	1077		9	9	15	18	10	52
	108	3		3	20	20	8	51
	19	3	6	9	5	24	24	62
	201	6		6	16	20	10	52
	365	3	5	8	12	15	10	45
	49		7	7	15	16	8	46
	515	12	1	13		25	35	73
	563		9	9	14	40	3	66
	623	9	3	12	7	22	8	49
	649	3	8	11	10	16	8	45
	733		10	10	14	20	10	54
	819	3	3	6	4	28	2	40
	955		8	8	10	22	12	52
Associate Professor	1062	3	5	8	25	25	6	64
	1080	3	6	9	17	30	8	64
	1143		4	4	21	20	15	60
	134		9	9	17	22	15	63
	1739		8	8	13	25	12	58
	1766	3	3	6	7	25	5	43
	181	3	3	6	20	25	5	56
	2013	3	1	4	7	30	3	44
	207	11		11	25	2	27	65
	2080	12		12	22	8	4	46
	289	20		20	16		25	61
	552	3	10	13	21	6	10	50
	636		6	6	44	5	2	57
	73	3	10	13	13	25	15	66
	954	12		12	12	12	12	48
	960	6		6	17	20	14	57
Assistant Professor	2243	3	2	5	4	48	15	72

Report 5

UNIVERSITY OF PITTSBURGH  
Full-Time Faculty Workweeks  
Fall Term, 2013

006 Computer and Information Sciences and Support Services

Faculty Rank	Faculty Identifier	Undergraduate	Contact Hours
--------------	--------------------	---------------	---------------

## Report 5

### UNIVERSITY OF PITTSBURGH Full-Time Faculty Workweeks Fall Term, 2013

008 Education

Faculty Rank	Faculty Identifier	Contact Hours		Total	Preparation Hours	Research Hours
		Undergraduate	Graduate			

## Report 5

### UNIVERSITY OF PITTSBURGH Full-Time Faculty Workweeks Fall Term, 2013

008 Education

Faculty Rank	Faculty Identifier	Contact Hours			Preparation Hours	Research Hours	Other	Total Weekly Hours
		Undergraduate	Graduate	Total				
	2974		6	6	30	20	15	71

Report 5

UNIVERSITY OF PITTSBURGH  
Full-Time Faculty Workweeks  
Fall Term, 2013

008 Education

Contact Hours

Report 5

						40		40
					1	36	9	46
					1	36	9	46
						45		45
	3075				1	36	9	46
	3126					30	10	40
	3140				1	36	9	46
	3141					40		40
	412						40	40
	89				1	36	9	46
	973		8	8	16	16	1	41
TOTAL CIP	111	630	355	985	1,279	2,474	1,253	5,991





## Report 5

### UNIVERSITY OF PITTSBURGH Full-Time Faculty Workweeks Fall Term, 2013

009 Engineering

Faculty Rank	Faculty Identifier	Contact Hours		Total	Preparation Hours
		Undergraduate	Graduate		

## Report 5

### UNIVERSITY OF PITTSBURGH Full-Time Faculty Workweeks Fall Term, 2013

009 Engineering

Faculty Rank	Faculty Identifier	Contact Hours			Preparation Hours	Research Hours	Other	Total Weekly Hours
		Undergraduate	Graduate	Total				
	1981	9	1	10	9	25	10	54
	1982	6		6	15	35	5	61
	2052	6	29	35	10	35	10	90
	2055		1	1	4	30	10	45
	2081		3	3	15	22		40
	2093	3	6	9	17	20	2	48
	2095		4	4	9	30	1	44
	2106	9	5	14	8	23	5	50
	2253	6	4	10	17	20	10	57
	2351	6	13	19		25	5	49
	2361	10	4	14	2	45	10	71
	2430	3	14	17	20	30	12	79
	2431		5	5	18	30	12	65
	268	3		3	13	10	24	50
	2893	6	2	8	16	26	10	60
	291	14		14	30	2	10	56
	2929		2	2		38		40
	31	9	3	12	20	25	1	58
	3100	27		27	10	15	8	60
	327		7	7	2	35	2	46
	361				10	20	6	36
	387	10		10	16	28	6	60
	397	9		9	38		16	63
	477	3	2	5	15	27	13	60
	567	3	7	10	6	16	36	68
	661	6	2	8	20	15	4	47
	665	7		7	7	20	8	42
	672	19		19	26	10	5	60
	713	15	4	19	3	10	20	52
	718		4	4	8	30	5	47
	734	11	5	16	5	20	8	49
	797	6	7	13	39	20	10	82

## Report 5

### UNIVERSITY OF PITTSBURGH Full-Time Faculty Workweeks Fall Term, 2013

#### 009 Engineering

Faculty Rank	Faculty Identifier	Contact Hours			Preparation Hours	Research Hours	Other	Total Weekly Hours
		Undergraduate	Graduate	Total				
	840	12		12	5	25	10	52
	885		7	7	31	30	10	78
	896	3	5	8	16	20	4	48
	898		3	3	28	10	25	66
	935	18	5	23	6	14	12	55
	952	23		23	18	4	4	49
	953	4	1	5	10	25	10	50
	976	8	3	11	13	25	6	55
	993				12	20	20	52
Assistant Professor	1019	27		27	32	3	2	64
	1088	18		18	26	8	2	54
	2167	9		9	25		10	44
	2203	3	5	8	28	20	10	66
	2315					40		40
	2327	9		9	27	2	2	40
	2333	3	2	5	13	20	15	53
	2364	5	7	12	14	36	15	77
	2365		4	4	15	30	8	57
	2367	2	8	10	9	40	5	64
	2376	9		9				98

# Report 5

## UNIVERSITY OF PITTSBURGH Full-Time Faculty Workweeks Fall Term, 2013

009 Engineering

Faculty Rank	Faculty Identifier	Contact Hours			Preparation Hours	Research Hours	Other	Total Weekly Hours
		Undergraduate	Graduate	Total				
	2650		2	2	1	40	9	52
	2676		6	6	11	25	10	53
	2715	9	8	17	12	40	10	79
	2745		1	1	9	60		80
	2791	3	3	6	14	20	5	45
	2823	15		15	19	25	25	84
	2847	17		17	40	7	2	66
	2859		4	4	13	30	9	56
	2890	9	3	12	11	26	10	59
	2919	3		3	12	25	12	52
	2921	9	6	15	15	26	4	60
	2949				14		9	53
	2958	3	1	4	23	24	3	54
	2969	4	4	8	17	26	10	61
	3009	15		15	25	7	4	51
	3011		5	5	12			51
	3015		4	4	19	35	5	63
	3041				15	28	10	53
	3053				15	35	7	57
	3079							

Report 5

UNIVERSITY OF PITTSBURGH  
Full-Time Faculty Workweeks  
Fall Term, 2013

009 Engineering

## Report 5

### UNIVERSITY OF PITTSBURGH Full-Time Faculty Workweeks Fall Term, 2013

#### 010 Foreign Languages, Literatures, and Linguistics

Faculty Rank	Faculty Identifier	Contact Hours			Preparation Hours	Research Hours	Other	Total Weekly Hours
		Undergraduate	Graduate	Total				
Professor	1249	15		15	9	18	6	48
	125	10		10	15	18	10	53
	15	6		6	15	15	15	51
	1664	3		3	19	21	7	50
	180		3	3	25	15	12	55
	182	6		6	12	18	8	
	1913		3	3	14	29	30	66
	2085		1	1	11	40	7	59
	2087	3		3		30	12	45
	2092		7			30	3	
	2682				20	17	8	45
	386		4	4				
	556	3	1	4	10	20	16	50
	708	3	3	6	15	35	10	66
	758	9		9	24	20	5	58
	811	12		12		40	5	57
	848	10		10	26	20	6	62
Associate Professor	1010	8	1	9	17	15	8	49
	112	3	4	7	11	25	12	55
	1162	3	3	6	16	17	10	49
	1182	12		12	14	16	10	52
	1203	12		12	40	30	10	92
	1348	7		7	25	2	25	59
	1495				10	10	10	82
	1561		3	3	15	30	5	53

# Report 5

## UNIVERSITY OF PITTSBURGH Full-Time Faculty Workweeks Fall Term, 2013

010 Foreign Languages, Literatures, and Linguistics

Faculty Rank	Faculty Identifier	Contact Hours			Total	Preparation Hours	Research Hours	Other	Total Weekly Hours
		Undergraduate	Graduate						



## Report 5

### UNIVERSITY OF PITTSBURGH Full-Time Faculty Workweeks Fall Term, 2013

#### 010 Foreign Languages, Literatures, and Linguistics

Faculty Rank	Faculty Identifier	Contact Hours			Preparation Hours	Research Hours	Other	Total Weekly Hours
		Undergraduate	Graduate	Total				
	3084	10		10	19	2	9	40
	3146				19	16	11	46
	366	40		40	10		1	51
	573	33		33	5	2	20	60
Lecturer	1268	54		54	2	10	30	96
	1439	10		10	23	2	5	40
	1601	13		13	26	9	2	50
	1847	22		22	4	15	10	51
	2169	33		33	12	14	13	72
	2173	19		19	25	1	5	50
	2178	7		7	40	10	2	59
	2198	12		12	24	9	10	55
	2204	24		24	7	4	10	45
	2511	3		3	15	2	18	38
	2594							

## Report 5

### UNIVERSITY OF PITTSBURGH Full-Time Faculty Workweeks Fall Term, 2013

#### 011 Health Professions and Related Clinical Sciences

Faculty Rank	Faculty Identifier	Contact Hours			Preparation Hours	Research Hours	Other	Total Weekly Hours
		Undergraduate	Graduate	Total				
Professor	10		8	8		45	3	56
	1044				15	30	15	60
	1108		1	1	2	40	1	44
	117		3	3	2	44	11	60
	1188		4	4	5	40	8	57
	1221		9	9	2	50	5	66
	123		6	6	20	10	25	61
	1246		3	3	1	12	34	50
	1293		22	22	10	4	4	40
	1325		2	2	24	6	14	46
	133		4	4	1	39	8	52
	1441		12	12	5	25	15	57
	1445		4	4	10	18	8	40
	157		3	3	4	20	15	42
	1714		4	4	28		13	45
	1735		4	4	13	30	8	55
	179	13		13				



# Report 5

## UNIVERSITY OF PITTSBURGH Full-Time Faculty Workweeks Fall Term, 2013

### 011 Health Professions and Related Clinical Sciences

Faculty Rank	Faculty Identifier	Contact Hours			Preparation Hours	Research Hours	Other	Total Weekly Hours
		Undergraduate	Graduate	Total				
	608		1	1	1	45	2	49
	617		14	14	3	28	5	50
	633	18	3	21	2	10	14	47
	634	1	13	14	18	18	6	56
	641				1	40	10	51
	662		2	2	8	46	16	72
	663		5	5		36	16	57
	670		2	2	2	34	7	45
	677		2	2	4	25	30	61
	692		6	6	2	36	8	52
	710		7	7		34	5	46
					8	37	5	50
	719		3	3	5	30	8	46
	737		13	13	2	50	4	69
	76		10	10	13	20	5	48
	766		3	3	7	36	2	48
	77		1	1	25	2	16	44
	774		6	6	11	28	6	51
	777		5	5	23	25	8	61
	805		3	3	5	30	12	50
	837					60	5	65
	838		4	4		70	5	79
	842		6	6	5	36	5	52
	846		3	3	12	37	9	61
	847		5	5	2	40	6	53
	875		4	4	9	18	10	41
	890		4	4	7	35	6	52
	908		2	2	4	20	15	41
	929	9	9	18		20	5	43
	99				5	25	15	45
Associate Professor	1009		1	1	5	10	30	46
	1012		4	4	11	40	5	60

Report 5

UNIVERSITY OF PITTSBURGH  
Full-Time Faculty Workweeks  
Fall Term, 2013

011 Health Professions and Related Clinical Sciences

Faculty Rank	Faculty Identifier	Contact Hours			Preparation Hours	Research Hours	Other	Total Weekly Hours
		Undergraduate	Graduate	Total				
	1032		3	3	2	30	2	37
	1037		3	3	8	8	24	43
	1056		10	10	6	25	5	46
	1067		20	20	1	35	5	61
	1089		1	1	11	18	16	46
	1090		8	8	1	33	3	45
	1091		3	3	6	30	2	41
	1096		11	11	11	15	3	40
	1098				5	20	35	60
	1125		4	4	2	60	8	74
	1130		9	9	6	40	10	65
	1157		3	3		30	7	40
	1159		7	7	10	16	7	40
	1202		1	1		45	10	56
	1274		3	3	14	4	22	43
	1276				2	38	6	46
	128		7	7		35	2	44
	1304		8	8	12	18	20	58
	1323		8	8		38	1	47
	1336		6	6	14	35	5	60
	1349		1	1	3	40	8	52
	140		10	10	11	42	5	68
	1431		11	11	1	30	2	44
	149	4		4	14	5	25	48
	1645	13	6	19	22	10	18	69
	1679		10	10	3	24	3	40
	1708		1	1	10	10	25	46
	174				8	37	4	49
	1744		8	8	9	20	28	65
	1765		4	4	9	24	3	40
	1777		4	4	9	30	3	46
	1806		3	3	11	24	10	48

Report 5

UNIVERSITY OF PITTSBURGH  
Full-Time Faculty Workweeks  
Fall Term, 2013

011 Health Professions and Related Clinical Sciences

Faculty Rank	Faculty Identifier	Contact Hours	
		Undergraduate	Graduate

Report 5

UNIVERSITY OF PITTSBURGH  
Full-Time Faculty Workweeks  
Fall Term, 2013

011 Health Professions and Related Clinical Sciences

Contact Hours

Report 5

UNIVERSITY OF PITTSBURGH  
Full-Time Faculty Workweeks  
Fall Term, 2013

011 Health Professions and Related Clinical Sciences

Contact Hours



Report 5

UNIVERSITY OF PITTSBURGH  
Full-Time Faculty Workweeks  
Fall Term, 2013

011 Health Professions and Related Clinical Sciences

Faculty Rank	Faculty Identifier	Contact Hours			Preparation Hours	Research Hours	Other	Total Weekly Hours
		Undergraduate	Graduate	Total				
	120		9	9	8	15	8	40
	1211	2	2	4	4	34		44
	1277		13	13	6	10	20	49
	1287	26		26		5	20	51
	1288		4	4	33		8	45
	1298				36			36
					4	25		38
			11	11		40		56
						38		38
					4	40		46
								43
		35				15		56
		5						41
						35		63
		26				4		62
							1	40
							8	41
							6	62
							23	40
	1436				12		40	
	1440				20		20	
	1449				2			
	148				4			

Report 5

UNIVERSITY OF PITTSBURGH  
Full-Time Faculty Workweeks  
Fall Term, 2013

011 Health Professions and Related Clinical Sciences

Faculty Rank	Faculty Identifier	Contact Hours			Preparation Hours	Research Hours	Other	Total Weekly Hours
		Undergraduate	Graduate	Total				
	1637		1	1		55	1	57
	167	4	4	8	24	4	13	49
	1696					40		40
	17	5	8	13	18	7	15	53
	1775	12		12	28	11	6	57
	1783	23		23	10		10	43
	1820				3	40	5	48
	183		4	4	8	30	20	62
	1834		6	6	24	4	26	60
	1835		5	5	9	22	16	52
	1865	30		30	10	8	8	56
	1870		11	11	25	4	1	41
	1871					39	3	42
	1883				35			35
	1905		10	10	29	4	1	44
	1910				4	65	4	73
	1916		4	4	3	41	2	50
	1999		2	2	16	36	10	64
	2002		5	5	4	38	1	48
	2007		8	8	9	20	25	62
	2025		2	2	18	18	2	40
	2046		3	3	19	8	15	45
	205				1	38	1	40
	2097	27		27	8	4	2	41
	2099	33		33	25		5	63
	2126	29		29	7	5	5	46
	2145		3	3	15	29	9	56
	2146		8	8	12	24	11	55
	2149	3	3	6	4	40	3	53
	2157	3	6	9	21	5	5	40
	2161	1	3	4	14	17	5	40
	2170		8	8	1	16	21	46

## Report 5

### UNIVERSITY OF PITTSBURGH Full-Time Faculty Workweeks Fall Term, 2013

#### 011 Health Professions and Related Clinical Sciences

Faculty Rank	Faculty Identifier	Contact Hours			Preparation Hours	Research Hours	Other	Total Weekly Hours
		Undergraduate	Graduate	Total				
	2184	25		25	17	2	10	54
	2197				10	39	8	57
	2239	12	10	22	11	15	5	53
	2240		4	4	14	31	15	64
	2254	39		39	31	10	2	82
	2263	38		38	8	12	6	64
	2264	3	4	7	8	22	11	48
	2266				10	25	10	45
	2274					40	3	43
	2275	4	5	9	25	1	10	45
	2276					40		40
	2293		4	4	15	27	10	56
	2296	13	7	20	16	2	12	50
	2299		14	14	5	45	4	68
	2302		14	14	6	30	10	60
	2307		8	8		38	1	47
	2308	9		9	28		3	40
	2310		8	8	12	35	25	80
	2314		9	9	9	25	15	58
	2325	10	1	11	13	10	6	40
	2328		2	2	20	15	15	52
	233	3		3	35		8	46
	2340	6	2	8		30	3	41
	2380		5	5	6	30	8	49
	241		1	1	1	40	1	43
	2410	15		15	30		2	47
	2419		2	2	2	32	6	42
	2420	12		12	20	5	6	43
	2424		6	6	15	25		46
	2437		11	11	17	10	5	43
	2447	3	8	11	25	5	5	46
	2450		3	3	12	31	6	52

## Report 5

# UNIVERSITY OF PITTSBURGH Full-Time Faculty Workweeks Fall Term, 2013

011 Health Professions and Related Clinical Sciences

Faculty Rank	Faculty Identifier	Contact Hours
--------------	--------------------	---------------

Report 5

UNIVERSITY OF PITTSBURGH  
Full-Time Faculty Workweeks  
Fall Term, 2013

011 Health Professions and Related Clinical Sciences

## Report 5

### UNIVERSITY OF PITTSBURGH Full-Time Faculty Workweeks Fall Term, 2013

#### 011 Health Professions and Related Clinical Sciences

Faculty Rank	Faculty Identifier	Contact Hours			Preparation Hours	Research Hours	Other	Total Weekly Hours
		Undergraduate	Graduate	Total				
	2943		1	1	15	18	6	40
	2948				24	4	12	40
	2962		4	4	11	30	10	55
	2965				24	3	14	41
	2967		10	10	11	10	24	55
	2977	9		9	24	8	2	43
	2990				4	40		44
	2991	1	2	3	18	14	5	40
	2999				12	23	10	45
	3006				8	40	5	53
	3008		4	4	16	30	25	75
	3019		1	1	11	18	20	50
	3020				5	40	5	50
	3026				10	35	6	51
	3027				5	35	1	41
	3028				25	7	11	43
	3029	24		24	24	20	8	76
	3030				10	30	10	50
	3035		2	2	20	9	13	44
	3043					35	5	40
	3044				15	30	5	50
	3047					40	4	44
	3049				3	35	2	40
	3069				36	4	8	48
	3072		5	5	12	24	11	52
	3082				12	25	10	47
	3096				23	7	16	46
	3119				15	18	9	42
	3122				5	30	5	40
	3123				5	38	2	45
	3130	17		17	10	27	9	63
	3137				8	40	7	55

## Report 5

### UNIVERSITY OF PITTSBURGH Full-Time Faculty Workweeks Fall Term, 2013

#### 011 Health Professions and Related Clinical Sciences

Faculty Rank	Faculty Identifier	Contact Hours			Preparation Hours	Research Hours	Other	Total Weekly Hours
		Undergraduate	Graduate	Total				
	3147		13	13	8	27	7	55
	3155	18	1	19	6	24	11	60
	3156				2	40	5	47
	3157		3	3	32	2	8	45
	3158		6	6	11	24	11	52
	321				30		15	45
	342		11	11		20	8	39
	343		7	7	21	5	20	53
	352				10	15	30	55
	415		5	5	8	29		50
	444		19	19			23	42
	446		5	5	4	10	25	44
	447		8	8		40	2	50
	455		10	10	24	25	10	69
	473				16	4	23	43
	479		5	5	14	25	5	49
	483		6	6	43	2	6	57
	498				3	49	3	55
	514	9		9	27	1	9	46
	550		4	4	2	30	5	41
	611	6	11	17	23	6	4	50
	62					40		40
	709		2	2	24	1	13	40
	738		10	10	16	12	5	43
	75		10	10		40	5	55
	853					50	2	52
	858		2	2	8	10	35	55
	873					40		40
	886				1	36	3	40
	907		4	4	12			

Report 5

UNIVERSITY OF PITTSBURGH  
Full-Time Faculty Workweeks  
Fall Term, 2013

011 Health Professions and Related Clinical Sciences

Contact Hours





Report 5

UNIVERSITY OF PITTSBURGH  
Full-Time Faculty Workweeks  
Fall Term, 2013

011 Health Professions and Related Clinical Sciences

Faculty Rank	Faculty Identifier	Contact Hours			Preparation Hours	Research Hours	Other	Total Weekly Hours
		Undergraduate	Graduate	Total				
	1034					40	40	
	1278					38	38	
	2657				8	40	2	50
	2865				9	37	6	52
	3086					40	2	42
	379				7	37	5	49
	484					55		55
	58					40		40
	922		3	3	35			38
	985					39	1	40
On Leave	2526							
	3152							
	666							
TOTAL CIP	525	1,357	1,987	3,344	5,613	12,371	4,735	26,063

## Report 5

### UNIVERSITY OF PITTSBURGH Full-Time Faculty Workweeks Fall Term, 2013

#### 014 Legal Professions and Studies

Faculty Rank	Faculty Identifier	Contact Hours			Preparation Hours	Research Hours	Other	Total Weekly Hours
		Undergraduate	Graduate	Total				
Professor	1147		3	3	15	24	9	51
	1153		6	6	15	20	10	51
	1169				12	30	7	49
	1236		9	9	18	14	10	51
	1247		4	4	8	8	50	70
	1443		12	12	10	30	30	82
	1450		6	6	18	16	4	44
	147		6	6	16	15	14	51
	1477		8	8	10	20	6	44
	1528		23	23	42	10	20	95
	1575		14	14	5	30	5	54
	1599		11	11	21	18	10	60
	1617		9	9	10	15	8	42
	185		9	9		35	3	47
	195		9	9	19	20	2	50
	2288		9	9	21	17	10	57
	2755		3	3	8	58	2	71
	3024		11	11	24	8	10	53
	350		26	26	38	15	10	89
	399		11	11	14	25	5	55
	723		12	12	20	27	12	71
	751		8	8		14	28	50
Associate Professor	1177		2	2	23	10	10	45
	1226		22	22	40	10	10	82
	1602		27	27	15	3	2	47
	1727		13	13	13	20	8	54
	2030		13	13	25	10	5	53
	2176		7	7	34	3	2	46
	2219		11	11	13	12	14	50
	2313		7	7	33	8	5	53
	2330		25	25	38	10	10	83
	445		29	29	8	15	10	62

Report 5

UNIVERSITY OF PITTSBURGH  
Full-Time Faculty Workweeks  
Fall Term, 2013

014 Legal Professions and Studies

Faculty Rank	Faculty Identifier	Contact Hours			Preparation Hours	Research Hours	Other	Total Weekly Hours
		Undergraduate	Graduate	Total				
Assistant Professor	2515		4	4	10	21	15	50
	2559		3	3	10	30	2	45
	2827		3	3	32	10	10	55
	3097		2	2	28	15	5	50
	732		4	4	7	3	27	41
Librarian	1559		4	4	40	5		49
	1728					1	37	38
	1779						38	38
	1787				3	6	31	40
	2295					1	37	38
	578				8		32	40
On Leave	1487							
	2497							
TOTAL CIP	45	0	385	385	724	662	575	2,346

## Report 5

### UNIVERSITY OF PITTSBURGH Full-Time Faculty Workweeks Fall Term, 2013

015 English Language and Literature/Letters

Faculty Rank

Faculty

Contact Hours



## Report 5

### UNIVERSITY OF PITTSBURGH Full-Time Faculty Workweeks Fall Term, 2013

#### 015 English Language and Literature/Letters

Faculty Rank	Faculty Identifier	Contact Hours			Preparation Hours	Research Hours	Other	Total Weekly Hours
		Undergraduate	Graduate	Total				
	2350	23		23	18	20	10	71
	2392	3		3	20	45	8	76
	2393	3	3	6	30	24	1	61
	247	6		6	9	0		15

# Report 5

## UNIVERSITY OF PITTSBURGH Full-Time Faculty Workweeks Fall Term, 2013

015 English Language and Literature/Letters

Faculty Rank	Faculty Identifier	Contact Hours		Total	Preparation Hours	Research Hours	Other
		Undergraduate	Graduate				



Report 5

UNIVERSITY OF PITTSBURGH  
Full-Time Faculty Workweeks  
Fall Term, 2013

015 English Language and Literature/Letters

Faculty Rank	Faculty Identifier	Contact Hours			Preparation Hours	Research Hours	Other	Total Weekly Hours
		Undergraduate	Graduate	Total				
On Leave	931	10		10	8	12	16	46
	1944							
	2044							
	2216							
	2249							
	24							
	2654							
	2763							
	3063							
	3067							
	354							
	69							
	749							
TOTAL CIP	141	1,018	76	1,094	2,660	2,045	1,504	7,303

## Report 5

# Report 5

## UNIVERSITY OF PITTSBURGH Full-Time Faculty Workweeks Fall Term, 2013

017 Library Science

Faculty Rank	Faculty Identifier	Contact Hours			Preparation Hours	Research Hours	Other	Total Weekly Hours
		Undergraduate	Graduate	Total				
	1405					38	1	39
	1416					38		38
	1469		3	3	7	14	16	40
	1471					38		38
	1472				1	39	1	41
	1493					45		45
	1589						38	38
	1672					38		38
	1684				20	15	3	38
	176					38	2	40
	1807				2	31	5	38
	193						38	38
	2163					36	2	38
	2199					34	4	38
	2212				5	30	3	38
	2238				10	10	18	38
	2297				1	37	2	40
	2304					38		38
	2339					13	26	39
	2375				20	6	20	46
	243					38		38
	2443				2	32	4	38
	2662					38	2	40
	2705						42	42
	2718					38		38
	2719				8	15	15	38
	2814					36	2	38
	2872					40		40
	2885				8	12	20	40
	2927				8	3	38	49
	299				2	38	2	42
	300					40		40

## Report 5

Report 5

UNIVERSITY OF PITTSBURGH  
Full-Time Faculty Workweeks  
Fall Term, 2013

018 Biological and Biomedical Sciences



## Report 5

Report 5

UNIVERSITY OF PITTSBURGH  
Full-Time Faculty Workweeks  
Fall Term, 2013

018 Biological and Biomedical Sciences

Faculty Rank	Faculty Identifier	Contact Hours			Preparation Hours	Research Hours	Other	Total Weekly Hours
		Undergraduate	Graduate	Total				
	2779				14	31	11	56
	2905				15	31	9	55
	2937				5	45	10	60
	3004				14	38	8	60
On Leave	3138							
TOTAL CIP	101	777	120	897	1,558	2,442	757	5,654



## Report 5

### UNIVERSITY OF PITTSBURGH Full-Time Faculty Workweeks Fall Term, 2013

#### 019 Mathematics and Statistics

Faculty Rank	Faculty Identifier	Contact Hours			Preparation Hours	Research Hours	Other	Total Weekly Hours
		Undergraduate	Graduate	Total				
Professor	1210	6		6	10	25	8	49
	1357		5	5	1	25	14	







## Report 5

Report 5

UNIVERSITY OF PITTSBURGH  
Full-Time Faculty Workweeks  
Fall Term, 2013

024 Philosophy and Religion/Theology

		Contact Hours						
TOTAL CIP	32	187	44	231	534	593	340	1,698

Report 5

UNIVERSITY OF PITTSBURGH  
Full-Time Faculty Workweeks  
Fall Term, 2013

## Report 5

### UNIVERSITY OF PITTSBURGH Full-Time Faculty Workweeks Fall Term, 2013

#### 025 Physical Sciences

Faculty Rank	Faculty Identifier	Contact Hours			Preparation Hours	Research Hours	Other	Total Weekly Hours
		Undergraduate	Graduate	Total				
	84	10		10		8	30	48
	850		4	4	21	32	1	58
	945	3		3	10	61	6	80
	980	3	1	6				





Report 5

UNIVERSITY OF PITTSBURGH  
Full-Time Faculty Workweeks  
Fall Term, 2013

## Report 5

### UNIVERSITY OF PITTSBURGH Full-Time Faculty Workweeks Fall Term, 2013

#### 025 Physical Sciences

Faculty Rank	Faculty Identifier	Contact Hours			Preparation Hours	Research Hours	Other	Total Weekly Hours
		Undergraduate	Graduate	Total				
	991	22		22	3	10	15	50
Research Assoc./Asst.	2857				14	33	9	

# Report 5

## UNIVERSITY OF PITTSBURGH Full-Time Faculty Workweeks Fall Term, 2013

026 Psychology

Faculty Rank	Faculty Identifier	Contact Hours			Preparation Hours	Research Hours	Other	Total Weekly Hours
		Undergraduate	Graduate	Total				
Professor	116		3	3	10	25	12	50
	1279		8	8	3	50	8	69
	1536				6	32	2	40
	175				10	40	10	60
	1769		3	3	15	35	40	93
	286	15		15	13	10	10	48
	316	6	1	7	13	26	11	57
	360		12	12	12	28	15	67
	452		4	4	2	31	3	40
	612	3		3	12	12	20	47
	642				17	20	13	50
	644				12	28	8	48
	678	3		3	14	26	11	54
	698		2	2	6	30	10	48
	739				8	35	18	61
	756		3	3	12	20	15	50
	807		8	8	10	12	10	40
	816				15	25	8	48
	834		4	4	8	30	20	62
Associate Professor	1004	19		19	5	20	5	49
	1155	3		3	14	28	13	58
	118		4	4	2	35	3	44
	1186		6	6	8	13	10	37
	135		1	1	6	25	8	40
	141	25		25		30	10	65
	1576	12		12	50	5	10	77
	1603	15		15	18	3	7	43
	1612		3	3	9	25	3	40
	1720		8	8	2	30	2	42
	1745	2	3	5	8	21	8	42
	1822	3		3	6	35	6	50
	1920	3	4	7	13	25	10	55

## Report 5

### UNIVERSITY OF PITTSBURGH Full-Time Faculty Workweeks Fall Term, 2013

#### 026 Psychology

Faculty Rank	Faculty Identifier	Contact Hours			Preparation Hours	Research Hours	Other	Total Weekly Hours
		Undergraduate	Graduate	Total				
	2024	3	1	4	20	28	5	57
	235	3	3	6	10	29	9	54
	2358	3	3	6	15	20	5	46
	2873	3		3	15	27	10	55
	390		6	6	15	28	10	59
	70	28		28	15	2	12	57
Assistant Professor	1508	17		17	18	5	15	55
	1972		9	9	7	25	10	51
	2215	3	15	18	24	5	10	57
	2322	19		19	30	25	8	82
	2360		3	3	12	35	9	59
	2366		3	3	10	29	9	51
	2558	12		12	20	25	10	67
	2637	9		9	25	5	10	49
	2656	16		16	18	15	10	59
	2710	3	4	7	8	15	10	40
	2786		3	3	20	30	5	58
	2940	6	1	7	11	24	8	50
	2944		1	1	14	35	5	55
	2964	12		12	15	20	6	53
	2987	3	3	6	14	26	11	57
	3073	3		3	20	20	1	44
	3074	4		4	30	20	5	59
	3124	3		3	14	28	11	56
	3133	12		12	20	5	2	39
Instructor	2175	6	1	7	22	10	10	49
Lecturer	1749	9		9	28	6	1	44
	2463	9		9	15	10	10	44
	2970	29		29		16	5	50
	363	7	3	10	42		7	59
Research Assoc./Asst.	1084					38		38
	1420				8	27	5	40

# Report 5

## UNIVERSITY OF PITTSBURGH Full-Time Faculty Workweeks Fall Term, 2013

026 Psychology

Faculty Rank	Faculty Identifier	Contact Hours			Preparation Hours	Research Hours	Other	Total Weekly Hours
		Undergraduate	Graduate	Total				
	3042				14	28	11	53
On Leave	1950							
	788							
TOTAL CIP	67	221	188	409				

## Report 5

Report 5

UNIVERSITY OF PITTSBURGH  
Full-Time Faculty Workweeks  
Fall Term, 2013

027 Security & Protective Svcs/Public Administration & Svcs

Contact Hours

Faculty Rank

Faculty  
Identifier



Report 5

UNIVERSITY OF PITTSBURGH  
Full-Time Faculty Workweeks  
Fall Term, 2015

027 Security & Protective Svcs/Public Administration & Svcs

Faculty Rank	Faculty Identifier	Contact Hours			Preparation Hours	Research Hours	Other	Total Weekly Hours
		Undergraduate	Graduate	Total				
	3013	9	15	24	13	5	42	
	3115		9	9	24	5	40	
Research Assoc./Asst.			3	3		35	41	
leave	122							
	1516							
	1641							
	1797							
	2619							
TOTAL CIP	72	139	390			1,279	3,406	

# Report 5

## UNIVERSITY OF PITTSBURGH Full-Time Faculty Workweeks Fall Term, 2013

Faculty ID	Date	Contact Hours			Preparation Hours	Research Hours	Other	Total Weekly Hours
		Graduate	Total					
	3		3	2	45	5	55	
	6		6	19	26	11	62	
	3		3	18	20	12	53	
	12		12	12	20	10	54	
	9		9	30		15	54	
	18		18	8	20	18	64	
	12		12	20	15	6	53	
				10	27	3	40	
	15		15	17	20	10	62	
1525	9		9	15	10	12	46	
1543		1	1	2	40	10	53	
1577	3	1	4	12	40	5	61	
1597				10	30	7	47	
1654	12		12	24	5	4	45	
168	30	22	52	32	30	10	124	
1729	3		6	9	30	9	54	
177	10		10	20	20	15	65	
1887	3	2	5	13	40	20	78	
1954	3	3	6	15	25	7	53	
1955		3	3	12	15	30	60	
202	3	1	4	24	40	5	73	
204		2	2	8	30	10	50	
223		3	3	15	33	15	66	
2407	3		3	21	20	20	64	
2481	3	3	6	20	22	8	56	



# Report 5

## UNIVERSITY OF PITTSBURGH Full-Time Faculty Workweeks Fall Term, 2013

### 028 Social Sciences and History

Faculty Rank	Faculty Identifier	Contact Hours			Preparation Hours	Research Hours	Other	Total Weekly Hours
		Undergraduate	Graduate	Total				
	1455	6	5	11	22	16	3	52
	1467	6		6	24	10	30	70
	1488	10		10	27	2	2	41
	151	6	1	7	24	25	30	86
	1520	30	3	33	8	15	6	62
	1546	12		12	18	8	6	44
	1692	3	3	6	5	50	8	69
	1706	15		15	27	12	12	66
	1718	6		6	9	20	30	65
	1758	18		18	12	21	12	63
	1869	30	1	31	19	10	5	65
	191	18		18	10	12	3	43
	1962	7		7	20	26	15	68
	1980	6		6	12	26	10	54
	2047	6	4	10	7	35	4	56
	2061		3	3	20	30	15	68
	2079	15		15	17	9	9	50
	2228	3	3	6	24	14	4	48
	2363	3		3	15	22	7	47
	2402	6		6	32	25	8	71
	2571	3	5	8	17	12	5	42
	2582		3	3	2	50	2	57
	2585	6		6	19	25	9	59
	2620		6	6	16	23	6	51
	2651		9	9	16	23	6	54
	2737	6		6	20	25	9	60
	2866				2	48	2	52
	2884	6		6	19	25	12	62
	531	3	2	5	15	18	15	53
	595	6		6	19	25	12	62
	659	6	4	10	13	12	10	66
	682	33	4	37	23	17	2	79

Report 5

UNIVERSITY OF PITTSBURGH  
Full-Time Faculty Workweeks  
Fall Term, 2013

028 Social Sciences and History

Faculty Rank

Faculty  
Identifier

Contact Hours

## Report 5

### UNIVERSITY OF PITTSBURGH Full-Time Faculty Workweeks Fall Term, 2013

#### 028 Social Sciences and History

Faculty Rank	Faculty Identifier	Contact Hours			Preparation Hours	Research Hours	Other	Total Weekly Hours
		Undergraduate	Graduate	Total				
	3065	6		6	18	50	2	76
	3071	12		12	30	6	2	50
	3080	3		3	30	30	1	64
	3101	12		12	22	8	11	53
	3108	9		9	26	10	9	54
	3120				12	23	5	40
	3144				15	25	6	46
Instructor	2843	18		18	17	7	10	52
Lecturer	1047	12	5	17	25			42
	119	7	6	13	20	10	20	63
	1264	7		7	36		1	44
	1322	15		15	28		6	49
	1354	10		10	59	4	5	78
	1410	7		7	29		4	40
	1425	7		7	42		5	54
	1568	9		9	21	5	20	55
	2090	9		9	20	8	3	40
	2396	9		9	21	10	9	49
	2653				35	15	15	65
	2658	12	3	15	12	10	4	41
	2716	9		9	30	10	11	60
	2723	13		13	16	25	11	65
	2803	17		17	12	23	7	59
	2849	10		10	23	25	10	68
	3099	9		9	19	25	12	65
	3151	9		9	18	18	5	50
	408	14		14	28		5	47
	551	10		10	39	12	4	65
Research Assoc./Asst.	1269					35		35
	1640				1	36	3	40
	2570				10	37	3	50
On Leave	2510							

Report 5

UNIVERSITY OF PITTSBURGH  
Full-Time Faculty Workweeks  
Fall Term, 2013

028 Social Sciences and History

# Report 5

## UNIVERSITY OF PITTSBURGH Full-Time Faculty Workweeks Fall Term, 2013

### 030 Visual and Performing Arts

Faculty Rank	Faculty Identifier	Contact Hours			Preparation Hours	Research Hours	Other	Total Weekly Hours
		Undergraduate	Graduate	Total				
Professor	1014	3	5	8	18	15	10	51
	142		1	1		40	3	44
	1565	3	5	8		45	7	60
	1675		7	7	16	25	25	73
	1983		1	1	19	22	13	55
	255	9		9	9	31	3	52
	279	6	3	9	22	20	10	61
	308		1	1	19	20	25	65
	583	6	3	9	16	23	10	58
	654		2	2	3	40	6	51
	705		1	1	29	27	25	82
	866	1	4	5	11	40	9	65
	915	21		21	16	18	12	67
Associate Professor	1065	10		10	16	16	20	62
	1320	6		6	6	30	10	52
	156	12		12	21	20	11	64
	1606	3		3	10	20	30	63
	1927	18		18	17	25	5	65
	1952		4	4	14	25	12	55
	1989	6	3	9	4	20	10	43
	2091	17		17		12	35	64
	46	6		6	28	16	8	58
	660	6		6		30	27	63
	745	6		6	30	25	5	66
	944	21		21	11	10	20	62
Assistant Professor	1926	1	5	6	9	25	8	48
	2035	3	4	7	14	25	7	53
	2078	9		9	24	15	1	49
	2362	4	4	8	17	23	10	58
	2608	9		9	11	15	5	40
	2613		6	6	32	20	12	70
	2784	13	1	14	10	40	8	72







This page intentionally left blank

# **UNIVERSITY OF PITTSBURGH**



## **Report 5**

### **Full-Time Faculty Workweeks**

**Spring Term, 2014**



## Report 5

### UNIVERSITY OF PITTSBURGH Full-Time Faculty Workweeks Spring Term, 2014

003 Area, Ethnic, Cultural and Gender Studies

Faculty Rank	Faculty Identifier	Contact Hours			Preparation Hours	Research Hours	Other	Total Weekly Hours
		Undergraduate	Graduate	Total				
Professor	1235	6		6	16	25	9	56
Associate Professor	1503	12		12	6	30	10	58
	2641	6		6	22	35	12	75
Assistant Professor	2371	18		18	14	22	10	64
	2912	6		6	20	27	14	67
	3014	6		6	20	27	14	67
Lecturer	2556	9		9	27	10	4	50
	419	12		12	14	20	20	66
TOTAL CIP	8	75						

Report 5

UNIVERSITY OF PITTSBURGH  
Full-Time Faculty Workweeks  
Spring Term, 2014

004 Business

## Report 5

### UNIVERSITY OF PITTSBURGH Full-Time Faculty Workweeks Spring Term, 2014

004 Business

Faculty Rank	Faculty Identifier	Contact Hours			Preparation Hours	Research Hours	Other	Total Weekly Hours
		Undergraduate	Graduate	Total				
Associate Professor	1057	9		9	12	35	6	62
	1100		2	2	30	25	3	60
	1174	6	3	9	18	15	10	52
	1183	6	3	9	15	30	12	66
	1291	12		12	27	3	3	45
	1396	12		12	15	13	10	50
	1499	9	7	16	32		5	53
	1505	31		31		25	8	64
	1519		12	12	28	4	4	48
	1545				5	60	10	75
	1581	22		22	22	4	12	60
	1618	6		6	23	21	10	60
	1619	3		3	15	40	5	63
	1639	12	4	16	16	20	4	56
	1854				1	35	10	46
	215	12		12	41	2	10	65
	2220				23	21	10	54
	2346	15		15	17	21	10	63
	2478	6	4	10	20	10	10	50
	249	12		12	5	35	6	58
	2514		10	10	28	8	4	50
	2517	6	3	9	15	5	25	54
	2597	6		6	21	20	5	52
	2983	12	3	15	25	20	5	65
	68	21		21	15	3	12	51
	906		3	3		30	10	43
Assistant Professor	1346	6	6	12	24		2	38
	1544	12		12	36		2	50
	1557	18		18	17	10	3	48
	1668	15		15	17	3	5	40
	1921				10	40	5	55
	2223	6	3	9	15	25	8	57



## Report 5

### UNIVERSITY OF PITTSBURGH Full-Time Faculty Workweeks Spring Term, 2014

004 Business

Faculty Rank	Faculty Identifier	Contact Hours			Preparation Hours	Research Hours	Other	Total Weekly Hours
		Undergraduate	Graduate	Total				
	2229				10	35	5	50
	2272	6	9	15	30	1	1	47
	2370		2	2	16	20	10	48
	2381	12		12	16	8	4	40
	2400	12		12	10	30	5	57
	2403	12		12	16		25	53
	2489	9		9	25	5	10	49
	2576	9		9	22	35	4	70
	2586	3	3	6	16	30	6	58
	2598	25		25	4	4	8	41
	2739	6		6	15	40	2	63
	2753		9	9	20	25	5	59
	2778	15		15	32	14	5	66
	2783		10	10		40	10	60
	2808	3	4	7	20	30	2	59
	2928	12		12	24	10	6	52
	2947		4	4	16	21	10	51
	2952	6	5	11	16	21	10	58
	2956	15		15	24	8	4	51
	2981	9		9	18	16	2	45
	3055	3	10	13	15	5	15	48
	3070	12		12	25	4	12	53
	3095	12		12	29	15	7	63
	3117	12		12	27	18	3	60
	3127	12		12	22	11	6	51
	3129					47	5	52
	3132	6	8					

# Report 5

## UNIVERSITY OF PITTSBURGH Full-Time Faculty Workweeks Spring Term, 2014

004 Business

Faculty Rank	Faculty Identifier	Contact Hours			Total	Preparation Hours	Research Hours	Other	Total Weekly Hours
		Undergraduate	Graduate						
On Leave	1838								
	2344								
TOTAL CIP	98	591	255	846	1,647	1,843	885		

## Report 5

### UNIVERSITY OF PITTSBURGH Full-Time Faculty Workweeks Spring Term, 2014

#### 006 Computer and Information Sciences and Support Services

Faculty Rank	Faculty Identifier	Contact Hours			Preparation Hours	Research Hours	Other	Total Weekly Hours
		Undergraduate	Graduate	Total				
Professor	1002		14	14	9	15	15	53
	1029	3	2	5	15	20	14	54
	1077		3	3	13	15	15	46
	19		4	4	11	18	28	61
	201	6		6	12	24	8	50
	365	3	2	5	12	14	10	41
	49		2	2	3	20	20	45
	515	15	5	20		25	30	75
	563		4	4	9	40	5	58
	623		5	5	22	20	10	57
	649		7	7	17	16	8	48
	733		4	4	15	20	10	49
	819	3	2	5	1	30	4	40
	955	3	10	13	8	20	10	51
	974	3	2	5	10	29	14	58
Associate Professor	1062	3	5	8	28	24	5	65
	1080		6	6	3	45	7	61
	1143	3	4	7	21	18	14	60
	134		8	8		40	24	72
	1739		4	4	6	25	20	55
	1766	3	4	7	12	20	6	45
	181		7	7	7	25	12	51
	2013	3	4	7	9	30	4	50
	207	11		11	28	15	18	72
	2080	14		14	15	12	5	46
	289	20		20	24		20	64
	552	3	10	13	16	6	12	47
	636	3	4	7	29	5	2	43
	73		9	9	21	16	8	54
	954	9		9	25	5	5	44
	960		10	10	24	10	11	55
Assistant Professor	2243	3	5	8	34	36	4	82

Report 5

UNIVERSITY OF PITTSBURGH  
Full-Time Faculty Workweeks  
Spring Term, 2014

006 Computer and Information Sciences and Support Services

Faculty Rank	Faculty Identifier	Contact Hours			Preparation Hours	Research Hours	Other	Total Weekly Hours
		Undergraduate	Graduate	Total				
	2389	3	4	7	14	25	10	56
	2415	18		18	36	20	10	84
	2563		4	4	16	21	10	51
	2601	3	1	4	19	40	6	69
	2995	3	4	7	16	20	12	55
	3089		4	4	15	22	11	52
	3098		3	3	16	22	11	52
	932	12		12	36	2	5	55
Instructor	1308	16		16	35		4	55
	1309	12		12	34	4	5	55
	1342	15		15	24	1	2	42
	438	21		21	26		3	50
Lecturer	2177	12		12	25		9	46
	267	9		9	24	1	12	46
	3056	12		12	40		10	62
	3092	15		15	12	10	5	42
	335	9		9	17		23	49
	512	12		12	25		10	47
On Leave	108							
	1866							
TOTAL CIP	52	283	166	449	889	846	536	2,720

# Report 5

## UNIVERSITY OF PITTSBURGH Full-Time Faculty Workweeks Spring Term, 2014

### 008 Education

Faculty Rank	Faculty Identifier	Contact Hours			Preparation Hours	Research Hours	Other	Total Weekly Hours
		Undergraduate	Graduate	Total				
Professor	131		4	4	9	30	10	53
	1413		6	6	15	25	10	56
	1463	2	7	9	10	10	20	49
	1655					48	4	52
	1673	6	8	14	15	17	11	57
	2186		11	11		25	20	56
	240		3	3	7	20	10	40
	3050				10	35	5	50
	339		4	4	19	22	11	56
	485		9	9	7	40	10	66
	582		5	5	2	20	15	42
	874		2	2	3	30	10	45
	97				6	25	25	56
Associate Professor	1112		2	2	14	30	12	58
	1490	30		30		16	18	64
	1591		11	11	24	8	15	58
	1776	32		32	5	20	15	72
	1803		9	9	9	40	10	68
	1814	23		23	10	10	5	48
	1836	27		27	15	10	9	61
	1876	19		19	18	3	3	43
	1931		3	3	9	22	13	47
	2207		4	4	14	15	10	43
	2336		9	9	17	17	15	58
	2561		9	9	16	20	13	58
	2614		1	1	18	20	15	54
	272		2	2	8	30	20	60
	2722	22		22	12	40	8	82
	273	18	8	26	4	8	4	42
	281		9	9	22	10	6	47
	296		13	13		20	25	58
	2974		5	5	25	20	15	65



## Report 5

### UNIVERSITY OF PITTSBURGH Full-Time Faculty Workweeks Spring Term, 2014

#### 008 Education

Faculty Rank	Faculty Identifier	Contact Hours			Preparation Hours	Research Hours	Other	Total Weekly Hours
		Undergraduate	Graduate	Total				
	2938	7		7	18	12	15	52
	2951		8	8	18	25	5	56
	297	24		24	27	5	20	76
	2994	14		14	7	25	8	54
	3083		6	6	12	15	7	40
	3094		4	4	19	20	5	48
	3103		3	3	12	22	13	50
	3114		3	3	12	22	13	50
	3136		3	3	12	22	13	50
	511	6	4	10	31	8	6	55
Instructor	11	14		14	20	7	2	43
	2196	28		28	10	3	3	44
	2468	50		50	30		1	81
	2643	12		12	45		20	77
	887	71		71			10	81
Research Assoc./Asst.	1209					40	15	55
	1404					40		40
	144					40	5	45
	1442		3	3	10	40	1	54
	1481				3	37	6	46
	1616				3	35	6	44
	1885						38	38
	1888					38		38
	1964					34	6	40
	2164					40		40
	2273				3	35	6	44
	2282				3	35	10	48
	2553				2	37	6	45
	2565				2	37	6	45
	2580				2	37	6	45
	2816					45		45
	2824					60	2	62

## Report 5

# UNIVERSITY OF PITTSBURGH Full-Time Faculty Workweeks Spring Term, 2014

008 Education

Faculty Rank	Faculty Identifier	Contact Hours		Total	Preparation Hours
		Undergraduate	Graduate		



## Report 5

# UNIVERSITY OF PITTSBURGH Full-Time Faculty Workweeks Spring Term, 2014

009 Engineering

Faculty Rank	Faculty Identifier	Contact Hours	
		Undergraduate	Graduate

Report 5

UNIVERSITY OF PITTSBURGH  
Full-Time Faculty Workweeks  
Spring Term, 2014



## Report 5

### UNIVERSITY OF PITTSBURGH Full-Time Faculty Workweeks Spring Term, 2014

009 Engineering

Faculty Rank	Faculty Identifier	Contact Hours			Preparation Hours	Research Hours	Other	Total Weekly Hours
		Undergraduate	Graduate	Total				
	718	4	4	8	8	25	4	45
	797	3	6	9	27	20	3	59
	840	9	1	10	6	28	4	48
	885	6	7	13	21	25	10	69
	896	3	2	5	16	21	6	48
	898	3	3	6	22	28	10	66
	935	21	1	22	4	25	8	59
	952	20		20	19	4	4	47
	953	4	2	6	9	35	10	60
	976	3	3	6	11	28	10	55
	993		3	3	15	30	10	58
Assistant Professor	1019	18		18	31	3	1	53
	1088	16		16	48	6	2	72
	2167	6		6	30	25	9	70
	2203	3	1	4	11	35	8	58
	2315					40		40
	2327	9		9	18	5	8	40
	2333	3	9	12	12	20	20	64
	2364	3	8	11	7	35	20	73
	2365		6	6	7	30	5	48
	2367		5	5	3	40	5	53
	2376	12		12	36	6	1	55
	2386	9	8	17	5	28	9	59
	2442	15		15	32	3	4	54
	2456				17	26	7	50
	2486				14	33	9	56
	2487				14	33	9	56
	2523	6	3	9	22	50	9	90
	2548		4	4	6	33	7	50
	2569		6	6	25	15	1	47
	2631	11		11	27	6	4	48
	2636	39	3	42	10	16	4	72

# Report 5

## UNIVERSITY OF PITTSBURGH Full-Time Faculty Workweeks Spring Term, 2014

009 Engineering

Faculty Rank	Faculty Identifier	Contact Hours			Preparation Hours	Research Hours	Other	Total Weekly Hours
		Undergraduate	Graduate	Total				
	2646		5	5	13	24	8	50
	2647	1	15	16	9	26	7	58
	2650	12	6	18	13	34	7	72
	2676		5	5	18	30	5	58
	2715	12	7	19	18	40	5	82
	2745	9	4	13	8	43	6	70
	2791	3	9	12	19	22	3	56
	2823	6		6	24	30	25	85
	2847	14		14	31	5	4	54
	2859		1	1	15	33	9	58
	2890	3	5	8	7	32	9	56
	2919	9		9	22	25	7	63
	2921	6	4	10	11	35	4	60
	2949				16	35	8	59
	2958	3	1	4	15	30	3	52
	2969		5	5	14	30	2	51
	3009	12		12	15	8	12	47
	3011	3	2	5	14	30	3	52
	3015	2	4	6	17	30	15	68
	3041				13	30	9	52
	3053				16	33	9	58
	3079		6	6	23	15	5	49
	3085	2	2	4	10	35	12	61
	3134	2		2	28	44	8	82
	3149		2	2	14	40	15	71
	3171	9		9	38	2	4	53
	3172				10	32	3	45
	3177		1	1	16	40	3	60
	3185	3		3	5	40	2	50
	404		5	5	8	30	10	53
	436				10	35		45
Instructor	2768	22		22	32	6	3	63

## Report 5

### UNIVERSITY OF PITTSBURGH Full-Time Faculty Workweeks Spring Term, 2014

#### 009 Engineering

Faculty Rank	Faculty Identifier	Contact Hours			Preparation Hours	Research Hours	Other	Total Weekly Hours
		Undergraduate	Graduate	Total				
	2913	14		14	22	5	41	
	333	9		9	32	1	42	
	357	12		12	20	8	40	
Research Assoc./Asst.	2283					50	52	
	2883				15	40	60	
	530					40	40	
On Leave	1899							
<b>TOTAL CIP</b>	<b>167</b>	<b>900</b>	<b>489</b>	<b>1,389</b>	<b>2,450</b>	<b>4,119</b>	<b>9,458</b>	

# Report 5

## UNIVERSITY OF PITTSBURGH Full-Time Faculty Workweeks Spring Term, 2014

010 Foreign Languages, Literatures, and Linguistics

Faculty Rank	Faculty Identifier	Contact Hours			Total	Preparation Hours	Research Hours	Other	Total Weekly
		Undergraduate	Graduate						

Report 5

UNIVERSITY OF PITTSBURGH  
Full-Time Faculty Workweeks  
Spring Term, 2014



Report 5

UNIVERSITY OF PITTSBURGH  
Full-Time Faculty Workweeks  
Spring Term, 2014

Report 5

UNIVERSITY OF PITTSBURGH

## Report 5

### UNIVERSITY OF PITTSBURGH Full-Time Faculty Workweeks Spring Term, 2014

#### 011 Health Professions and Related Clinical Sciences

Faculty Rank	Faculty Identifier	Contact Hours			Preparation Hours	Research Hours	Other	Total Weekly Hours
		Undergraduate	Graduate	Total				
	2480		3	3	8	38	6	55
	25		4	4		48	1	53
	2538		2	2	24	5	13	44
	264		2	2	7	36	6	51
	2677				6	36	8	50
	2678				7	36	20	63
	270				20	16	10	46
	280		14	14	22	20	4	60
	284		7	7	6	29	1	43
	290		1	1	1	44	8	54
	293		6	6	8	20	8	42
	2934		6	6		45	9	60
	3023		3	3	12	34	8	57
	304		8	8		38	4	50
	3046		14	14	11	12	4	41
	310		4	4	16	12	10	42
	311	2	4	6	4	20	20	50
	362		2	2	24	12	16	54
	381		6	6		25	25	56
	388		9	9		35	5	49
	398	3	5	8	8	35	15	66
	41	2	2	4		35	20	59
	428	3	5	8	2	32	5	47
	442		3	3	15	18	8	44
	460		5	5		32	3	40
	461	3	2	5	4	20	15	44
	466		8	8		50	2	60
	469		8	8	7	71	2	88
	494				20	15	5	40
	508		6	6	2	42	13	63
	533				16	46	4	66
	55		4	4	1	35	3	43

Report 5

UNIVERSITY OF PITTSBURGH

Report 5

UNIVERSITY OF PITTSBURGH  
Full-Time Faculty Workweeks  
Spring Term, 2014

011 Health Professions and Related Clinical Sciences



## Report 5

UNIVERSITY OF PITTSBURGH  
Full-Time Faculty Workweeks  
Spring Term, 2014

## 011 Health Professions and Related Clinical Sciences

Faculty Rank	Faculty Identifier	Contact Hours			Preparation Hours	Research Hours	Other	Total Weekly Hours
		Undergraduate	Graduate	Total				
	303				10	5	25	40
	3036		6	6		34	2	42
	3113				8	27	7	42
	3173				7	33	8	48
	3175					40	6	46
	323				11	37	6	54
	334	8		8	7	8	25	48
	34		12	12	3	8	37	60
	359		9	9	1	35	5	50
	389			6		35	8	49
	392				1	50		51
	409		3	3		6	38	47
	413	2	7	9	16	4	21	50
	429	4	7	11	18	20	10	59
	43		9	9	1	45	5	60
	433		13	13	20	10	10	53
	439	9	3	12	12	29	10	63
	44		16	16	3	6	25	50
	453		10	10	24	2	6	42
	454		9	9	4	34	3	50
	468		1	1	4	30	15	50
	487	3	1	4	24	5	423	45
	489		7	7	13	3	17	40
	491	1	4	5	2	29	4	40
	493	4		4	3	24	17	48
	496	5	3	8	8	32	8	56
	501		4	4	28	6	2	40
	513	2	3	5	1	9	25	40
	516						40	50
	557		12	12	10	27		

Report 5

UNIVERSITY OF PITTSBURGH







Report 5

UNIVERSITY OF PITTSBURGH

## Report 5

### UNIVERSITY OF PITTSBURGH Full-Time Faculty Workweeks Spring Term, 2014

#### 011 Health Professions and Related Clinical Sciences

Faculty Rank	Faculty Identifier	Contact Hours			Preparation Hours	Research Hours	Other	Total Weekly Hours
		Undergraduate	Graduate	Total				
	2447	3	6	9	25	5	5	44
	2450		1	1	1	40	8	50
	2453				3	35	2	40
	2454	1	5	6	29	5	15	55
	2459				7	37	4	48
	2466	4	13	17	8	15	2	42
	2467		6	6		44	1	51
	2469		3	3	8	35	4	50
	2470				11	30	1	42
	2471		12	12	9	15	23	59
	2483	12		12	13	28	10	63
	2485		3	3	4	36	10	53
	2499				1	38	1	40
	2521	3	15	18	6	29	6	59
	2527				17	16	9	42
	2529		4	4	29	6	3	42
	2530		3	3	15	16	16	50
	2534		25	25	8	5	10	48
	2535				3	30	8	41
	2546					36	4	40
	2551		6	6	11	21	3	41
	2554	8		8	40	2	2	52
	2566		6	6		36	1	43
	2573	12		12	12	10	10	44
	2583		5	5	8	32	2	47
	2587	1	2	3	1	28	8	40
	2596		3	3	27	1	12	43
	2602		2	2	30	5	3	40
	2605		2	2	17	10	12	41
	2610		3	3	29		13	45
	2618				16	20	12	48
	266		10	10	15	10	5	40

Report 5

UNIVERSITY OF PITTSBURGH  
Full-Time Faculty Workweeks  
Spring Term, 2014

011 Health Professions and Related Clinical Sciences

## Report 5

UNIVERSITY OF PITTSBURGH

Report 5

UNIVERSITY OF PITTSBURGH  
Full-Time Faculty Workweeks  
Spring Term, 2014

## Report 5

### UNIVERSITY OF PITTSBURGH Full-Time Faculty Workweeks Spring Term, 2014

#### 011 Health Professions and Related Clinical Sciences

Faculty Rank	Faculty Identifier	Contact Hours			Preparation Hours	Research Hours	Other	Total Weekly Hours
		Undergraduate	Graduate	Total				
	611	6	8	14	20	8	8	50
	62					40		40
	709		4	4	23	1	14	42
	738		12	12	16	8	8	44
	75		6	6		40	10	56
	853				5	48		53
	858		2	2	8	18	25	53
	873					40	4	44
	886		1	1		38	1	40
	907		2	2	12	14	12	40
	930		2	2	8	26	4	40
	941		1	1	9	43	1	54
	95		8	8	14	15	15	52
	961		3	3	19	30	8	60
	966	1	10	11	3	22	4	40
	970					60		60
	981					40		40
Instructor	1051	16		16	18	2	18	54
	1102	12		12	34	12	1	59
	1327	23		23	28		12	63
	1358					5	45	50
	1381	2		2	32		6	40
	1423						40	40
	1683	1		1	20	5	20	46
	1827		3	3	7		30	40
	1966	32		32	10	15	5	62
	2059	6		6	27	1	5	39
	2148		14	14	16	5	5	40
	2150		3	3	1	32	10	46
	2166					4	36	40
	2258	26		26	11		3	40
	2321	12		12	21	16	7	56



## Report 5

### UNIVERSITY OF PITTSBURGH Full-Time Faculty Workweeks Spring Term, 2014

#### 011 Health Professions and Related Clinical Sciences

Faculty Rank	Faculty Identifier	Contact Hours			Preparation Hours	Research Hours	Other	Total Weekly Hours
		Undergraduate	Graduate	Total				
	2343		8	8	13	12	25	58
	2429							

## Report 5

### UNIVERSITY OF PITTSBURGH Full-Time Faculty Workweeks Spring Term, 2014

#### 011 Health Professions and Related Clinical Sciences

Faculty Rank	Faculty Identifier	Contact Hours			Preparation Hours	Research Hours	Other	Total Weekly Hours
		Undergraduate	Graduate	Total				
	3037				12	24	7	43
	3038					40		40
	3039	12		12	25	6	10	53
	3040	15		15	25	6	14	60
	3062	16		16	24	5	4	49
	3078	2	9	11	11	20	8	50
	3142	22		22	22	3	4	51
	3162				12	24	7	43
	3163	3		3	22	11	8	44
	3176				24	11	8	43
	3178				12	24	7	43
	3180		5	5	24	4	14	47
	330	3	4	7	25		8	40
	470	12		12	24	2	2	40
Research Assoc./Asst.	1015					40	5	45
	1034					40		40
	1278					38		38
	2657				10	35	6	51
	2865				7	34	6	47
	3086				1	40	4	45
	379						40	40
	484					50		50
	58					40		40
	922		1	1	37			38
	950					40		40
On Leave	666							
<b>TOTAL CIP</b>	<b>538</b>	<b>1,182</b>	<b>1,932</b>	<b>3,114</b>	<b>5,785</b>	<b>12,623</b>	<b>5,119</b>	<b>26,641</b>



Report 5

UNIVERSITY OF PITTSBURGH  
Full-Time Faculty Workweeks  
Spring Term, 2014

014 Legal Professions and Studies

Faculty Rank	Faculty Identifier	Contact Hours			Preparation Hours	Research Hours	Other	Total Weekly Hours
		Undergraduate	Graduate	Total				
	2559		4	4	36	10	2	52
	2827		9	9	15	18	10	52
	3097		1	1	17	19	9	46
Librarian	1559		1	1	2		38	41
	1728						38	38
	1779						38	38
	1787				5	15	18	38
	2295					1	37	38
	578						39	39
On Leave	1236							
	1487							
	2497							
TOTAL CIP	44	0	282	282	586	684	578	2,130

## Report 5

### UNIVERSITY OF PITTSBURGH Full-Time Faculty Workweeks Spring Term, 2014

#### 015 English Language and Literature/Letters

Faculty Rank	Faculty Identifier	Contact Hours			Preparation Hours	Research Hours	Other	Total Weekly Hours
		Undergraduate	Graduate	Total				
Professor	1120				10	20	20	50
	1161	3	3	6	17	20	20	63
	1344	15		15	8	16	10	49
	143	3		3	20	17	14	54
	1452	6		6	21	10	14	51
	1462	9		9	34	4	4	51
	1473	3		3	12	14	14	43
	1588	6		6	15	24	11	56
	1592	9		9	23	14	6	52
	1593				10	10	45	65
	1627		3	3	15	40	5	63
	263	18		18	14	10	11	53
	301	9		9	24	30	5	68
	312	6		6	18	12	14	50
	3153	6		6	18	18	15	57
	580	6		6	21	18	14	59
	591	6		6	60	25	5	96
	616	3	3	6	20	17	12	55
	701	3	5	8	7	20	15	50
	72	9		9	29	20	8	66
	748		3	3	11	14	22	50
	86		1	1	20	17	14	52
	951	3	3	6	30	20	10	66
Associate Professor	1072	15		15	29	14	11	69
	1121	3	3	6	15	10	20	51
	1231	3		3	5	45	7	14



## Report 5

### UNIVERSITY OF PITTSBURGH Full-Time Faculty Workweeks Spring Term, 2014

015 English Language and Literature/Letters

Faculty Rank	Faculty Identifier	Contact Hours			Preparation Hours	Research Hours	Other	Total Weekly Hours
		Undergraduate	Graduate	Total				
	2316	6		6	21	20	14	

## Report 5

### UNIVERSITY OF PITTSBURGH Full-Time Faculty Workweeks Spring Term, 2014

#### 015 English Language and Literature/Letters

Faculty Rank	Faculty Identifier	Contact Hours			Preparation Hours	Research Hours	Other	Total Weekly Hours
		Undergraduate	Graduate	Total				
	136	3		3	20	7	10	40
	1438	21		21	9	14	6	50
	1657	3		3	17		20	40
	2065	12		12	29	10	5	56
	2182	3		3	33	5	9	50
	2188	6		6	26	10	12	54
	2318	3		3	17	9	20	49
	2326	9		9	19	6	20	54
	2329	6		6	20	25	11	62
	2465	3		3	27	8	15	53
	2475	6		6	15	12	12	45
	2567	3		3	20	20	15	58
	2717	9		9	30		2	41
	2747	6		6	32		22	60
	2748	9		9	20	5	15	49
	2766	6		6	30	5	2	43
	2767	6		6	30	1	26	63
	2788	4		4	30		26	60
	2792	9		9	24	3	2	38
	2800	13		13	15	16	14	58
	2805	9		9	30	5	7	51
	2835	9		9	42	12	7	70
	2836	6		6	21	16	14	57
	2840	9		9	25	5	4	43
	2845	9		9	30			39
	2855	6		6	22	3	18	49
	2916	6		6	34	10	5	55
	2930	6		6	25		9	40
	2933	9		9	32	10	5	56
	2959	9		9	20	14	13	56
	3002	9		9	20	12	5	46
	3068	3		3	18	15	16	52





Report 5

UNIVERSITY OF PITTSBURGH  
Full-Time Faculty Workweeks

## Report 5

# UNIVERSITY OF PITTSBURGH Full-Time Faculty Workweeks Spring Term, 2014

017 Library Science

### Contact Hours

Faculty Rank

Faculty  
Identifier

Under5 -168.55 cm/R29.85 -1492.25 reW-12.25 reWnq900 0 0 18.75 189.85 -168inder5 -168.55 cm/R29.85 -1492.2361Tf[

Report 5

UNIVERSITY OF PITTSBURGH  
Full-Time Faculty Workweeks  
Spring Term, 2014

017 Library Science

Report 5

UNIVERSITY OF PITTSBURGH  
Full-Time Faculty Workweeks  
Spring Term,

## Report 5

# UNIVERSITY OF PITTSBURGH Full-Time Faculty Workweeks Spring Term, 2014

018 Biological and Biomedical Sciences

Contact Hours

Report 5

UNIVERSITY OF PITTSBURGH

## Report 5

# UNIVERSITY OF PITTSBURGH Full-Time Faculty Workweeks Spring Term, 2014

018 Biological and Biomedical Sciences

Faculty Rank

Faculty

Contact Hours



## Report 5

# UNIVERSITY OF PITTSBURGH Full-Time Faculty Workweeks Spring Term, 2014

019 Mathematics and Statistics

Contact Hours

## Report 5

## Report 5

### UNIVERSITY OF PITTSBURGH Full-Time Faculty Workweeks Spring Term, 2014

#### 019 Mathematics and Statistics

Faculty Rank	Faculty Identifier	Contact Hours			Preparation Hours	Research Hours	Other	Total Weekly Hours
		Undergraduate	Graduate	Total				
	2082	12		12	20	10	2	

## Report 5

UNIVERSITY OF PITTSBURGH

## Report 5

### UNIVERSITY OF PITTSBURGH Full-Time Faculty Workweeks Spring Term, 2014

#### 024 Philosophy and Religion/Theology

Faculty Rank	Faculty Identifier	Contact Hours			Preparation Hours	Research Hours	Other	Total Weekly Hours
		Undergraduate	Graduate	Total				
Professor	1036				10	10	27	

Report 5

UNIVERSITY OF PITTSBURGH  
Full-Time Faculty Workweeks  
Spring Term, 2014

024 Philosophy and Religion/Theology

		Contact Hours						
TOTAL CIP	32	178	32	210	481	621	356	1,668



## Report 5

### UNIVERSITY OF PITTSBURGH Full-Time Faculty Workweeks Spring Term, 2014

#### 025 Physical Sciences

Faculty Rank	Faculty Identifier	Contact Hours			Preparation Hours	Research Hours	Other	Total Weekly Hours
		Undergraduate	Graduate	Total				
	850		3	3	28	30	3	64
	945	6		6	20	31	9	66
	980		2	2	30	30	8	70
	983	20	3	23	5	18	4	50
Associate Professor	1017	4	2	6	18	43	8	75
	1042	3	1	4	16	40	4	64
	1104	6		6	2	55	3	66
	1199		9	9	1	30	15	55
	1234	19		19	22	8	2	51
	1242	11		11	18	10	4	43
	1433	22		22	17	6	7	52
	1542	25		25	28	25	11	89
	1554	23		23	19	9	7	58
	1753	12		12	18	6	6	42
	1850	30		30	8	25	5	68
	1852		4	4	14	30	3	51
	1977		1	1		30	5	36
	2009					20	35	55
	2020	6		6	1	60	1	68
	2068	6	1	7	15	60	4	86
	2226		1	1	23	22	16	62
	2246	3	3	6	20	30	12	68
	2971	14	9	23	3	23	5	54
	411	17		17	17	20	16	70
	430					40	1	41
	456	12		12	21	10	17	60
	521	20		20	30	10	10	70
	607	4	1	5	15	12	16	48
	762	14	9	23		25	2	50
	765	2	3	5	15	22	13	55
	782	3		3	8	50	5	66
	787	17	3	20		40	5	65



## Report 5

### UNIVERSITY OF PITTSBURGH Full-Time Faculty Workweeks Spring Term, 2014

#### 025 Physical Sciences

Faculty Rank	Faculty Identifier	Contact Hours			Preparation Hours	Research Hours	Other	Total Weekly Hours
		Undergraduate	Graduate	Total				
	808	6	2	8	10	32	5	55
	833	7		7	28	15	17	67
	916		1	1	14	40	10	65
	975	3	2	5	6	30	10	51
Assistant Professor	1286	12		12	40	10	5	67
	1478	13		13	23	4	6	46
	2029	3	1	4	10	30	10	54
	2084	20		20	40	20	2	82
	2206	3		3	20	30	3	56
	2257					40		40
	2260		4	4	11	40	6	61
	2289							

## Report 5

### UNIVERSITY OF PITTSBURGH Full-Time Faculty Workweeks Spring Term, 2014

#### 025 Physical Sciences

Faculty Rank	Faculty Identifier	Contact Hours			Preparation Hours	Research Hours	Other	Total Weekly Hours
		Undergraduate	Graduate	Total				
	2877				12	30	6	48
	2880					40	10	50
	2894					45	5	50
	2904				10	45	10	65
	2915	8	1	9	11	10	10	40
	2988				12	39	9	60
	3091		3	3	13	36	8	60
	3107	14		14	25	4	5	48
	3125	12		12	29	5	3	49
	3128	3		3	17	25	4	49
	3154					25	25	50
	3164				10	40	4	54
Instructor	1267	13		13	17	6	18	54
	1754	11		11	20	4	5	40
	2349	6		6	32	6	7	51
	3088	18		18	30	12	15	

Report 5

UNIVERSITY OF PITTSBURGH  
 Full-Time Faculty Workweeks  
 Spring Term, 2014

025 Physical Sciences

Faculty Rank	Faculty Identifier	Contact Hours			Preparation Hours	Research Hours	Other	Total Weekly Hours
		Undergraduate	Graduate	Total				
On Leave	1071							
	2383							
TOTAL CIP	130	1,046	137	1,183	1,919	3,294	1,011	7,407

# Report 5

## UNIVERSITY OF PITTSBURGH Full-Time Faculty Workweeks Spring Term, 2014

026 Psychology

Faculty Rank	Faculty Identifier	Contact Hours			Preparation Hours	Research Hours	Other	Total Weekly Hours
		Undergraduate	Graduate	Total				
Professor	116		7	7	8	25	15	55
	1279	3	1	4	11	50	12	77
	1536				10	30	6	46
	175		3	3	8	40	10	61
	1769	3		3	15	40	20	78
	286	18		18	9	15	7	49
	316	3	1	4	7	35	6	52
	360		7	7	9	30	25	71
	452		10	10	5	24	2	41
	612				12	15	25	52
	642				10	30	10	50
	644		4	4	10	29	8	51
	678	4		4	10	35	5	54
	739		3	3	12	35	12	62
	756	3	6	9	12	20	25	66
	807		7	7	8	15	10	40
	816		3	3	14	29	8	54
	834		4	4	4	32	24	64
Associate Professor	1004	35		35		8	20	63
	1155		3	3	5	35	7	50
	118		7	7	7	13	13	40
	1186	3	3	6	10	14	8	38
	135		1	1	5	28	4	38
	141			6	19	15	10	50
	1576	22		22	15	10	15	62
	1603	15		15	16	3	10	44
	1612				5	30	5	40
	1720		11	11	7	25	2	45
	1745	6		6	3	21	10	40
	1822	3		3	12	31	10	56
	1920		1	1	4	40	1	46
	1950		3	3	10	30	5	48

# Report 5

## UNIVERSITY OF PITTSBURGH Full-Time Faculty Workweeks Spring Term, 2014

026 Psychology

Faculty Rank	Faculty Identifier	Contact Hours		Preparation Hours	Research Hours	Other	Total
		Undergraduate	Graduate				
	2024			4	13	40	1
	2358				10	40	5
	2873	3		6	10	33	4
	390	3		3	12	30	5
	70	12		12	25	5	20
Assistant Professor	1508	19		12	22	5	12
	1972						10
	2215	3					15
	2322	22					8
	2360	3					10
	2366	3	3	6	12	29	9
	2558	15		15	10	30	10
	2637	14		14	22	4	10
	2656	17		17	10	15	10
	2710	3	10	13	1	14	12
	2786				10	40	2
	2940	3	2	5	8	25	8
	2944	3	8	11	10	32	5
	2964	18		18	19	15	5
	2987		3	3	13	31	9
	3073				3	32	10
	3074					50	3
	3124	3		3	12	31	10
	3133	21		21	12	13	10
	3165				10	30	15
Instructor	2175	13		13	6	5	19
Lecturer	1749	9		9	26	5	3
	2463	9		9	15	20	12
	2970	31		31		15	8
	3000	11	1	12	37		7

## Report 5

# UNIVERSITY OF PITTSBURGH Full-Time Faculty Workweeks Spring Term, 2014

026 Psychology

0 0 18.75 45

Contact Hours

Report 5

UNIVERSITY OF PITTSBURGH  
Full-Time Faculty Workweeks  
Spring Term, 2014

## Report 5

### UNIVERSITY OF PITTSBURGH Full-Time Faculty Workweeks Spring Term, 2014

#### 027 Security & Protective Svcs/Public Administration & Svcs

Faculty Rank	Faculty Identifier	Contact Hours			Preparation Hours	Research Hours	Other	Total Weekly Hours
		Undergraduate	Graduate	Total				
Assistant Professor	1224		9	9	2	25	4	40
	1607	9		9	20	10	16	55
	1839	6	3	9	15	20	2	46
	1895				40			40
	1896				40			40
	2027		10	10	9	30	3	52
	2070	6		6	9	15	10	40
	2269	6		6	28		15	49
	2280				5	90	5	100
	2311				40			40
	2345	3	3	6	20	16	16	58
	2413		7	7	15	30	5	57
	2476				10	40	5	55
	2505		4	4	16	45	8	73
	2619		9	9	11	15	7	42
	2655				8	50	5	63
	2749		4	4	9	25	3	41
	2782		6	6	28	36	3	73
	2830				10	27	5	42
	2852		9	9		40	2	51
	2907				40			40
	2914		6	6	20	8	6	40
	2972		7	7	14	40	5	66
	2989		3	3	8	20	9	40
	3017		9	9	3	24	10	46
	3093	15		15	23	8	8	54
	3131		3	3	10	16	6	35
	3148		9	9	8	37	3	57
	385	5	7	12	5	10	25	52
Instructor	3052	12		12	20	18	5	55
Lecturer	2795	3	15	18	12	6	5	41
	2815	3	18	21	16	4	3	44



Report 5

UNIVERSITY OF PITTSBURGH  
Full-Time Faculty Workweeks  
Spring Term, 2014

027 Security & Protective Svcs/Public Administration & Svcs

Report 5

UNIVERSITY OF PITTSBURGH  
Full-Time Faculty Workweeks  
Spring Term, 2014

Report 5

UNIVERSITY OF PITTSBURGH  
Full-Time Faculty Workweeks  
Spring Term, 2014

028 Social Sciences and History

Faculty Rank	Faculty Identifier	Contact Hours			Preparation Hours	Research Hours	Other	Total Weekly Hours
		Undergraduate	Graduate	Total				
	523	3		3	3	3	31	40

## Report 5

### UNIVERSITY OF PITTSBURGH Full-Time Faculty Workweeks Spring Term, 2014

#### 028 Social Sciences and History

Faculty Rank	Faculty Identifier	Contact Hours			Preparation Hours	Research Hours	Other	Total Weekly Hours
		Undergraduate	Graduate	Total				
	1520	6	3	9	38	19	3	69
	1546	15		15	13	8	10	46
	1692	9	1	10	16	30	10	66
	1706	9		9	36	10	12	67
	1718	6	1	7	6	20	30	63
	1758	26		26	25	16	11	78
	1869	4	5	9	31	2	10	52
	191	19		19	13	10	8	50
	1962		3	3	12	12	30	57
	1980	3	4	7	17	25	18	67
	2047		5	5	1	30	15	51
	2079	13		13	16	9	12	50
	2363	3	3	6	17	21	7	51
	2402	3	3	6	10	40	4	60
	2571		1	1	9	30	5	45
	2582	3	3	6	16	22	7	51
	2585	3	3	6	16	26	9	57
	2620	7	3	10		26	5	41
	2651				5	35	20	60
	2737		3	3	16	26	9	54
	2866				2	42	2	46
	2884	3	3	6	22	20	9	57
	3168				12	40	7	59
	531	6	7	13	11	22	15	61
	595	12		12	6	35	35	88
	659	9	1	10	8	20	12	50
	682	41	8	49	12	18	4	83
	740	9		9	24	15	2	50
	835		1	1	13	23	12	49
	870	20		20	20	3	7	50
	994				5	25	20	50
Assistant Professor	1198	12		12	45	5	15	77

## Report 5

### UNIVERSITY OF PITTSBURGH Full-Time Faculty Workweeks Spring Term, 2014

#### 028 Social Sciences and History

Faculty Rank	Faculty Identifier	Contact Hours			Preparation Hours	Research Hours	Other	Total Weekly Hours
		Undergraduate	Graduate	Total				
	1343	9		9	40	10	15	74
	2259		3	3	21	20	7	51
	2412	6		6	15	18	5	44
	2418				15	39	6	60
	2425	13		13	14	10	15	52
	2434	3	3	6	19	25	9	59
	2510	3	3	6	18	30	6	60
	2623				10	40	10	60
	2642	9		9	20	28	4	61
	2727	18		18	18	20	5	61
	2728	9		9	17	22	7	55
	2759	12		12	18	10	8	48
	2781	6		6	16	35	5	62
	2807	9		9	15	10	10	44
	2811	6		6	6	30	1	43
	2812		3	3	5	40	5	53
	2833		3	3	21	26	10	60
	2844	6		6	17	25	7	55
	2858		1	1	2	40	4	47
	2871	3	2	5	8	16	24	53
	2897	32	5	37	16	25	6	84
	2931	12		12	16	4	8	40
	2942		3	3	24	24	5	56
	2953				19	24	11	54
	2973	9		9	19	20	12	60
	2997	3	3	6	10	27	2	45
	3016	3		3	25	25		

## Report 5

### UNIVERSITY OF PITTSBURGH Full-Time Faculty Workweeks Spring Term, 2014

#### 028 Social Sciences and History

Faculty Rank	Faculty Identifier	Contact Hours			Preparation Hours	Research Hours	Other	Total Weekly Hours
		Undergraduate	Graduate	Total				
	3120	3		3	12	25	2	42
	3144	3	3	6	17	21	7	51
Instructor	2843	15		15	23	6	8	52
Lecturer	1047	6	8	14	21	3	2	40
	119	9	3	12	17	10	14	53
	1264	11		11	31		1	43
	1322	18		18	21		8	47
	1354	6		6	60	6	2	74
	1410	7		7	32		1	40
	1425	5		5	36		5	46
	1568	9		9	27	5	10	51
	2090	14		14	22	5	2	43
	2396	9		9	22	23	9	63
	2653	7		7	11	10	25	53
	2658	12		12	15	15	3	45
	2716	9		9	21	23	10	63
	2723	12		12	27	5	15	59
	2803	19		19	7	22	12	60
	2849	9		9	8	20	9	46
	3099	12		12	16	23	12	63
	3151	10		10	24	20	5	59
	408	23		23	20			43
	551	15		15	24	15	2	56
Research Assoc./Asst.	1269					40		40

# Report 5

## UNIVERSITY OF PITTSBURGH Full-Time Faculty Workweeks Spring Term, 2014

### 028 Social Sciences and History

Faculty Rank	Faculty Identifier	Contact Hours			Preparation Hours	Research Hours	Other	Total Weekly Hours
		Undergraduate	Graduate	Total				
	2634							
	830							
TOTAL CIP	162	1,130	181	1,311	2,469	3,172	1,551	

Report 5

UNIVERSITY OF PITTSBURGH  
Full-Time Faculty Workweeks  
Spring Term, 2014

030 Visual and Performing Arts

Faculty Rank	Faculty Identifier	Contact Hours			Preparation Hours	Research Hours	Other	Total Weekly Hours
		Undergraduate	Graduate	Total				
Professor	1014		1	1	19	24	13	57
	142		1	1	5	30	3	39
	1565	6	3	9	9	25	10	53
	1675	11	5	16	2	45	10	73
	1983	3	1	4	11	36	6	57
	255	9		9	10	41	10	70
	279	14	5	19	10	29	9	67
	308		8	8	8	40	5	61
	583	6		6	4	54	2	66
	654		5	5	5	45	5	60
	705		1	1	22	29	23	75
	866	1	1	2	14	26	20	62
Associate Professor	1065	12		12	19	18	15	64
	1320	6		6	16	26	18	66
	1606	3	1	4	19	20	30	73
	1927	14		14	27	20	5	66
	1952	6	1	7	24	30	5	66
	1989	3	5	8	4	20	20	52
	2091	20	1	21	4	15	25	65
	2230	12		12	12	40	9	73
	3166		3	3	14	60	12	89
	46	9		9	17	16	4	46
	660	12		12	3	24	24	63
	745	6		6	35	10	15	66
Assistant Professor	1926	3	2	5	4	26	15	50
	2035	6	1	7	13	25	12	57
	2078	15		15	42	2	2	61
	2362	5	4	9	14	23	12	58
	2608	9		9	10	20	6	45
	2613	8	5	13	12	35	15	75
	2784	20	3	23	16	35	12	86
	2854				10	35	5	50








This page intentionally left blank

# **UNIVERSITY OF PITTSBURGH**



## **Report 6**

### **Degree Requirements and Degrees Awarded**

**2010-2011 to 2013-2014**



Report 6

UNIVERSITY OF PITTSBURGH  
Degree Requirements and Degrees Awarded  
2010-2011 to 2013-2014

MINIMUM NUMBER OF CREDITS REQUIRED FOR A DEGREE

Baccalaureate	120
Master's	24

DEGREES AWARDED

	Bachelors	Masters	First Professional	Doctoral	Total
2010-2011	5,227	2,292	417	454	8,390
2011-2012	5,361	2,363	440	438	8,602
2012-2013	5,354	2,256	419	462	8,491
2013-2014	5,414	2,366	529	432	8,741

This page intentionally left blank